



Ministry of Health and Sports (Myanmar)

Department of Public Health

Central Epidemiology Unit

(25 December 2020)

Situation Report -262

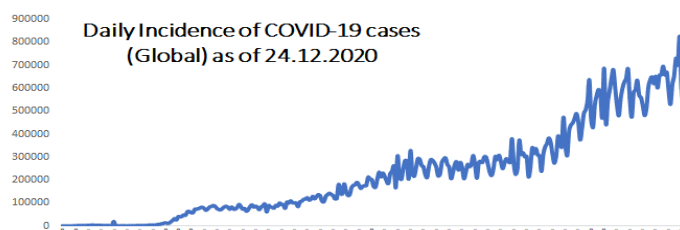
Coronavirus Disease 2019 (COVID-19)

WHO Coronavirus Disease (COVID-19) Dashboard data as of 5:54 PM CEST 24 December 2020

Confirmed cases
77,527,539

Deaths
1,724,681

Case Fatality Rate
2.2%



Myanmar Situation

Data as reported by States and Regions by 24 December 2020

Total Tested-1,683,744

119,788

Confirmed Cases

1,563,956

Negative

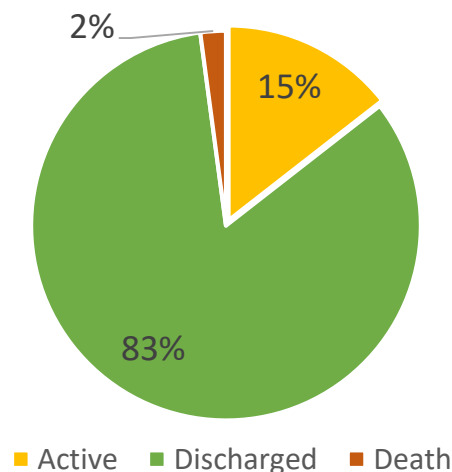
99,927

Discharged

2,532

Death

Current Situation of Confirmed cases (23.3.2020-24.12.2020), n=119,788



COVID-19 confirmed cases by two phases (23.3.2020 – 24-12-2020), n=119,788

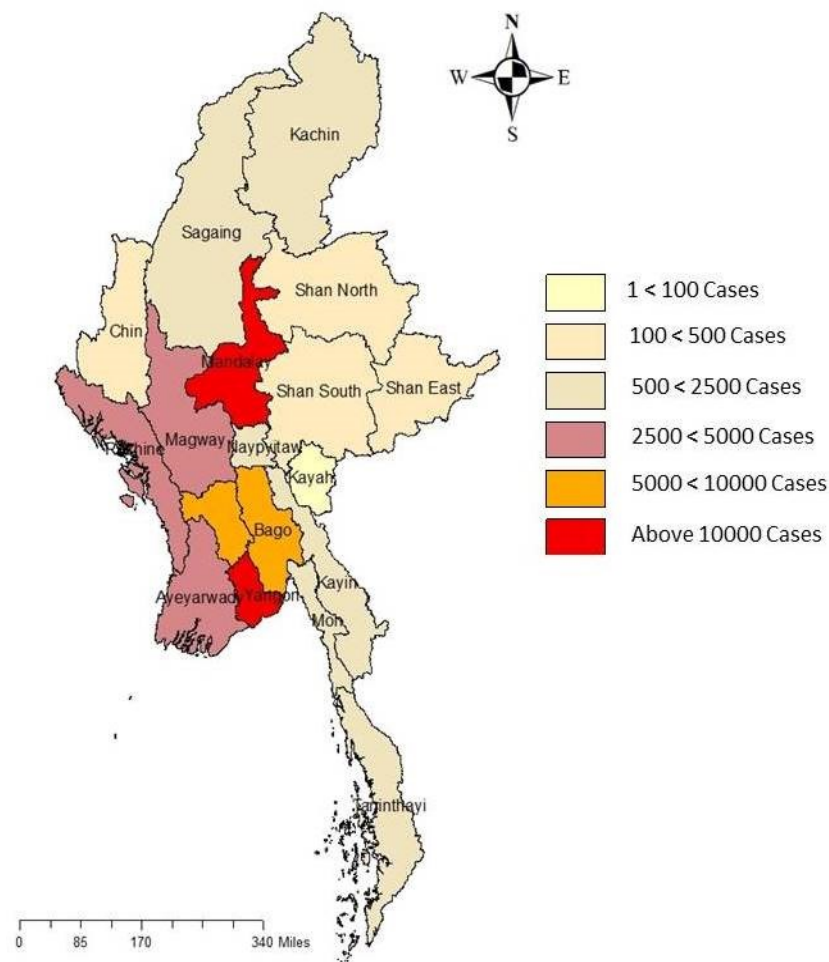
Date	Local transmission		Imported		Total cases	Total Death
	No. of cases	Death	No. of case	Death		
(23.3.2020-15.8.2020)	161	5	213	1	374	6
(16.8.2020-24.12.2020)	119069	2526	345	-	119414	2526
Total	119230	2531	558	1	119788	2532

COVID-19 confirmed cases and death by State/Region (23.3.2020 – 24-12-2020), n=119,788

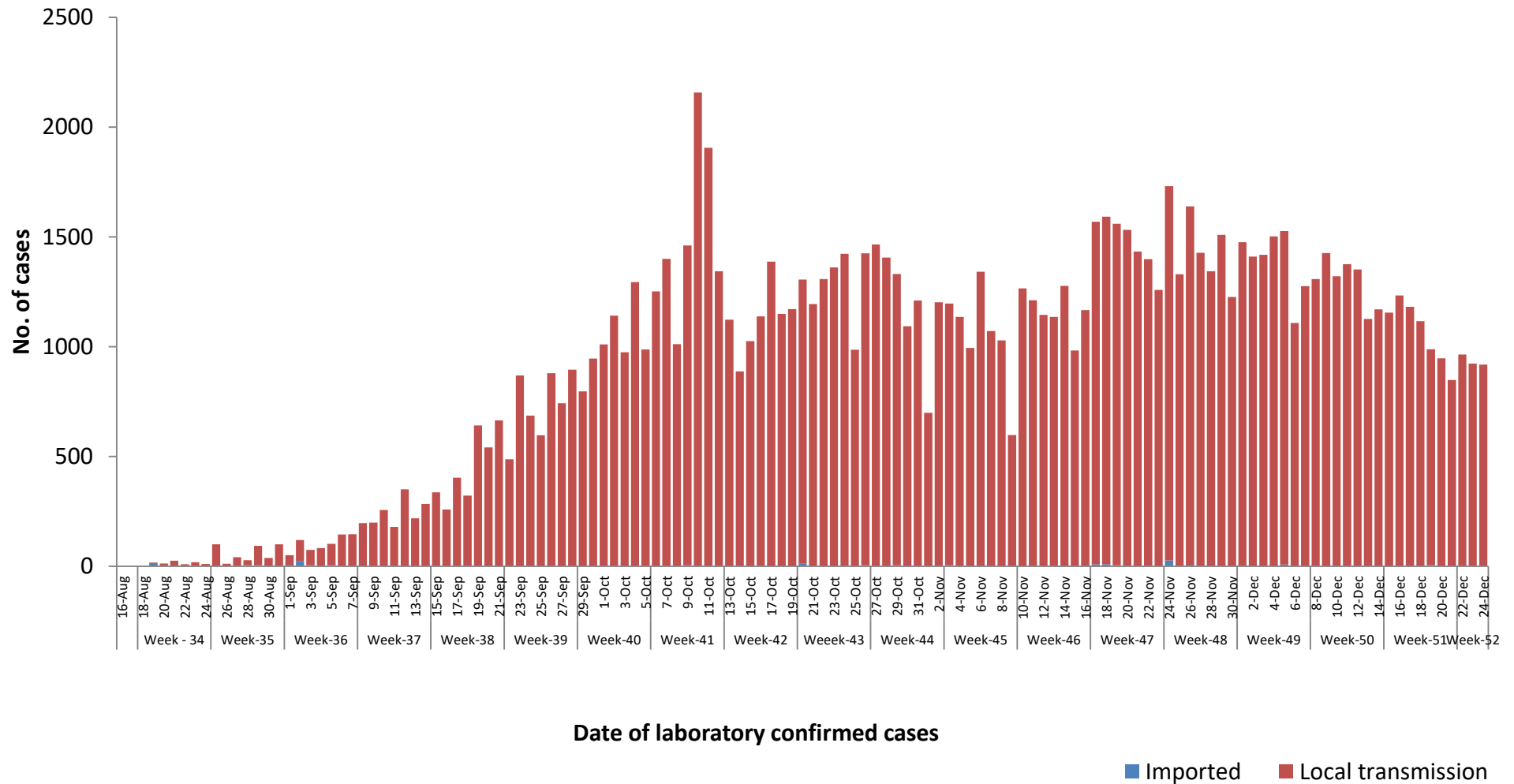
No	State/Region	COVID –19 Confirmed case	New confirmed cases within 24 hours	Deaths
1	Yangon	81,214	326	2,261
2	Mandalay	12,570	234	150
3	Bago	7,296	81	15
4	Ayeyarwaddy	4,401	67	29
5	Rakhine	4,102	6	29
6	Magway	2,590	42	3
7	Mon	2,177	26	17
8	Sagaing	1,671	29	6
9	Kayin	1,043	33	14
10	Naypyitaw	704	46	3
11	Thanintharyi	548	9	-
12	Kachin	513	8	-
13	Shan (South)	399	3	1
14	Chin	196	1	1
15	Shan (North)	188	7	2
16	Shan (East)	140	1	-
17	Kayah	36	-	1
Total		119,788	919	2,532

*No. of new cases by State and Region are counted according to epidemiology situation

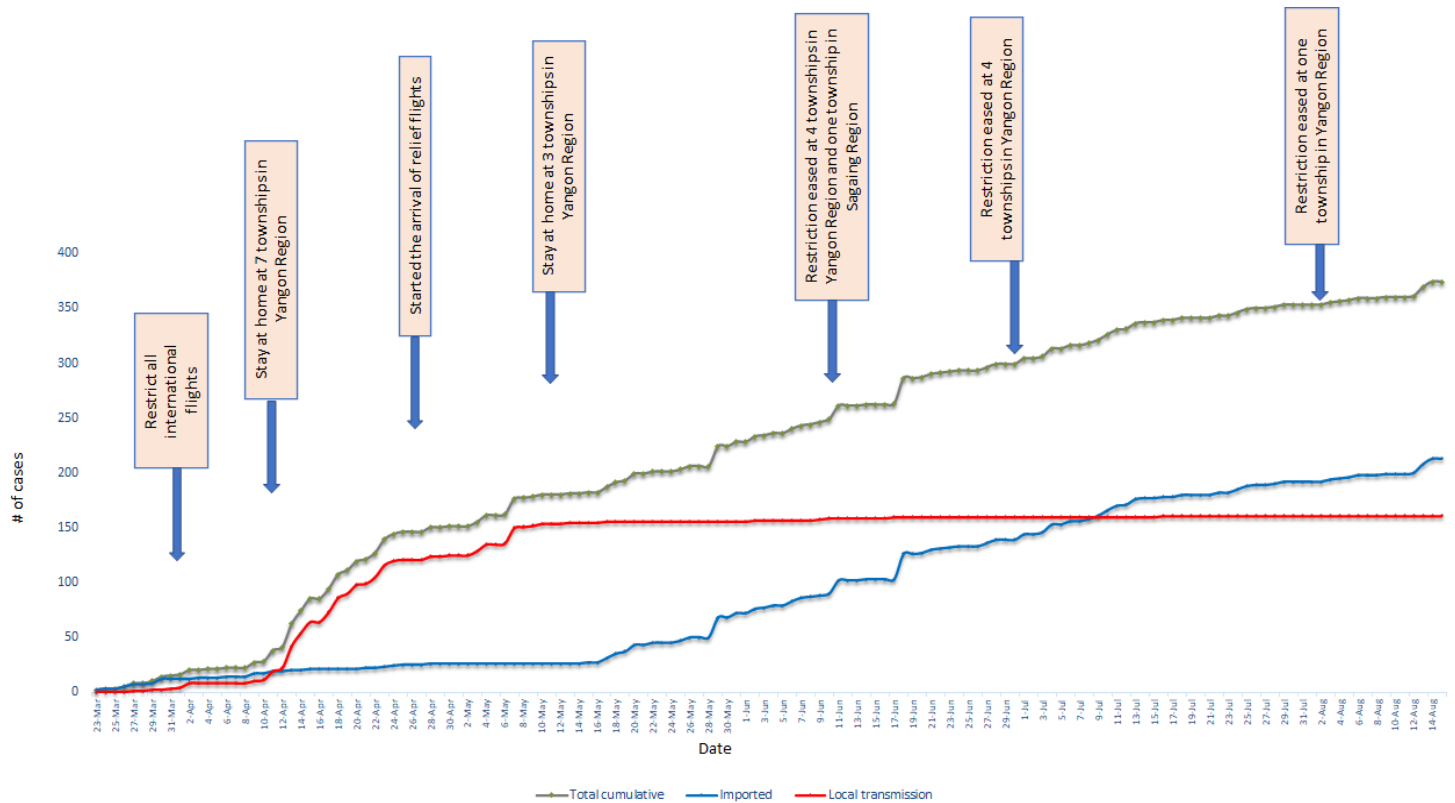
Map showing COVID-19 laboratory confirmed cases



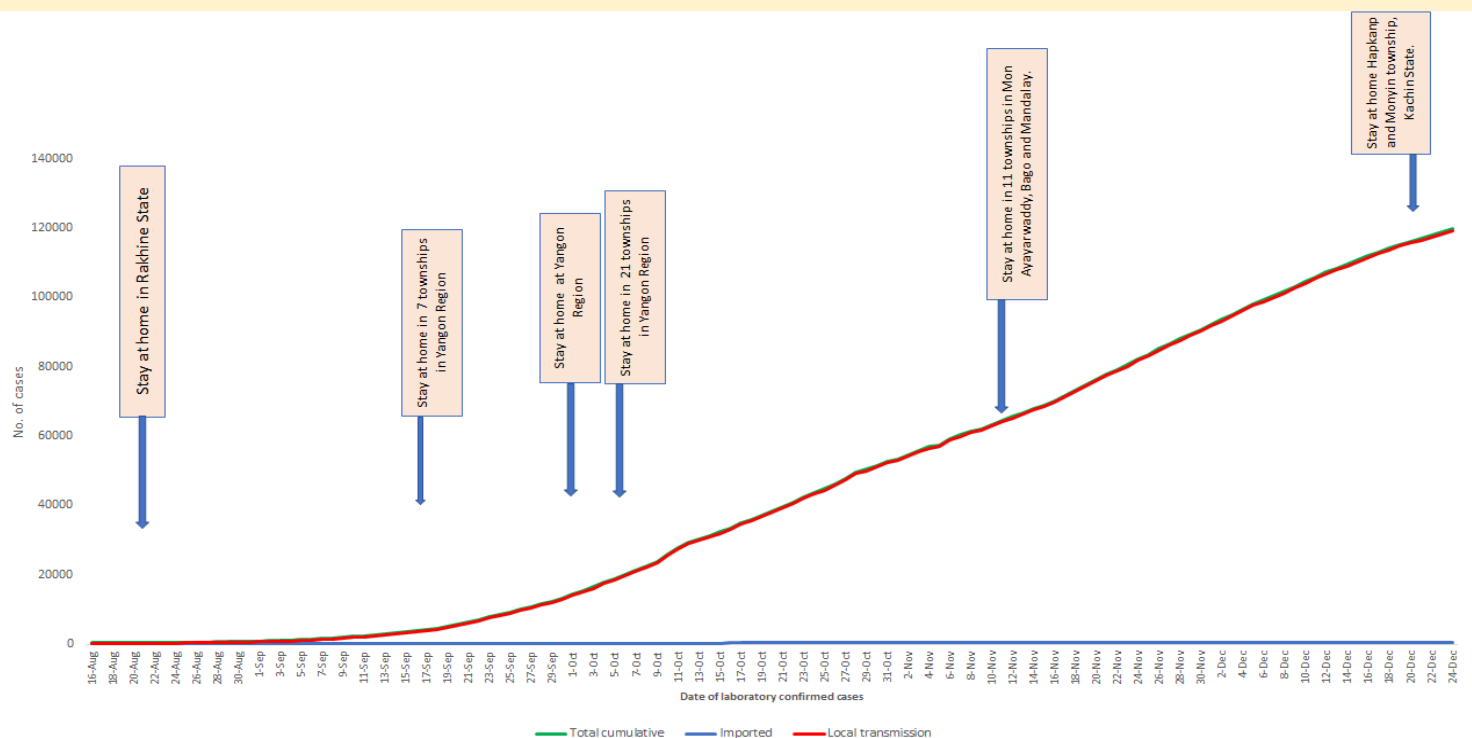
COVID-19 confirmed cases by types of transmissions (as of 24.12.2020) n=119,788



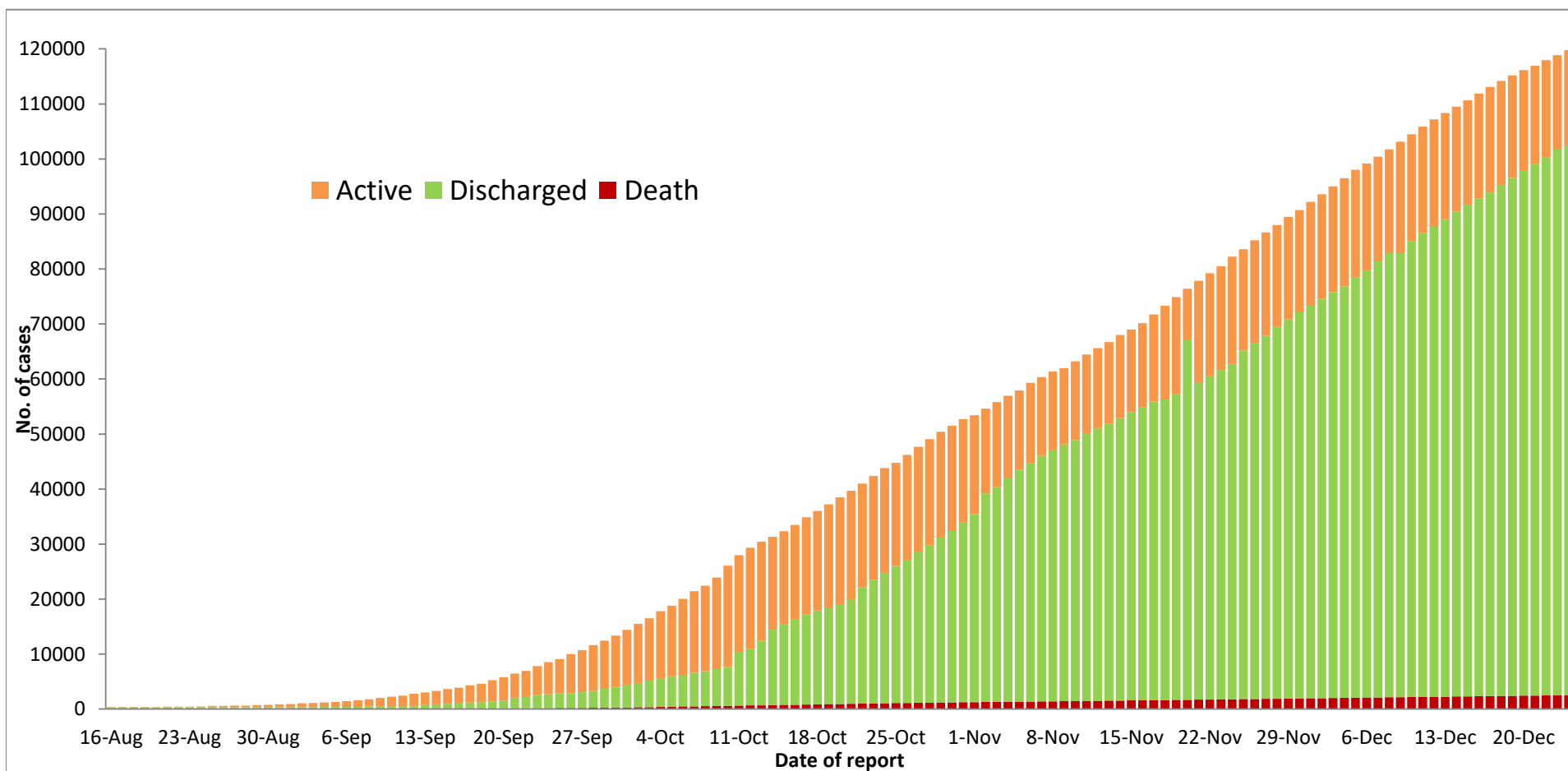
Total cumulative number of cases, imported and local transmission cases by date (23.3.2020- 15.8.2020), n= 374



Total cumulative number of cases, imported and local transmission cases by date (16.8.2020- 24.12.2020)



Cumulative Number of active confirmed cases, discharged and deaths (23.3.2020 – 24.12.2020), n (cumulative)=119,788



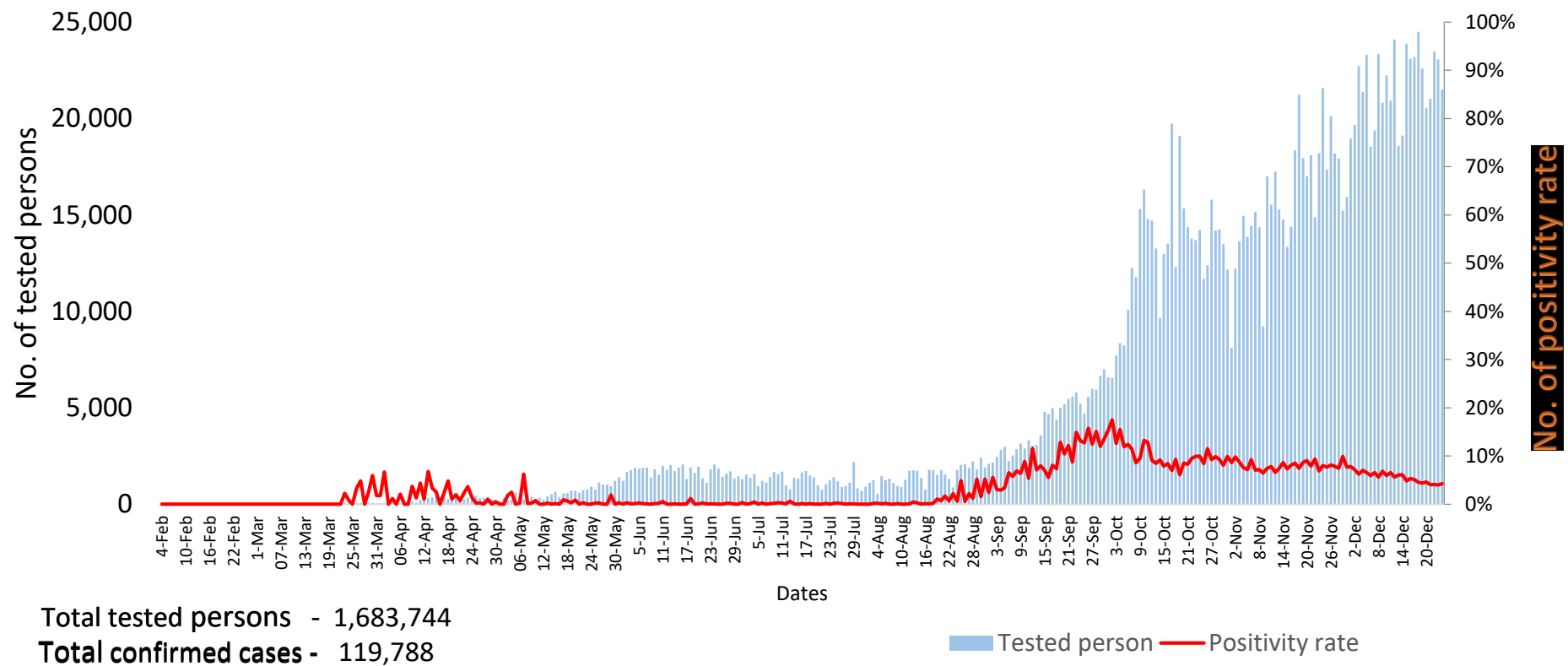
* Discharged criteria for COVID-19 patients was changed on 10.10.2020

Summary of current situation		
Type	New (23.12.2020-24.12.2020)	Total (on 24.12.2020)
Suspected and Person Under Investigation (PUI)	359	1,366
Hospital Quarantine	53	336
Facility Quarantine	4,650	59,262

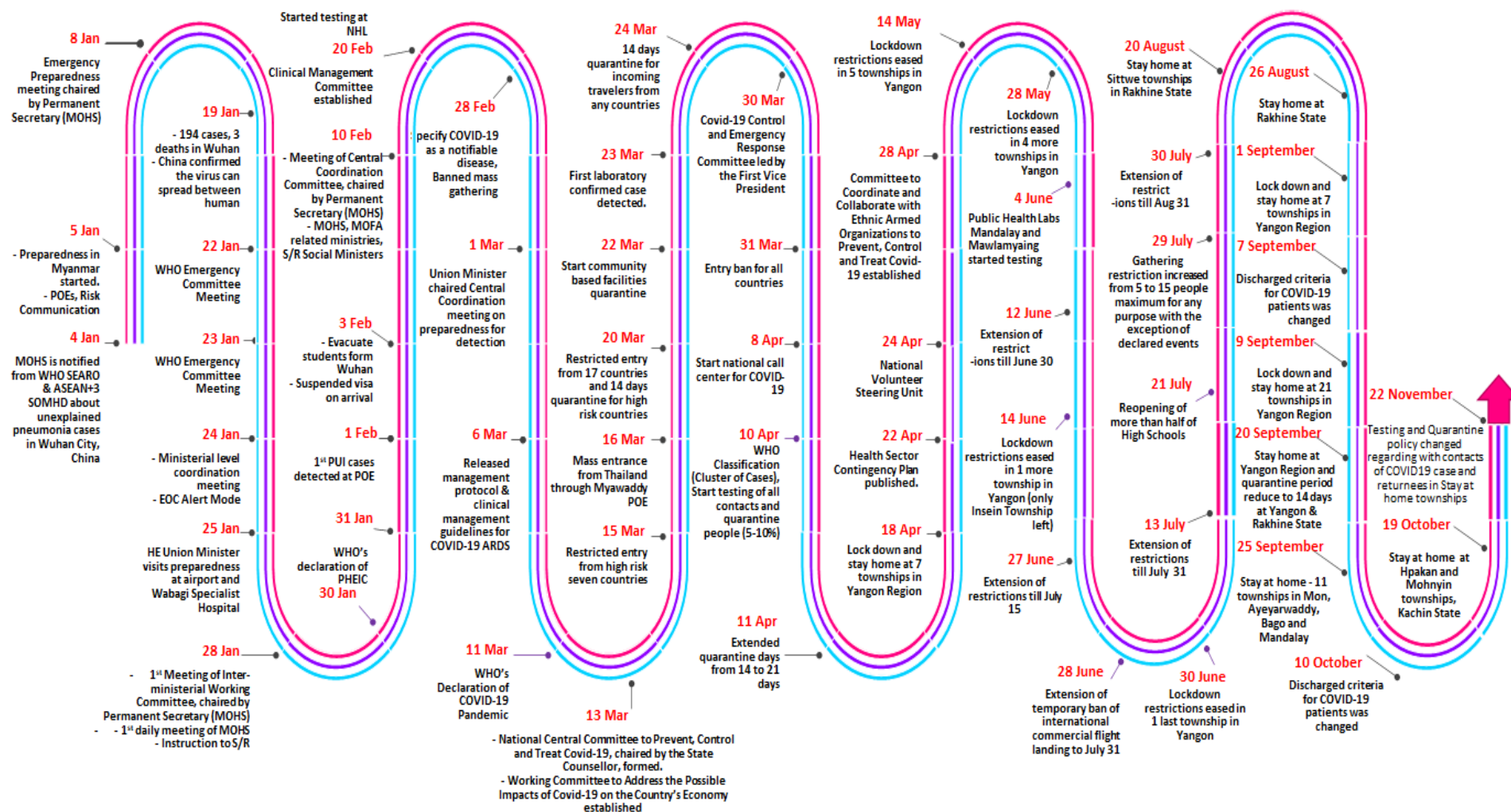
Person under Investigation (PUI) by State/Region hospitals (31.1.2020 – 24.12.2020) n= 58,837			No. of Facility Quarantine sites and Quarantined people on 24.12.2020			
No.	State/Region	PUI	No.	State/Region	No. of facilities	Total no. of quarantine
1	Yangon	40292	1	Ayeyarwaddy	1448	12874
2	Mandalay	8299	2	Bago	1144	6974
3	Ayeyarwaddy	1616	3	Mandalay	370	6695
4	Bago	1467	4	Sagaing	975	6509
5	Mon	1442	5	Yangon	205	5946
6	Kayin	1295	6	Magway	721	3406
7	Magway	976	7	Kayin	409	2696
8	Rakhine	807	8	Shan South	118	2510
9	Thanintharyi	642	9	Kachin	216	2346
10	Shan (N)	583	10	Naypyitaw	12	1770
11	Naypyitaw	323	11	Tanintharyi	153	1670
12	Sagaing	287	12	Shan North	457	1611
13	Shan (E)	213	13	Rakhine	335	1568
14	Shan (S)	210	14	Mon	24	900
15	Kachin	182	15	Shan East	20	771
16	Chin	103	16	Chin	35	599
17	Kayah	100	17	Kayah	24	417
Total		58,837	Total		6,666	59,262

*Facility quarantine rule changed from 21 days to 14 days on 11-9-2020 while 7 days home quarantine rule remain unchanged.

COVID-19 positivity rate by date (as of 24.12.2020)



Timeline of Preparedness and Response to COVID-19 in Myanmar (as of 24.12.2020)



Hotline Number— 0673 420 268

Data source - CEU, DMS, NHL, PHL (MDY and MLM), DMR, DSGH, State and Region Health Departments