



Ministry of Health and Sports (Myanmar)

Department of Public Health

Central Epidemiology Unit

(24 November 2020)

Situation Report -231

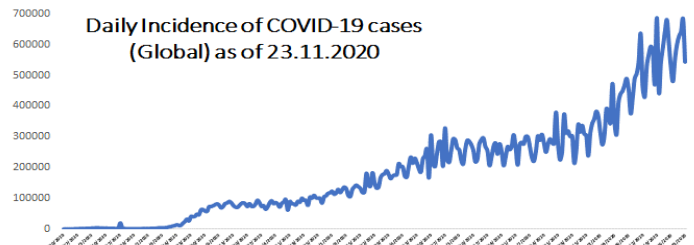
Coronavirus Disease 2019 (COVID-19)

WHO Coronavirus Disease (COVID-19) Dashboard data as of 5:02 PM CEST 23 November 2020

Confirmed cases
58,425,681

Deaths
1,385,218

Case Fatality Rate
2.4%



Myanmar Situation

Data as reported by States and Regions by 23 November 2020

Total Tested-1,037,450

80,505

Confirmed Cases

59,888

Discharged

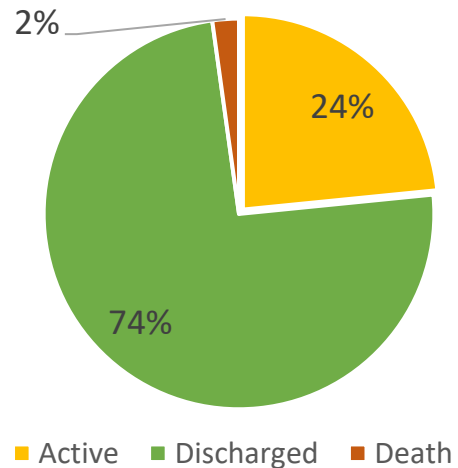
956,945

Negative

1,765

Death

Current Situation of Confirmed cases (23.3.2020-23.11.2020), n=80,505



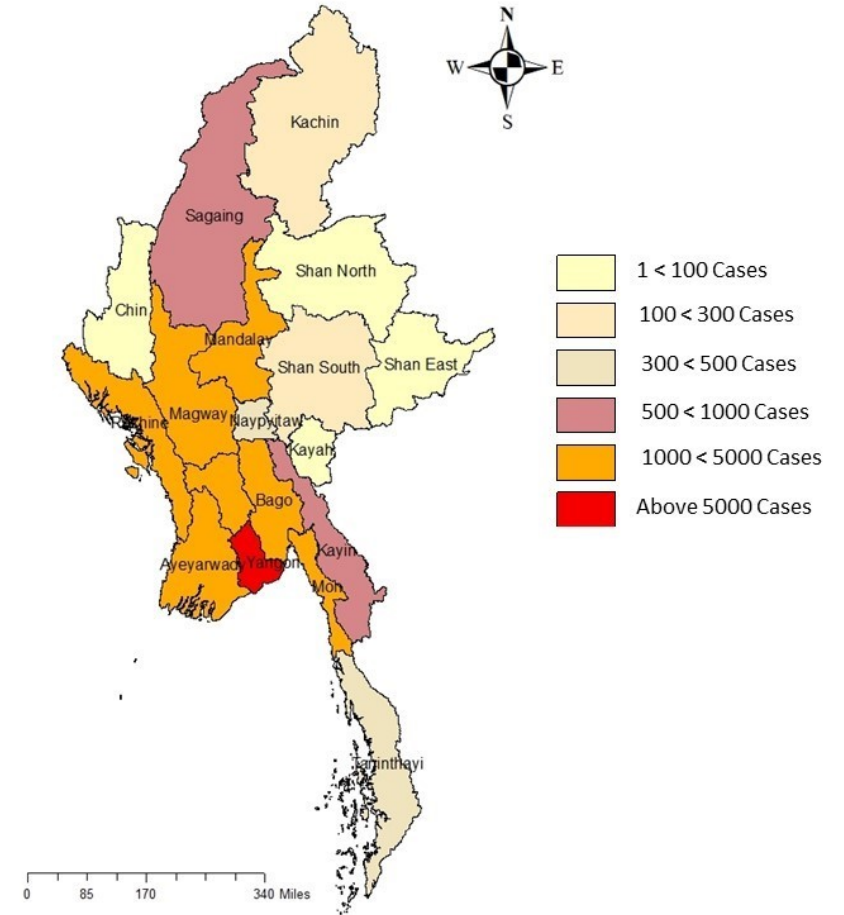
COVID-19 confirmed cases by two phases (23.3.2020 – 23-11-2020), n=80,505

Date	Local transmission		Imported		Total cases	Total Death
	No. of cases	Death	No. of case	Death		
(23.3.2020-15.8.2020)	161	5	213	1	374	6
(16.8.2020-23.11.2020)	79917	1759	214	-	80131	1759
Total	80078	1764	427	1	80505	1765

COVID-19 confirmed cases and death by State/Region (23.3.2020 – 23-11-2020), n=80,505

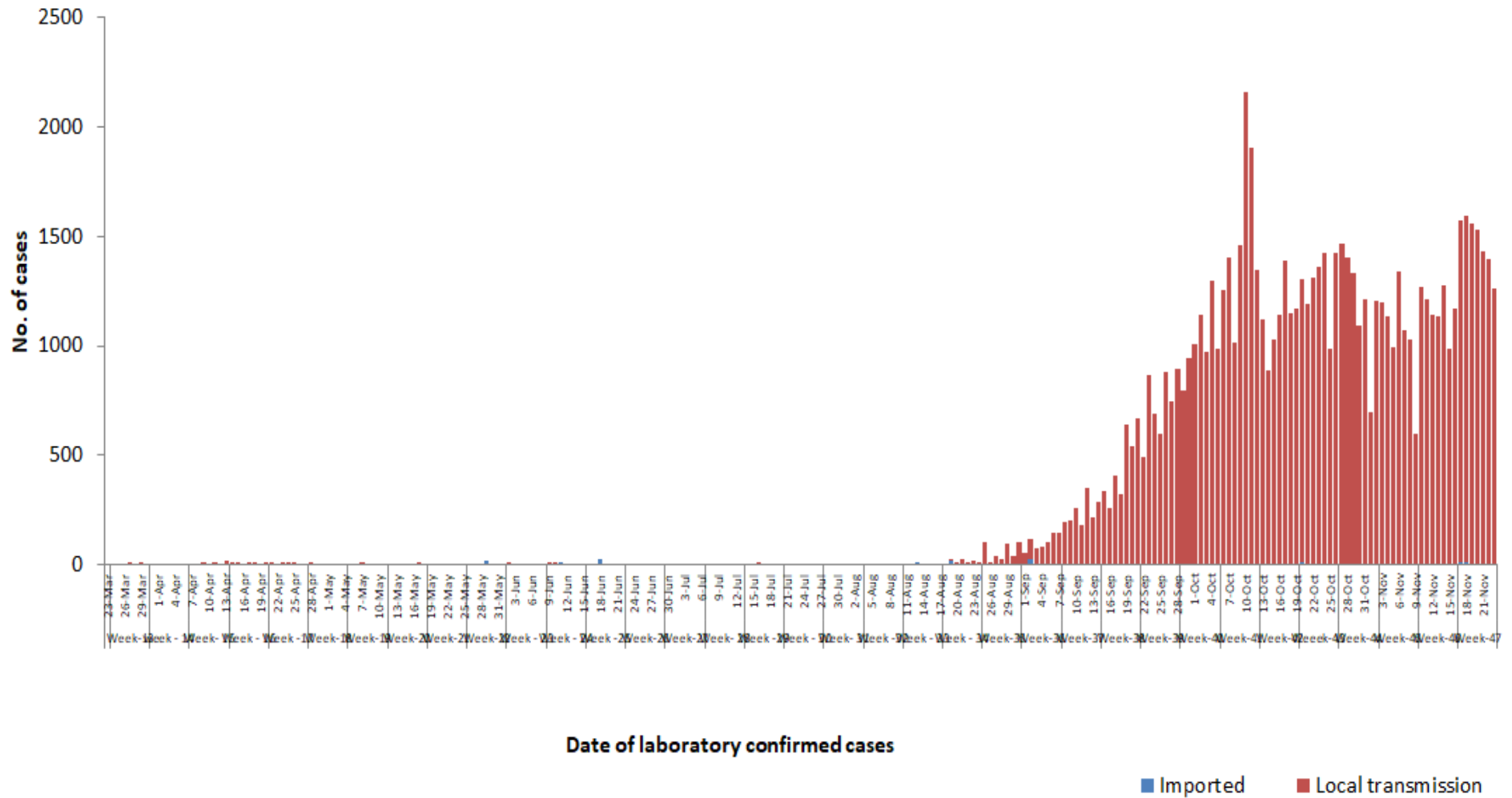
No	State/Region	COVID –19 Confirmed case	New confirmed cases within 24 hours	Deaths
1	Yangon	60,585	809	1,678
2	Mandalay	4,556	156	18
3	Bago	4,489	79	7
4	Rakhine	3,486	30	24
5	Ayeyarwaddy	2,488	69	12
6	Magway	1,294	18	1
7	Mon	1,082	52	11
8	Sagaing	717	13	1
9	Kayin	541	8	7
10	Naypyitaw	367	1	3
11	Thanintharyi	356	10	-
12	Shan (South)	179	3	1
13	Kachin	170	6	-
14	Chin	99	4	1
15	Shan (North)	67	-	1
16	Shan (East)	16	-	-
17	Kayah	13	1	-
Total		80,505	1,259	1,765

Map showing COVID-19 laboratory confirmed cases

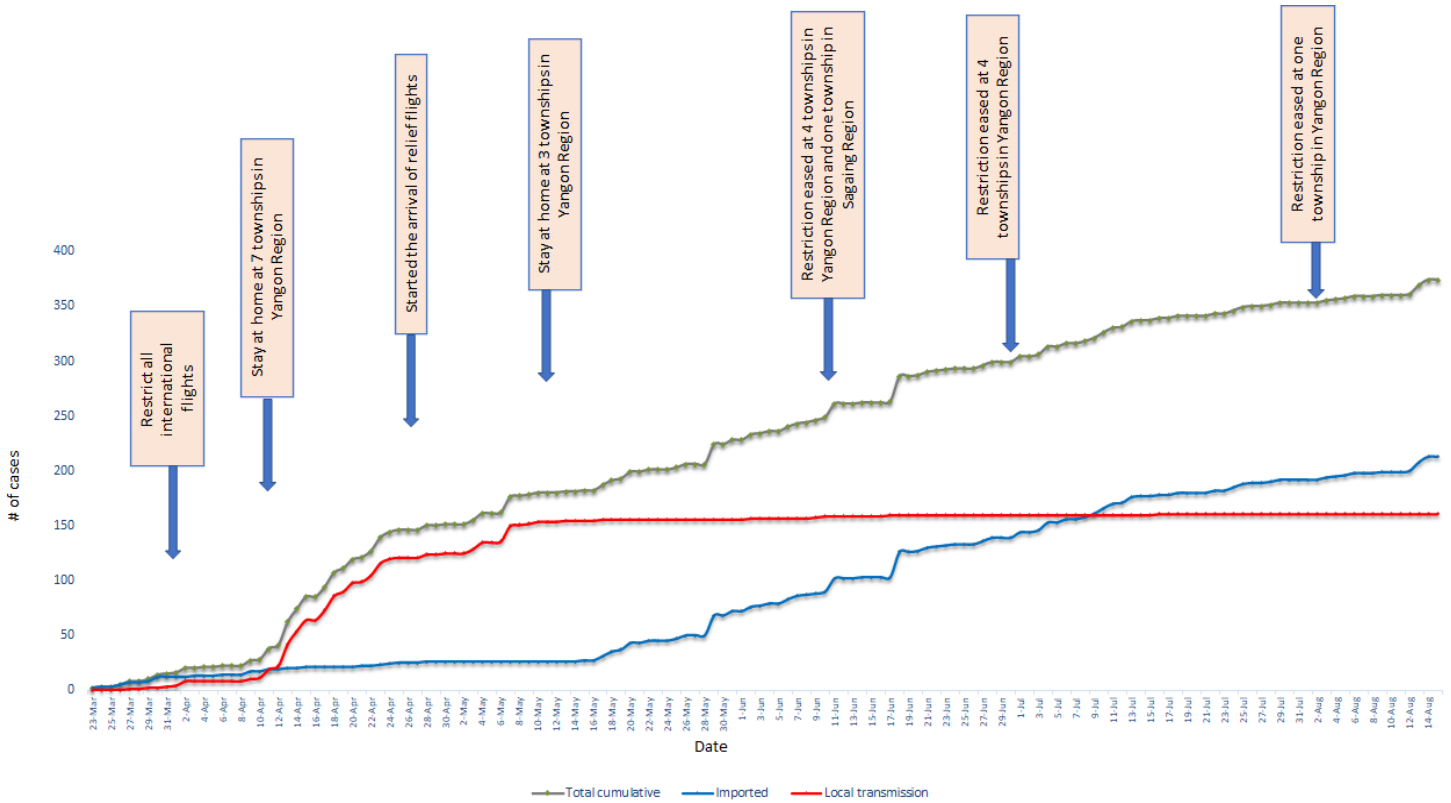


*No. of new cases by State and Region are counted according to epidemiology situation

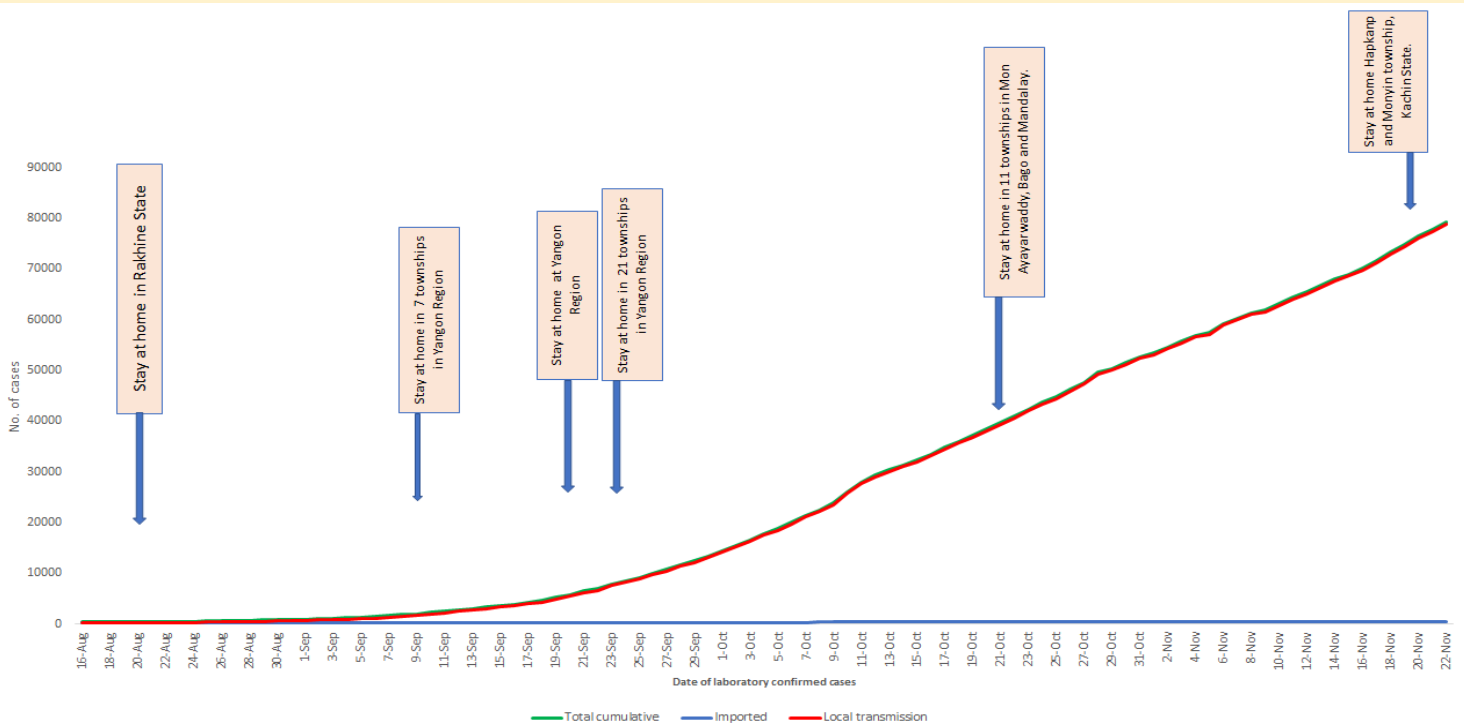
COVID-19 confirmed cases by types of transmissions (as of 23.11.2020) n=80,505



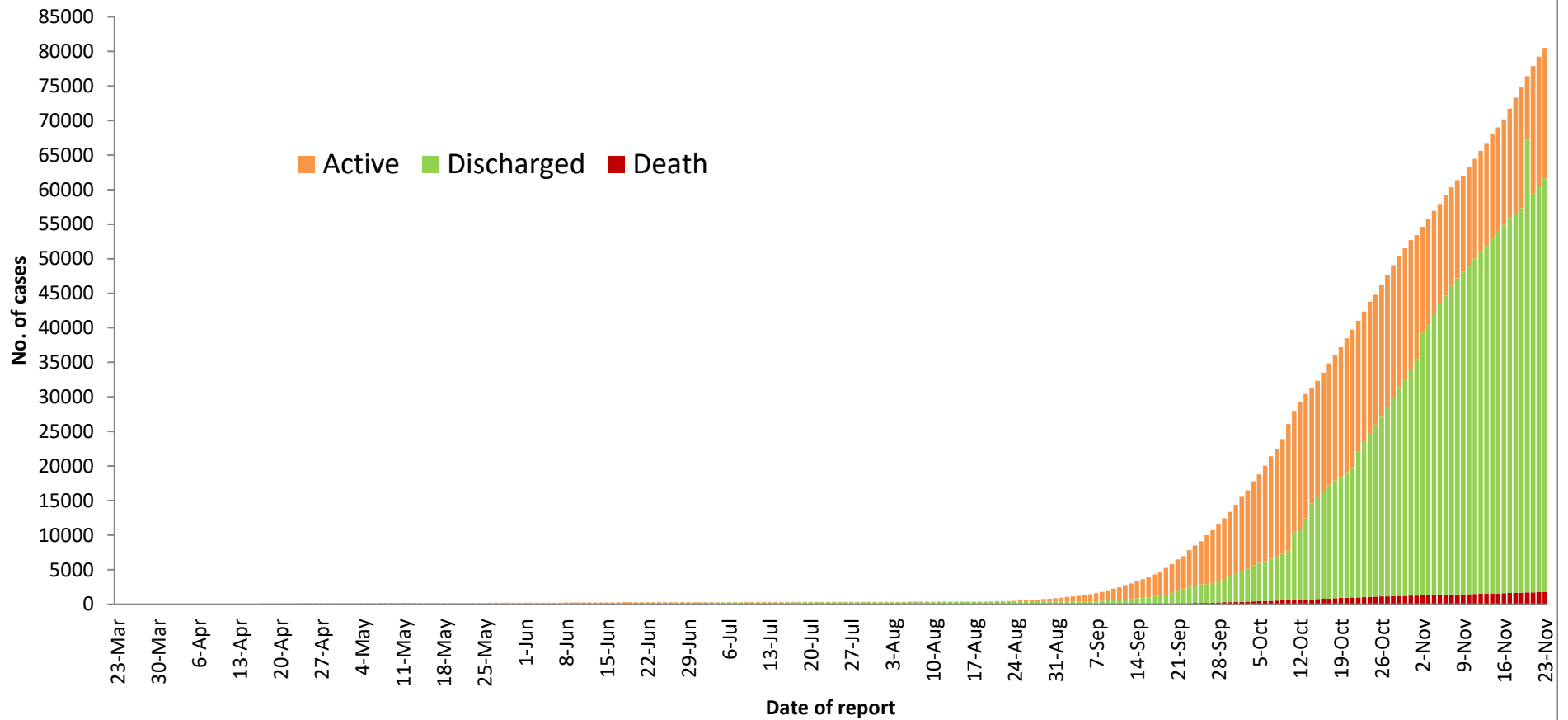
Total cumulative number of cases, imported and local transmission cases by date (23.3.2020- 15.8.2020), n= 374



Total cumulative number of cases, imported and local transmission cases by date (16.8.2020- 23.11.2020)



Cumulative Number of active confirmed cases, discharged and deaths (23.3.2020 – 23.11.2020), n (cumulative)=80,505



* Discharged criteria for COVID-19 patients was changed on 10.10.2020

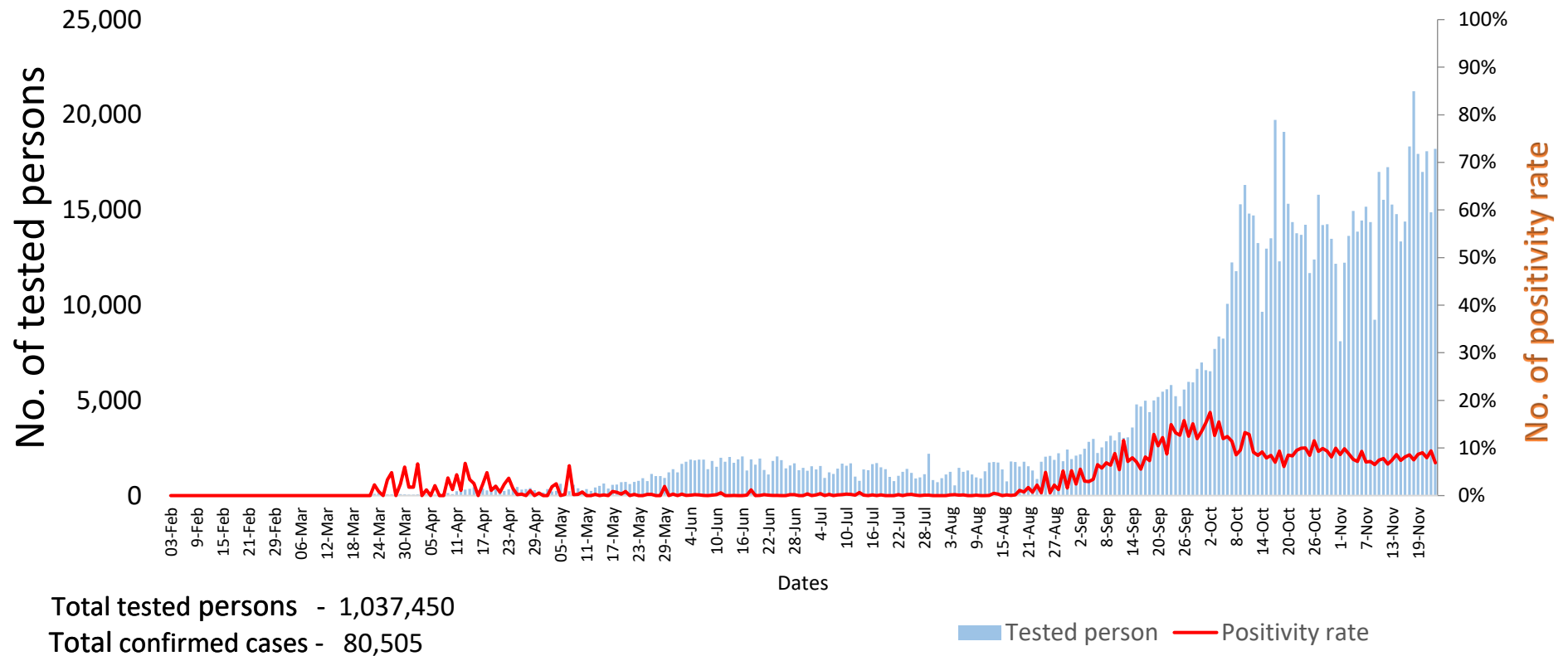
Summary of current situation		
Type	New (22.11.2020-23.11.2020)	Total (on 23.11.2020)
Suspected and Person Under Investigation (PUI)	530	1,441
Hospital Quarantine	14	236
Facility Quarantine	5,371	63,602

Person under Investigation (PUI) by State/Region hospitals (31.1.2020 – 23.11.2020) n= 43,527	No. of Facility Quarantine sites and Quarantined people on 23.11.2020
---	---

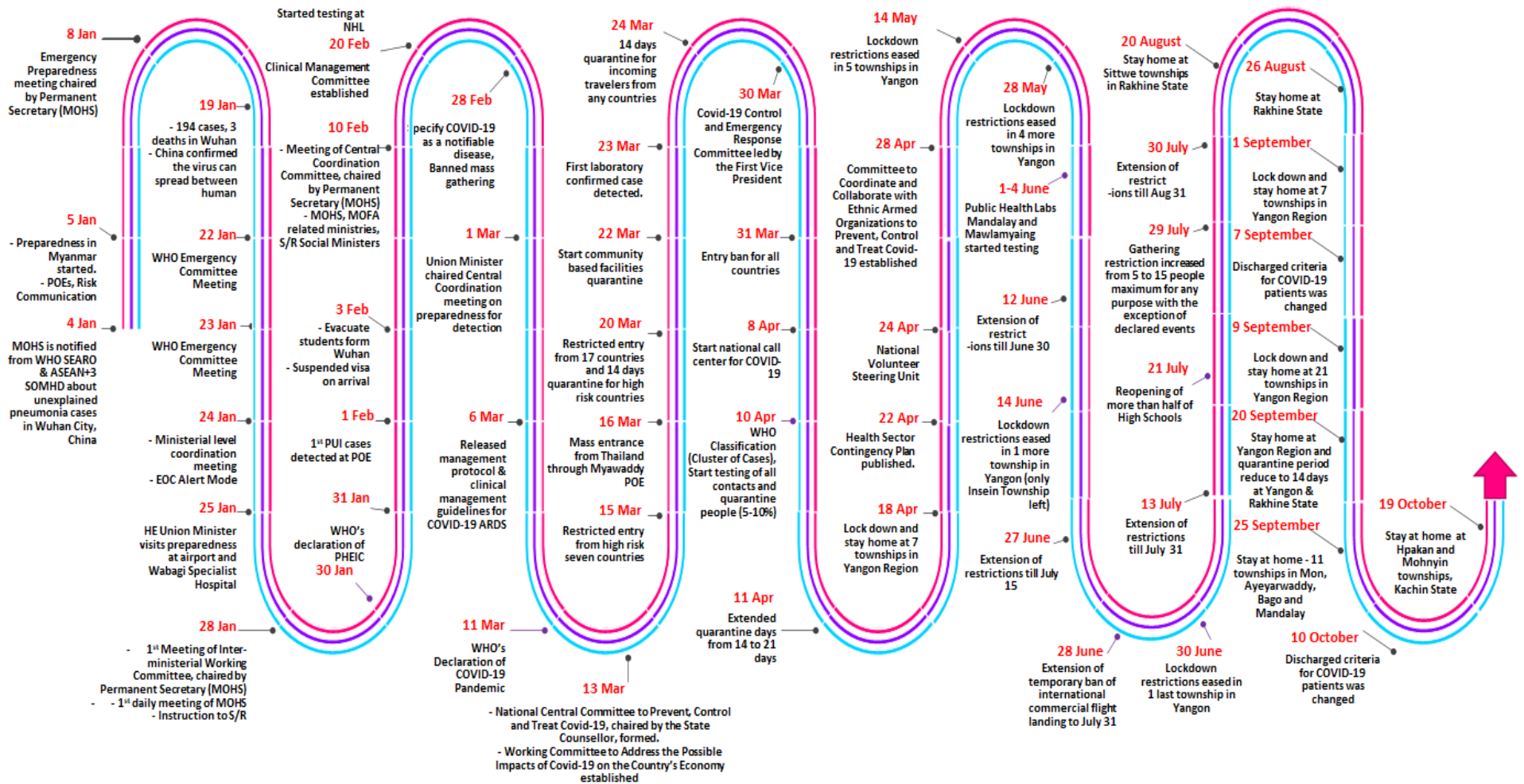
No.	State/Region	PUI	No.	State/Region	No. of facilities	Total no. of quarantine
1	Yangon	30256	1	Ayeyarwaddy	1,512	14,761
2	Mandalay	5579	2	Yangon	267	8,839
3	Mon	1197	3	Bago	1292	8,694
4	Kayin	1042	4	Mandalay	237	5,025
5	Ayeyarwaddy	954	5	Sagaing	868	4,627
6	Bago	819	6	Magway	473	3,363
7	Magway	793	7	Kayin	301	2,957
8	Rakhine	725	8	Shan South	118	2,494
9	Shan (N)	485	9	Rakhine	316	2,394
10	Thanintharyi	474	10	Kachin	207	2,268
11	Naypyitaw	254	11	Mon	42	2,216
12	Sagaing	249	12	Naypyitaw	7	1,758
13	Shan (E)	189	13	Tanintharyi	153	1645
14	Shan (S)	189	14	Shan North	442	1187
15	Kachin	131	15	Chin	27	498
16	Kayah	98	16	Shan East	20	439
17	Chin	93	17	Kayah	16	437
Total		43,527	Total		6,298	63,602

*Facility quarantine rule changed from 21 days to 14 days on 11-9-2020 while 7 days home quarantine rule remain unchanged.

COVID-19 positivity rate by date (as of 23.11.2020)



Timeline of Preparedness and Response to COVID-19 in Myanmar (as of 23.11.2020)



Hotline Number — 0673 420 268

Data source - CEU, DMS, NHL, PHL (MDY and MLM), DMR, DSGH, State and Region Health Departments