



# Ministry of Health and Sports (Myanmar)

## Department of Public Health

### Central Epidemiology Unit

(23 November 2020)

Situation Report -230

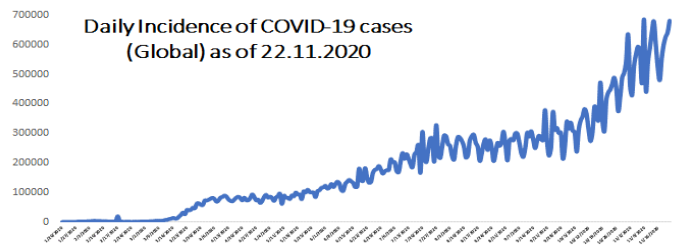
## Coronavirus Disease 2019 (COVID-19)

WHO Coronavirus Disease (COVID-19) Dashboard data as of 2:31 PM CEST 22 November 2020

**Confirmed cases**  
**57,882,183**

**Deaths**  
**1,377,395**

**Case Fatality Rate**  
**2.4%**



### Myanmar Situation

Data as reported by States and Regions by 22 November 2020

Total Tested-1,019,238

**79,246**

Confirmed Cases

**58,758**

Discharged

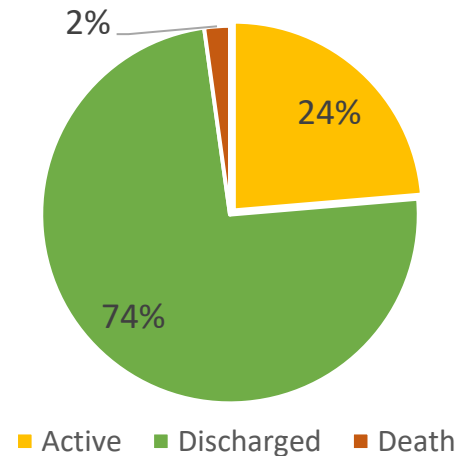
**939,992**

Negative

**1,739**

Death

Current Situation of Confirmed cases (23.3.2020-22.11.2020), n=79,246



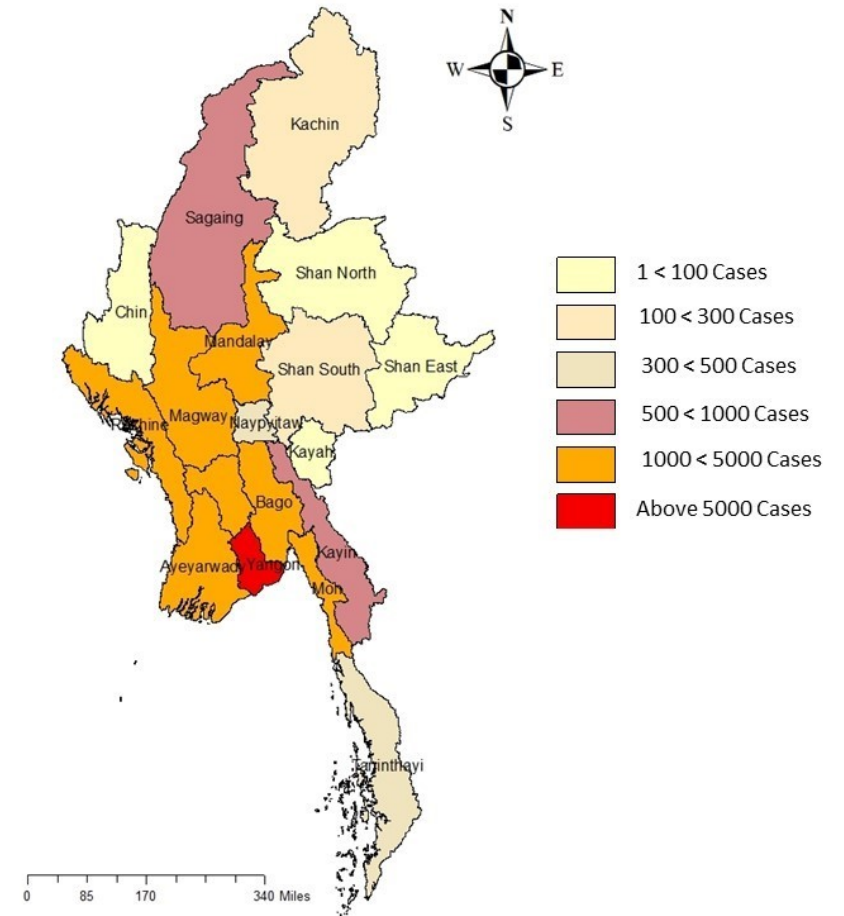
COVID-19 confirmed cases by two phases (23.3.2020 – 22-11-2020), n=79,246

Date	Local transmission		Imported		Total cases	Total Death
	No. of cases	Death	No. of case	Death		
(23.3.2020-15.8.2020)	161	5	213	1	374	6
(16.8.2020-22.11.2020)	78660	1733	212	-	78872	1733
<b>Total</b>	<b>78821</b>	<b>1738</b>	<b>425</b>	<b>1</b>	<b>79246</b>	<b>1739</b>

COVID-19 confirmed cases and death by State/Region (23.3.2020 – 22-11-2020), n=79,246

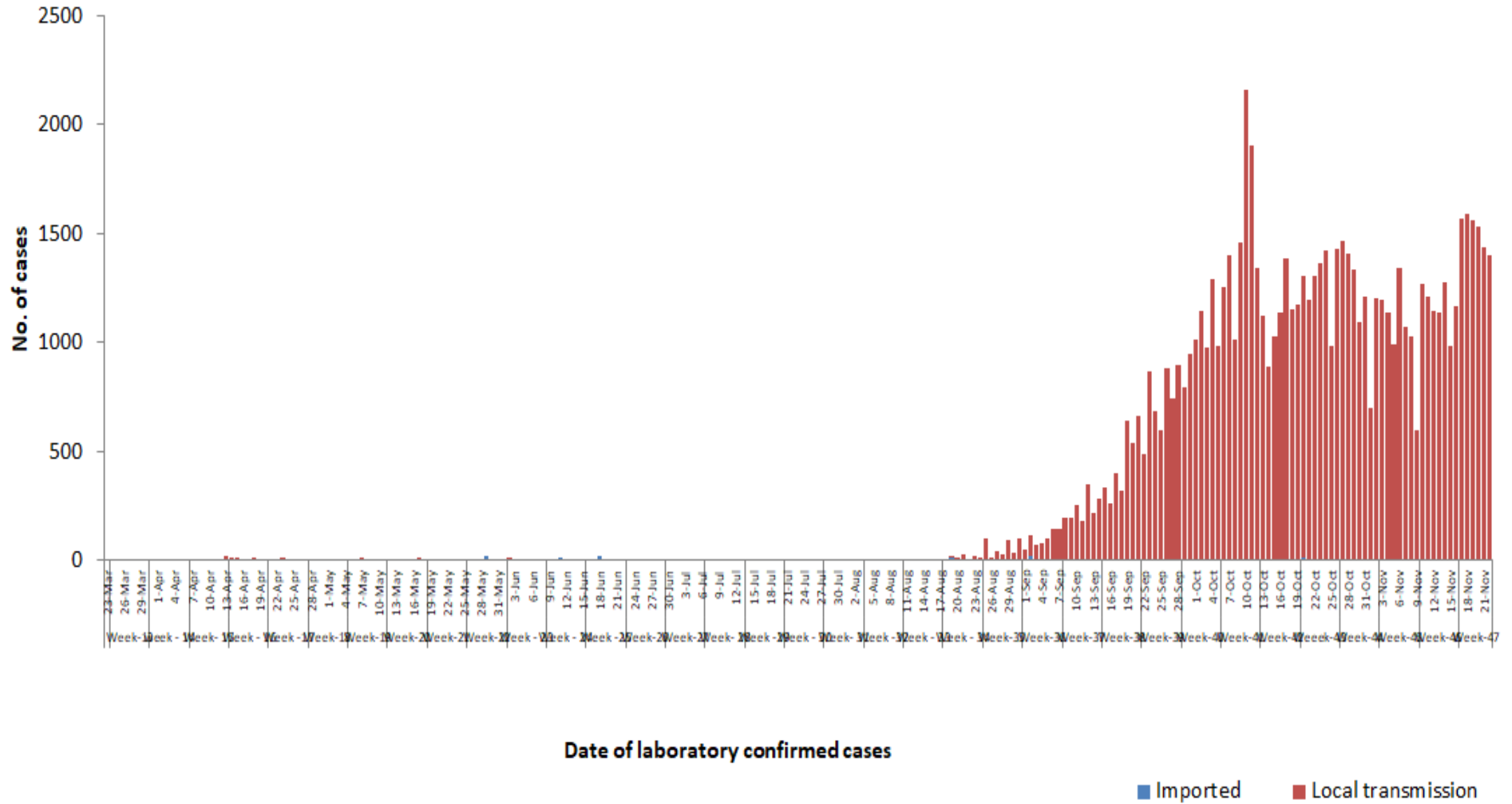
No	State/Region	COVID –19 Confirmed case	New confirmed cases within 24 hours	Deaths
1	Yangon	59,776	858	1,653
2	Bago	4,410	178	7
3	Mandalay	4,400	196	18
4	Rakhine	3,456	41	24
5	Ayeyarwaddy	2,419	74	11
6	Magway	1,276	5	1
7	Mon	1,030	11	11
8	Sagaing	704	7	1
9	Kayin	533	11	7
10	Naypyitaw	366	2	3
11	Thanintharyi	346	6	-
12	Shan (South)	176	2	1
13	Kachin	164	5	-
14	Chin	95		1
15	Shan (North)	67	3	1
16	Shan (East)	16		-
17	Kayah	12		-
<b>Total</b>		<b>79,246</b>	<b>1,399</b>	<b>1,739</b>

Map showing COVID-19 laboratory confirmed cases

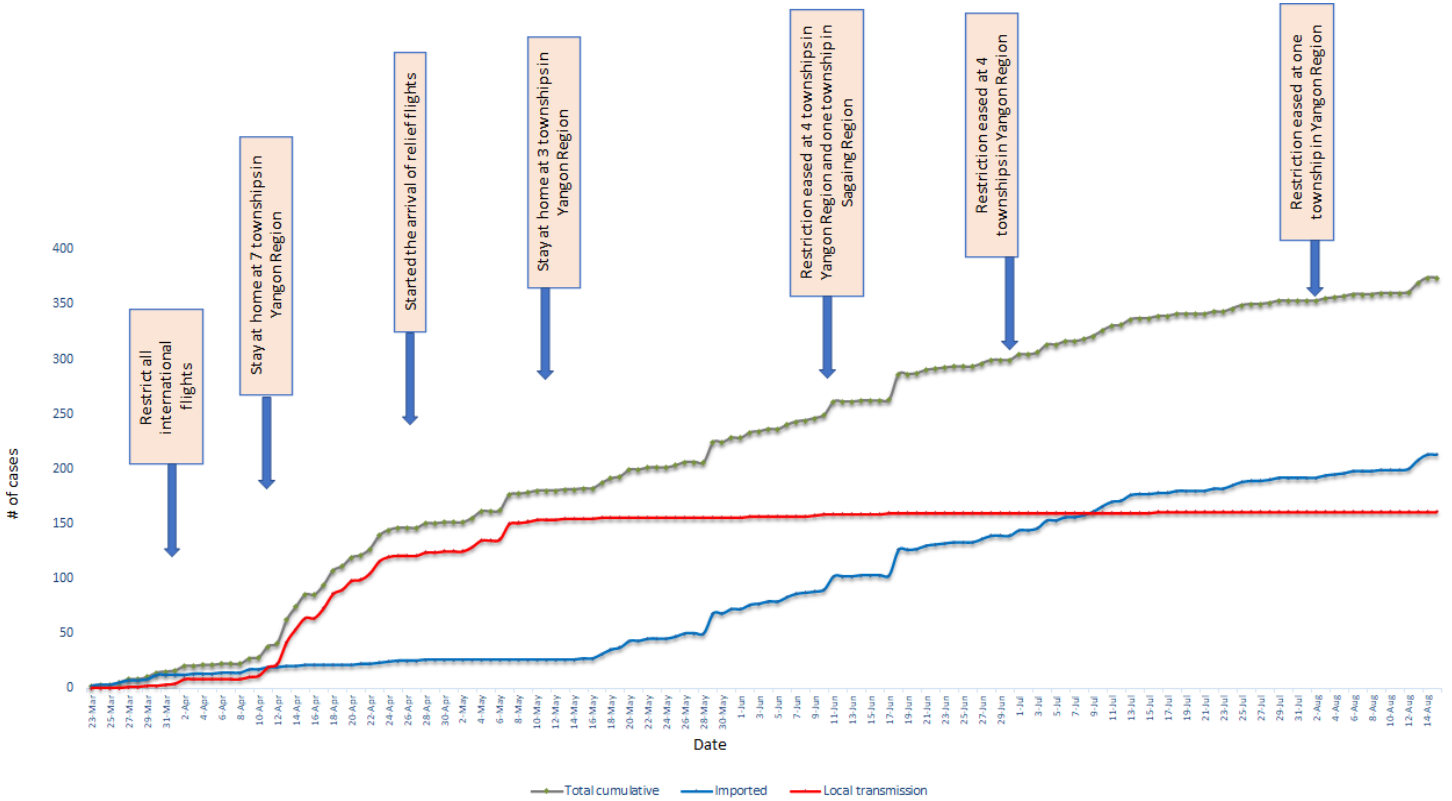


\*No. of new cases by State and Region are counted according to epidemiology situation

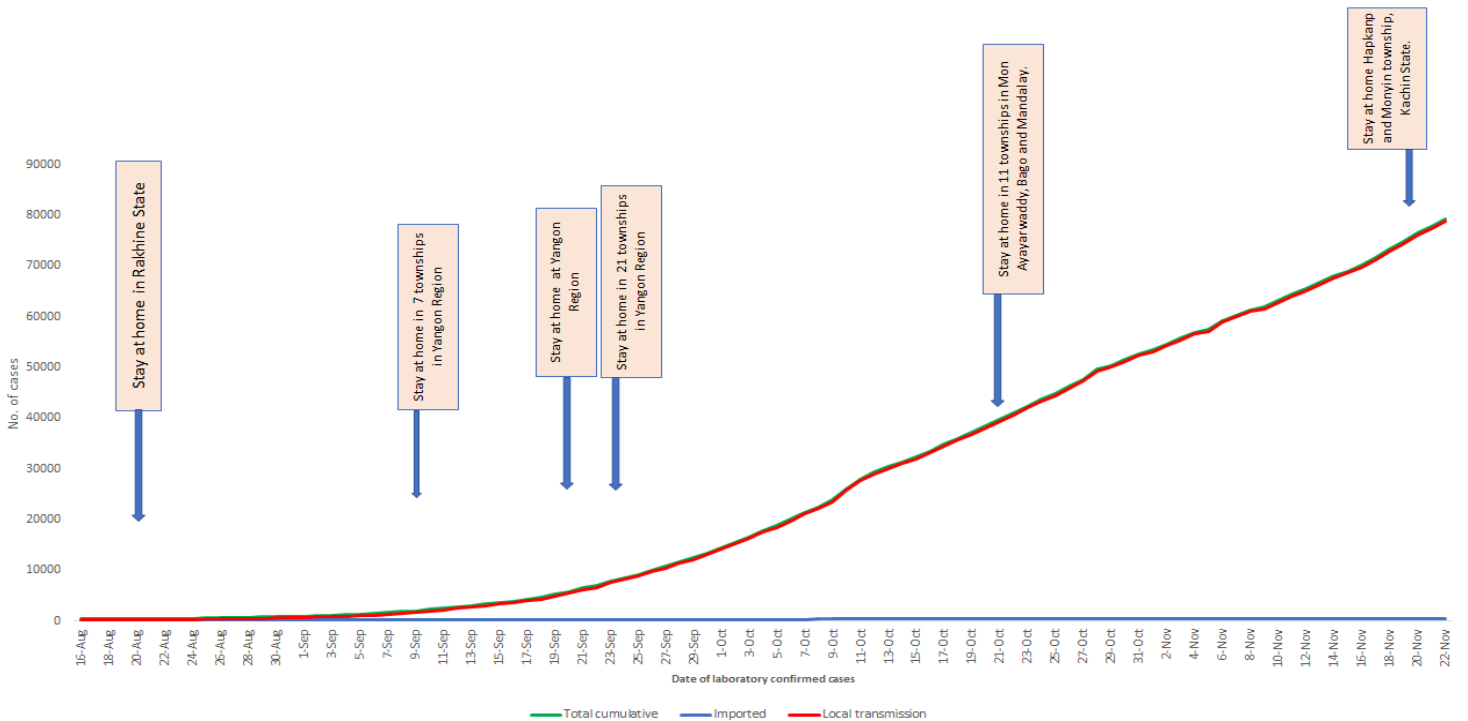
## COVID-19 confirmed cases by types of transmissions (as of 22.11.2020) n=79,246



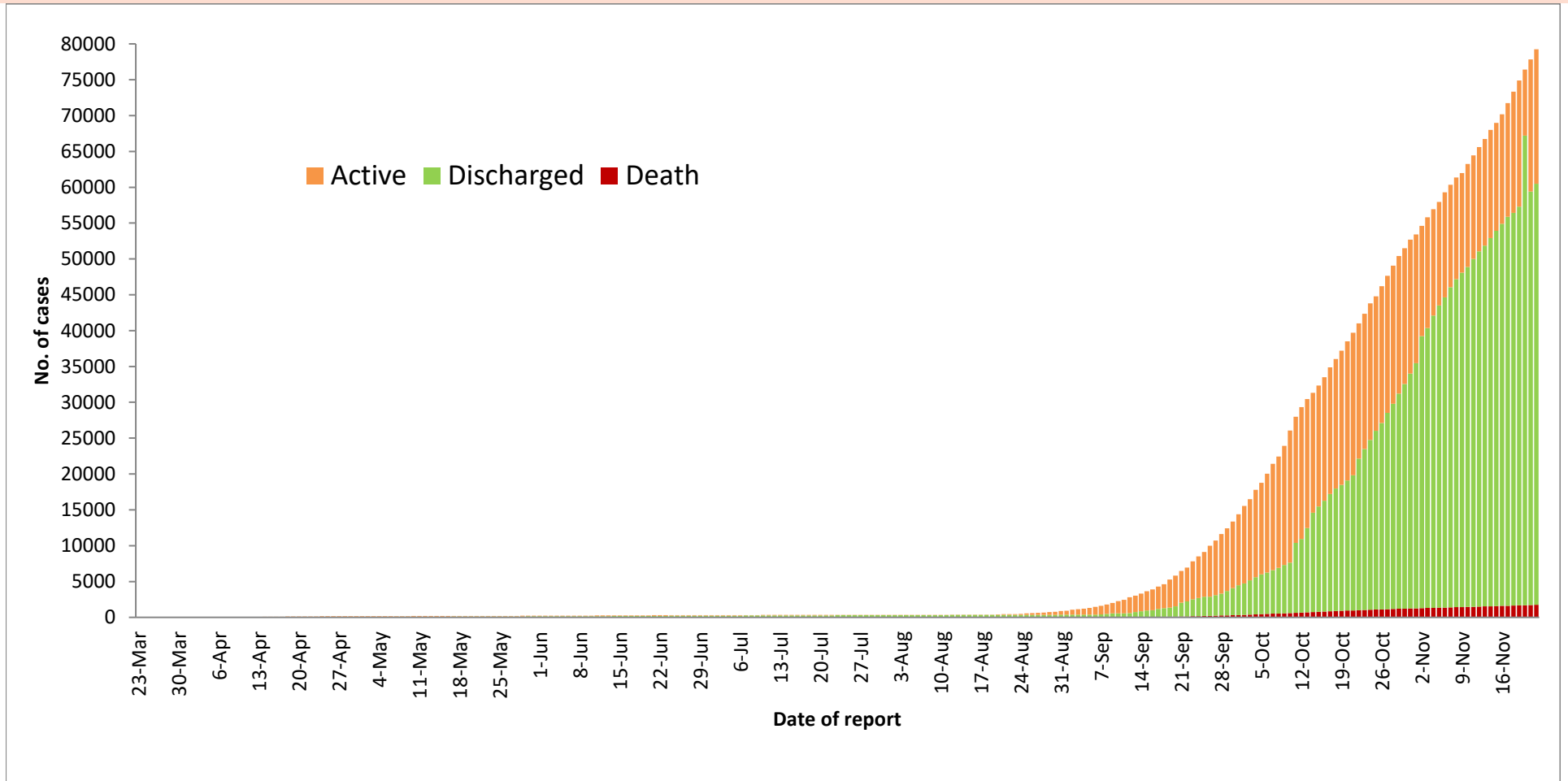
Total cumulative number of cases, imported and local transmission cases by date (23.3.2020- 15.8.2020), n= 374



Total cumulative number of cases, imported and local transmission cases by date (16.8.2020- 22.11.2020)



**Cumulative Number of active confirmed cases, discharged and deaths (23.3.2020 – 22.11.2020), n (cumulative)=79,246**



\* Discharged criteria for COVID-19 patients was changed on 10.10.2020

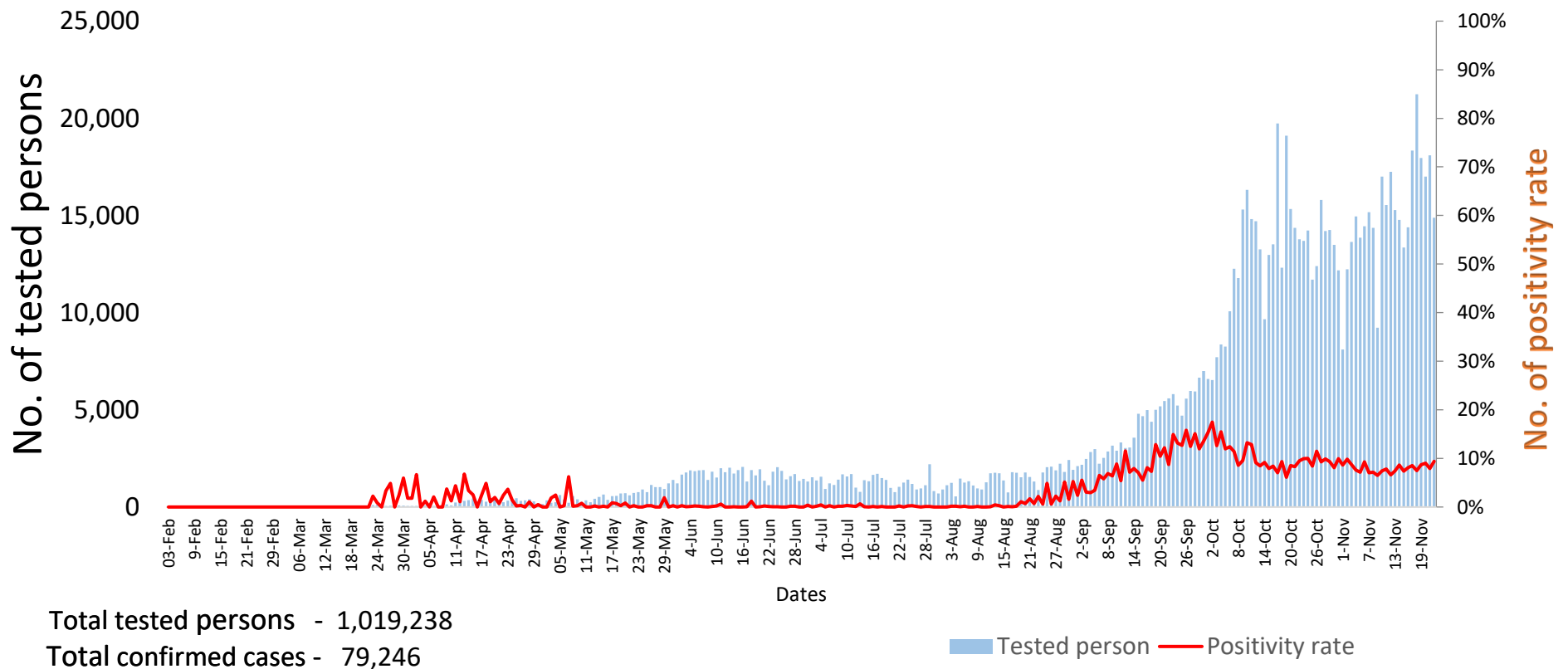
Summary of current situation		
Type	New (21.11.2020-22.11.2020)	Total (on 22.11.2020)
Suspected and Person Under Investigation (PUI)	495	1,480
Hospital Quarantine	20	237
Facility Quarantine	6,441	62,192

Person under Investigation (PUI) by State/Region hospitals (31.1.2020 – 22.11.2020) n= 42,997	No. of Facility Quarantine sites and Quarantined people on 22.11.2020
---	---

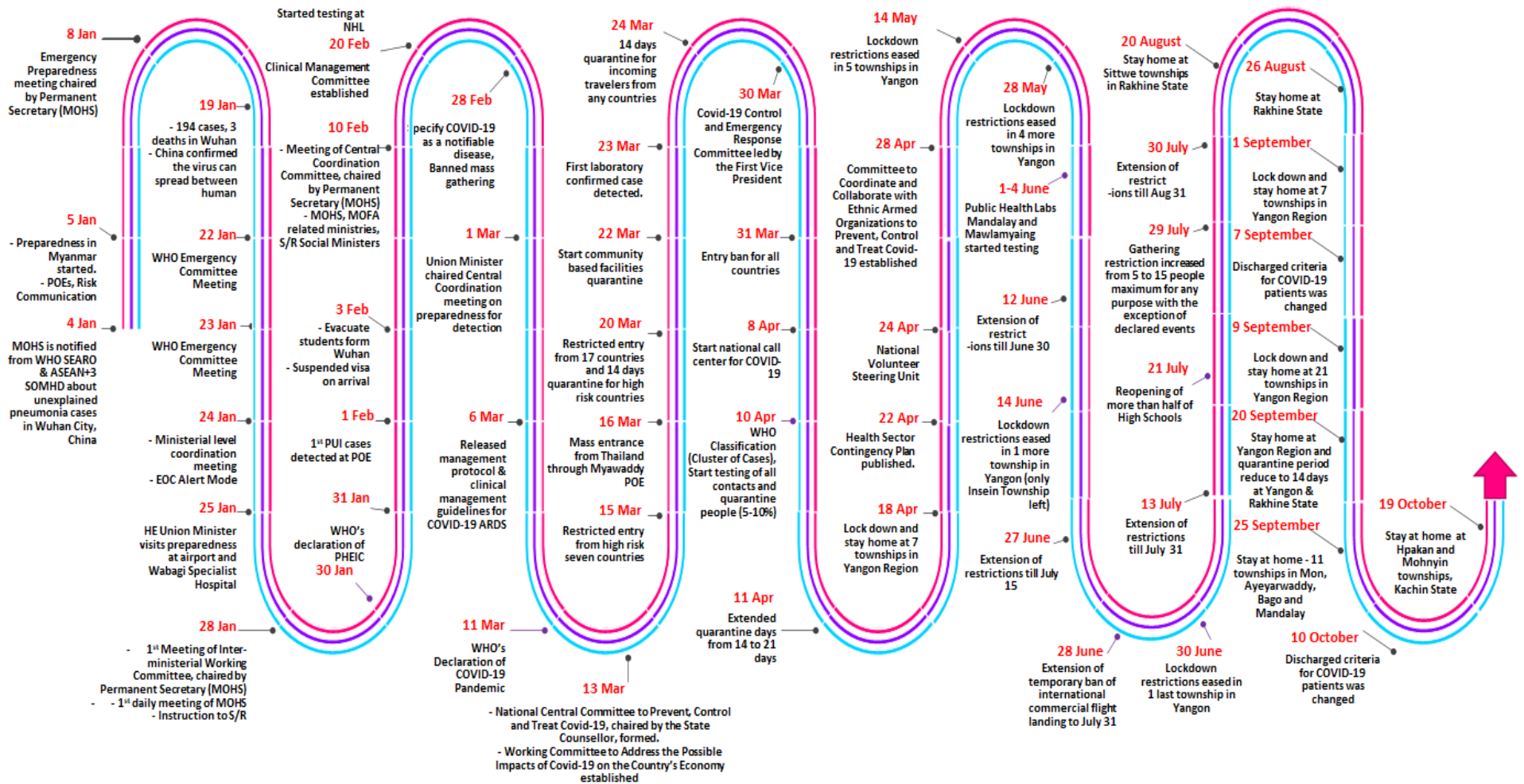
No.	State/Region	PUI	No.	State/Region	No. of facilities	Total no. of quarantine
1	Yangon	29863	1	Ayeyarwaddy	1,512	14,206
2	Mandalay	5505	2	Yangon	324	8,858
3	Mon	1190	3	Bago	1265	8,619
4	Kayin	1039	4	Mandalay	232	4,975
5	Ayeyarwaddy	934	5	Sagaing	868	4,387
6	Bago	806	6	Magway	473	3,363
7	Magway	788	7	Kayin	293	2,855
8	Rakhine	719	8	Shan South	118	2,373
9	Shan (N)	485	9	Mon	41	2,308
10	Thanintharyi	466	10	Rakhine	315	2,294
11	Naypyitaw	254	11	Kachin	195	1,989
12	Sagaing	248	12	Naypyitaw	7	1,854
13	Shan (E)	189	13	Tanintharyi	153	1645
14	Shan (S)	189	14	Shan North	439	1083
15	Kachin	131	15	Chin	27	490
16	Kayah	98	16	Kayah	16	451
17	Chin	93	17	Shan East	20	442
<b>Total</b>		42,997	<b>Total</b>		6,298	62,192

\*Facility quarantine rule changed from 21 days to 14 days on 11-9-2020 while 7 days home quarantine rule remain unchanged.

## COVID-19 positivity rate by date (as of 22.11.2020)



# Timeline of Preparedness and Response to COVID-19 in Myanmar (as of 22.11.2020)



Hotline Number — 0673 420 268

Data source - CEU, DMS, NHL, PHL (MDY and MLM), DMR, DSGH, State and Region Health Departments