



Ministry of Health and Sports (Myanmar)

Department of Public Health

Central Epidemiology Unit

(22 November 2020)

Situation Report -229

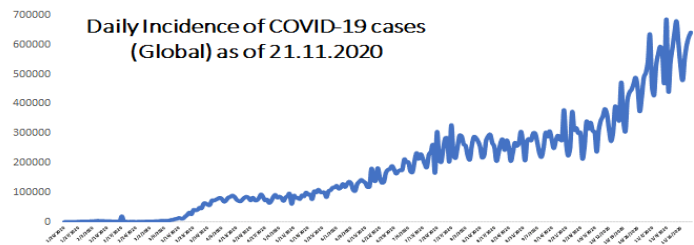
Coronavirus Disease 2019 (COVID-19)

WHO Coronavirus Disease (COVID-19) Dashboard data as of 3:33 PM CEST 21 November 2020

Confirmed cases
57,199,211

Deaths
1,366,600

Case Fatality Rate
2.4%



Myanmar Situation

Data as reported by States and Regions by 21 November 2020

Total Tested-1,004,357

77,848

Confirmed Cases

57,679

Discharged

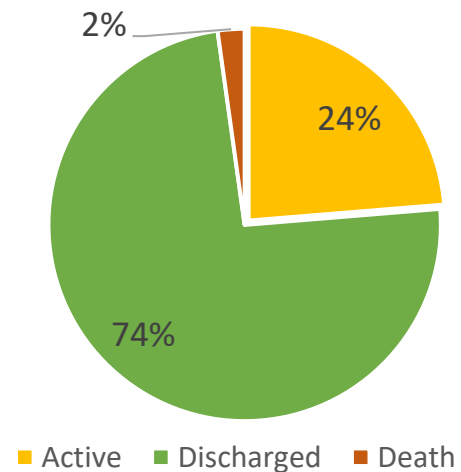
926,509

Negative

1,722

Death

Current Situation of Confirmed cases (23.3.2020-21.11.2020), n=77,848



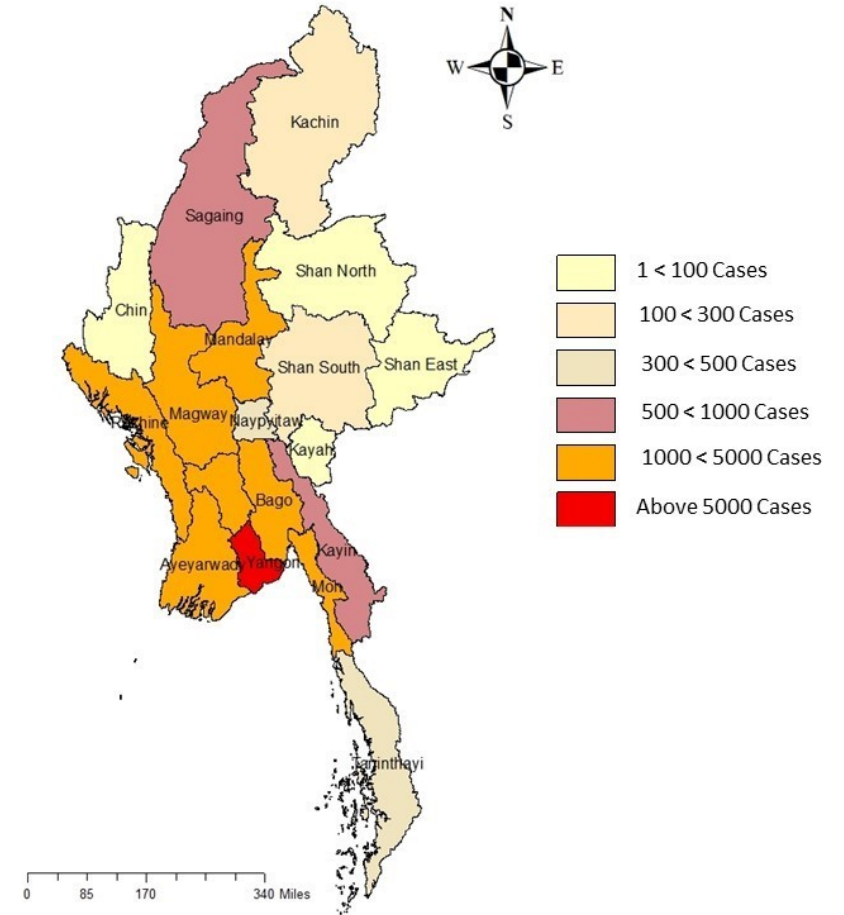
COVID-19 confirmed cases by two phases (23.3.2020 – 21-11-2020), n=77,848

Date	Local transmission		Imported		Total cases	Total Death
	No. of cases	Death	No. of case	Death		
(23.3.2020-15.8.2020)	161	5	213	1	374	6
(16.8.2020-21.11.2020)	77263	1716	211	-	77474	1716
Total	77424	1721	424	1	77848	1722

COVID-19 confirmed cases and death by State/Region (23.3.2020 – 21-11-2020), n=77,848

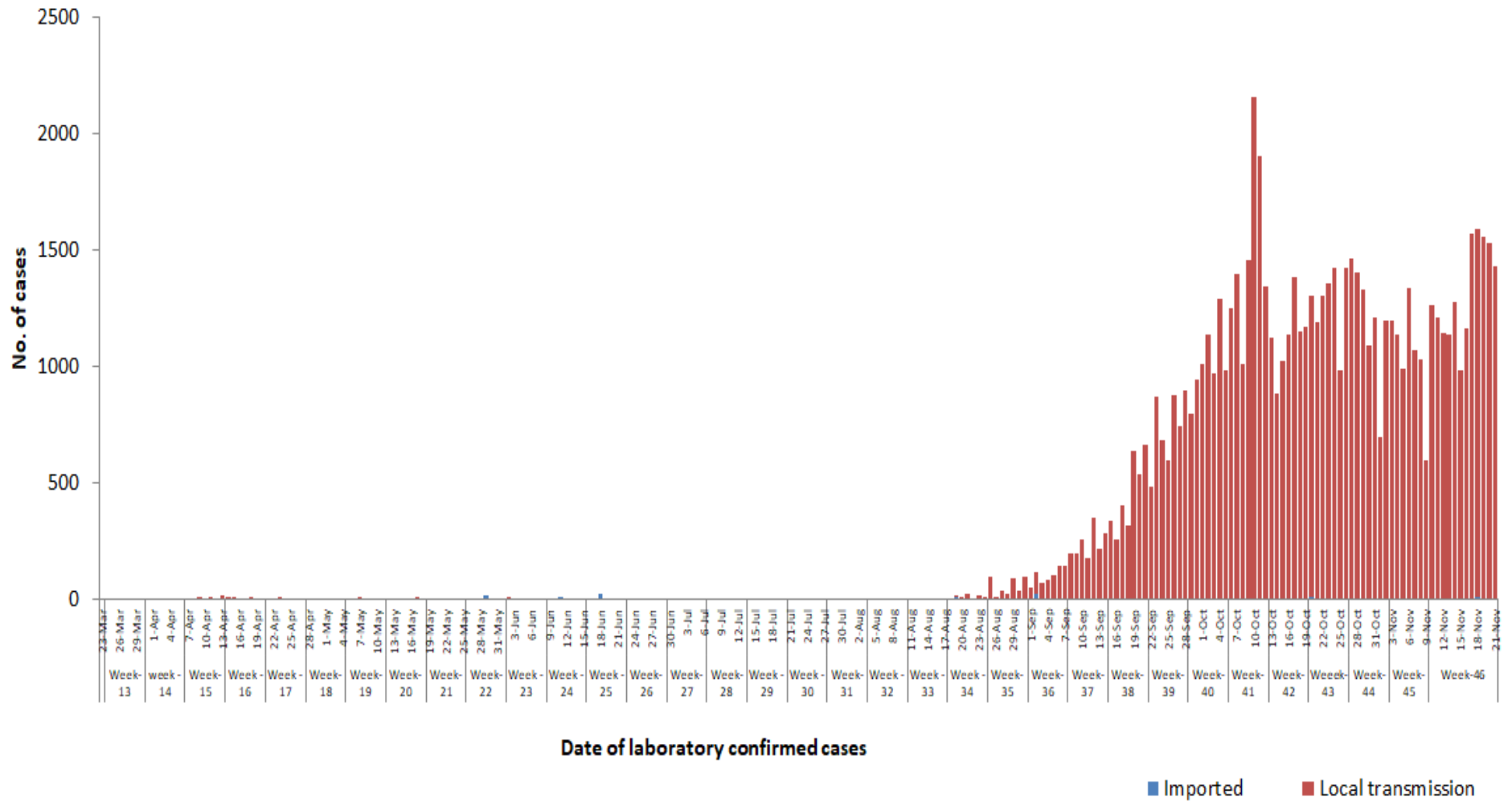
No	State/Region	COVID –19 Confirmed case	New confirmed cases within 24 hours	Deaths
1	Yangon	58,918	912	1,639
2	Bago	4,232	83	6
3	Mandalay	4,204	194	17
4	Rakhine	3,415	48	24
5	Ayeyarwaddy	2,345	58	10
6	Magway	1,271	53	1
7	Mon	1,020	36	11
8	Sagaing	697	11	1
9	Kayin	522	18	7
10	Naypyitaw	364	10	3
11	Thanintharyi	340	2	-
12	Shan (South)	174	1	1
13	Kachin	159	4	-
14	Chin	95	1	1
15	Shan (North)	64	2	1
16	Shan (East)	16	-	-
17	Kayah	12	1	-
Total		77,848	1,434	1,722

Map showing COVID-19 laboratory confirmed cases

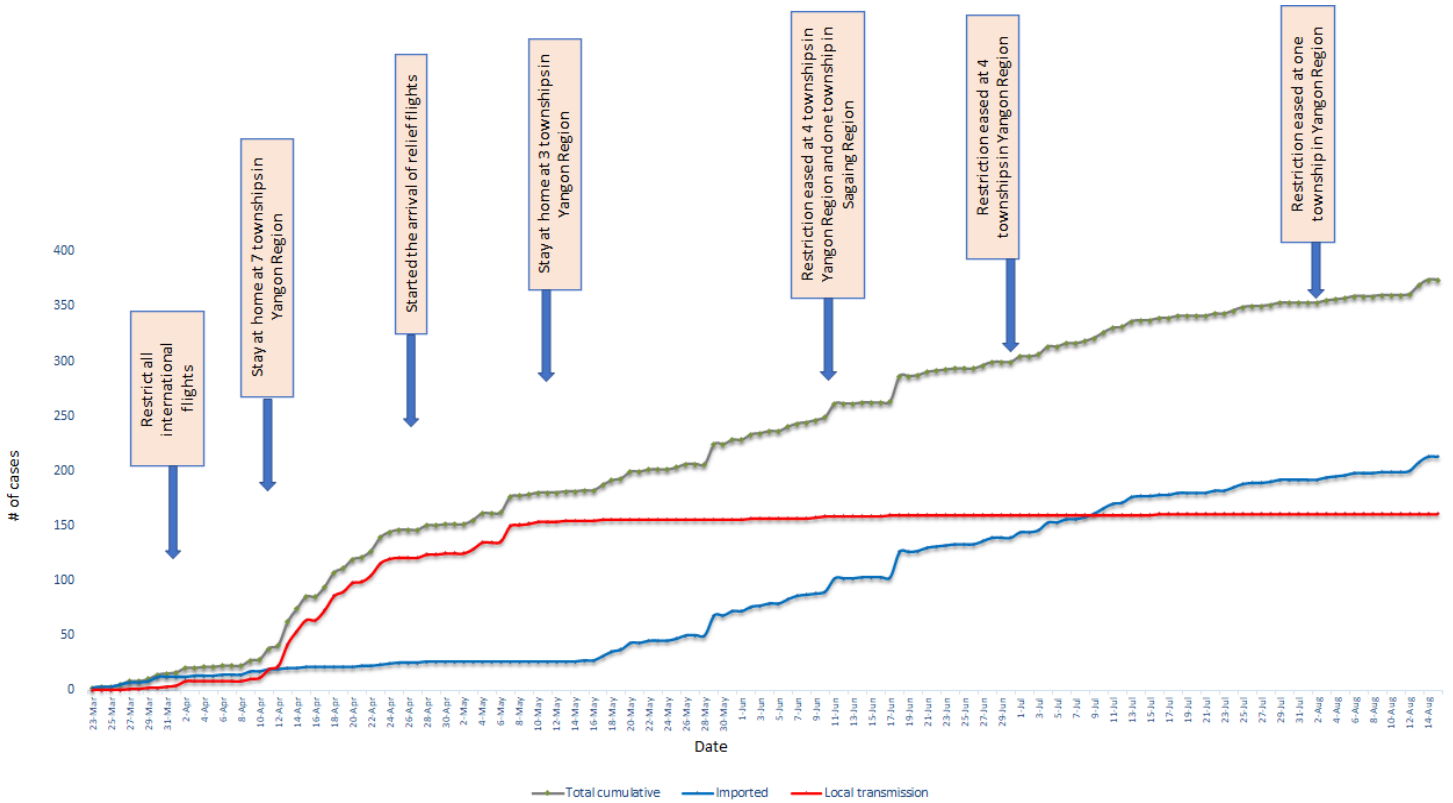


*No. of new cases by State and Region are counted according to epidemiology situation

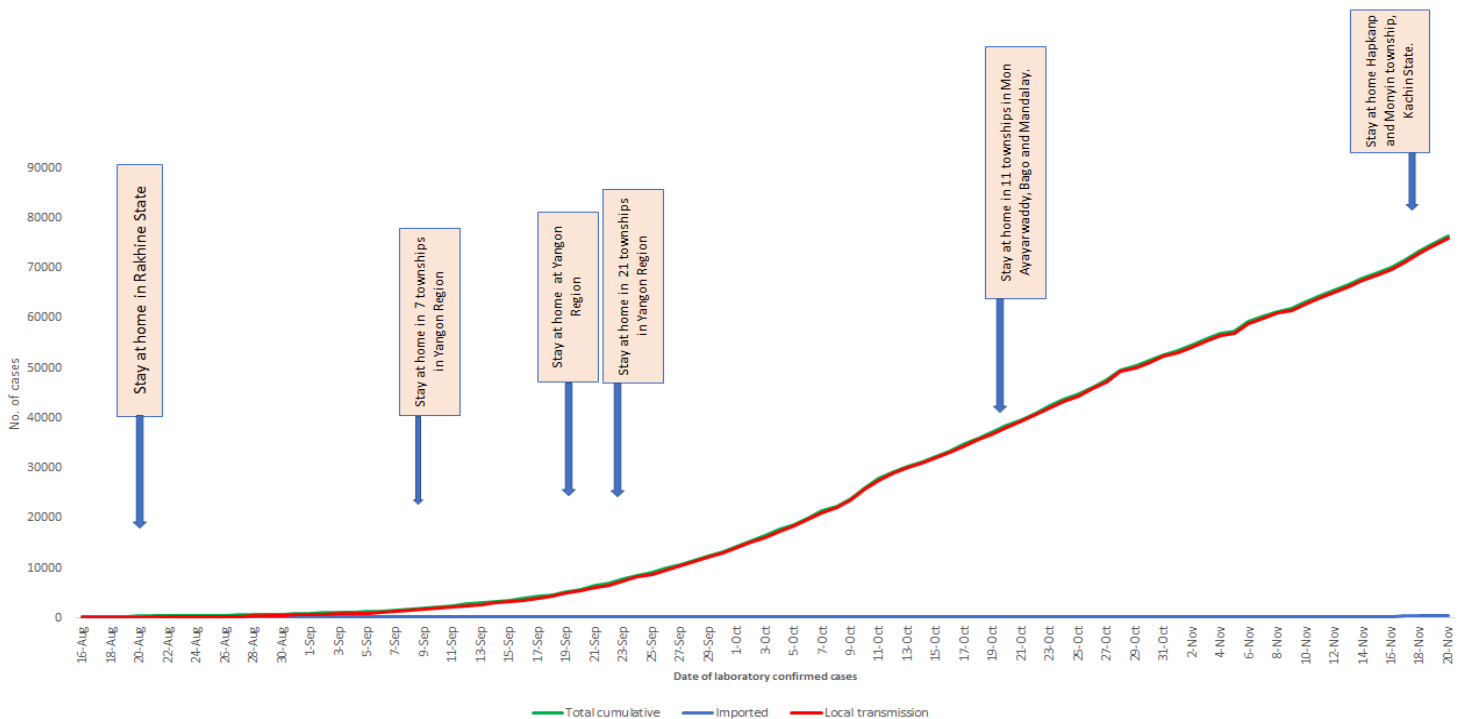
COVID-19 confirmed cases by types of transmissions (as of 21.11.2020) n=77,848



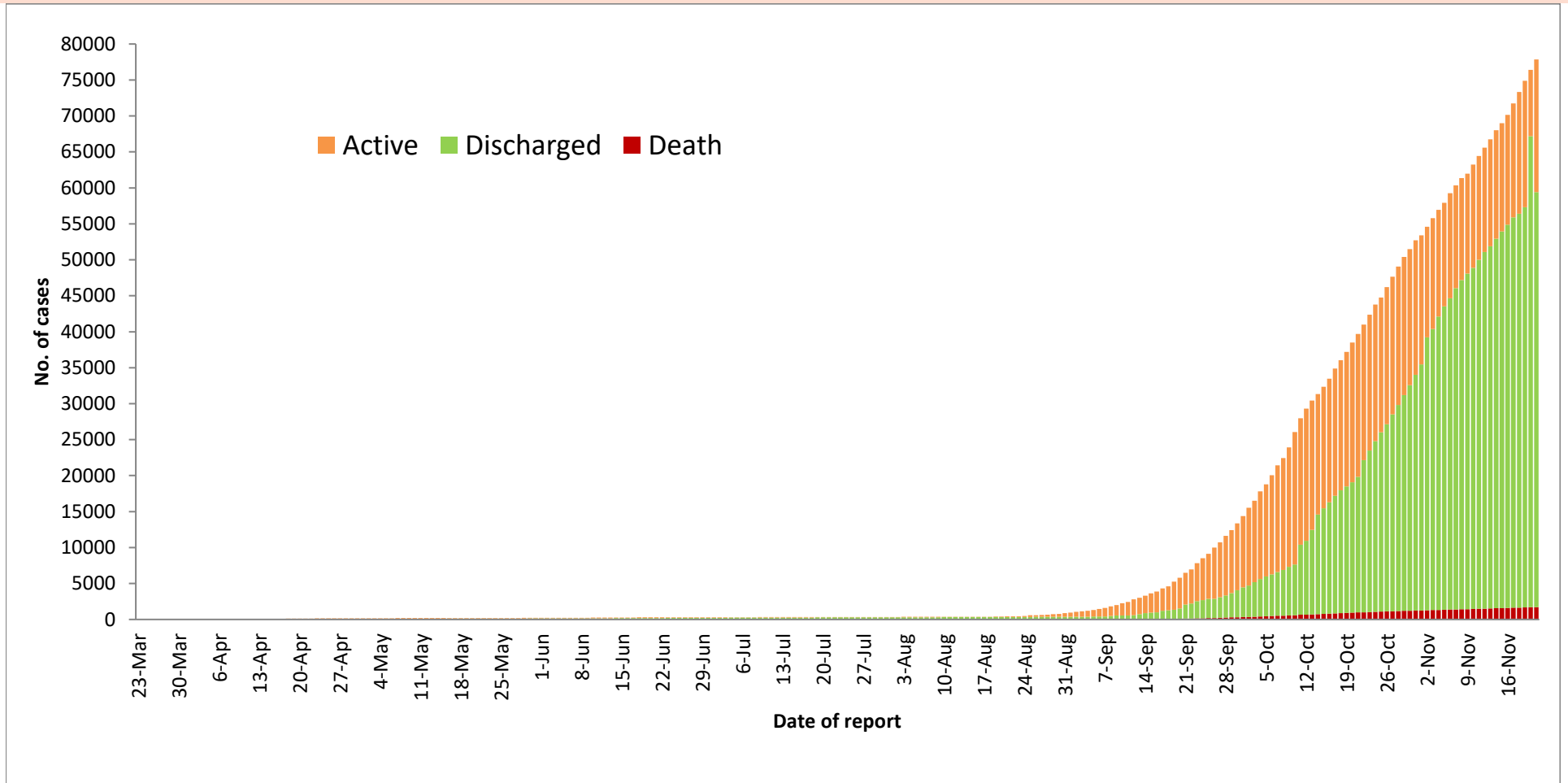
Total cumulative number of cases, imported and local transmission cases by date (23.3.2020- 15.8.2020), n= 374



Total cumulative number of cases, imported and local transmission cases by date (16.8.2020- 21.11.2020)



Cumulative Number of active confirmed cases, discharged and deaths (23.3.2020 – 21.11.2020), n (cumulative)=77,848



* Discharged criteria for COVID-19 patients was changed on 10.10.2020

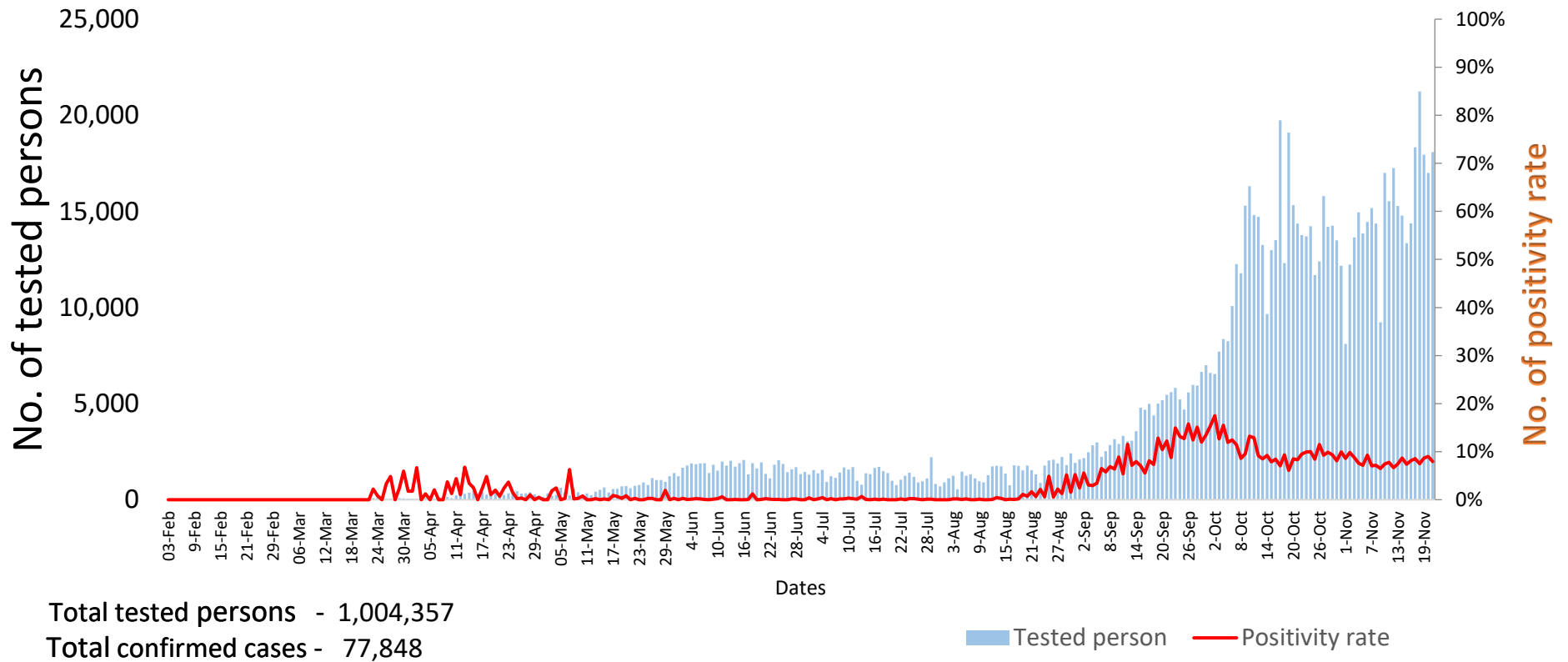
Summary of current situation		
Type	New (20.11.2020-21.11.2020)	Total (on 21.11.2020)
Suspected and Person Under Investigation (PUI)	665	1,575
Hospital Quarantine	18	238
Facility Quarantine	4,666	61,000

Person under Investigation (PUI) by State/Region hospitals (31.1.2020 – 21.11.2020) n= 42,502	No. of Facility Quarantine sites and Quarantined people on 21.11.2020
---	---

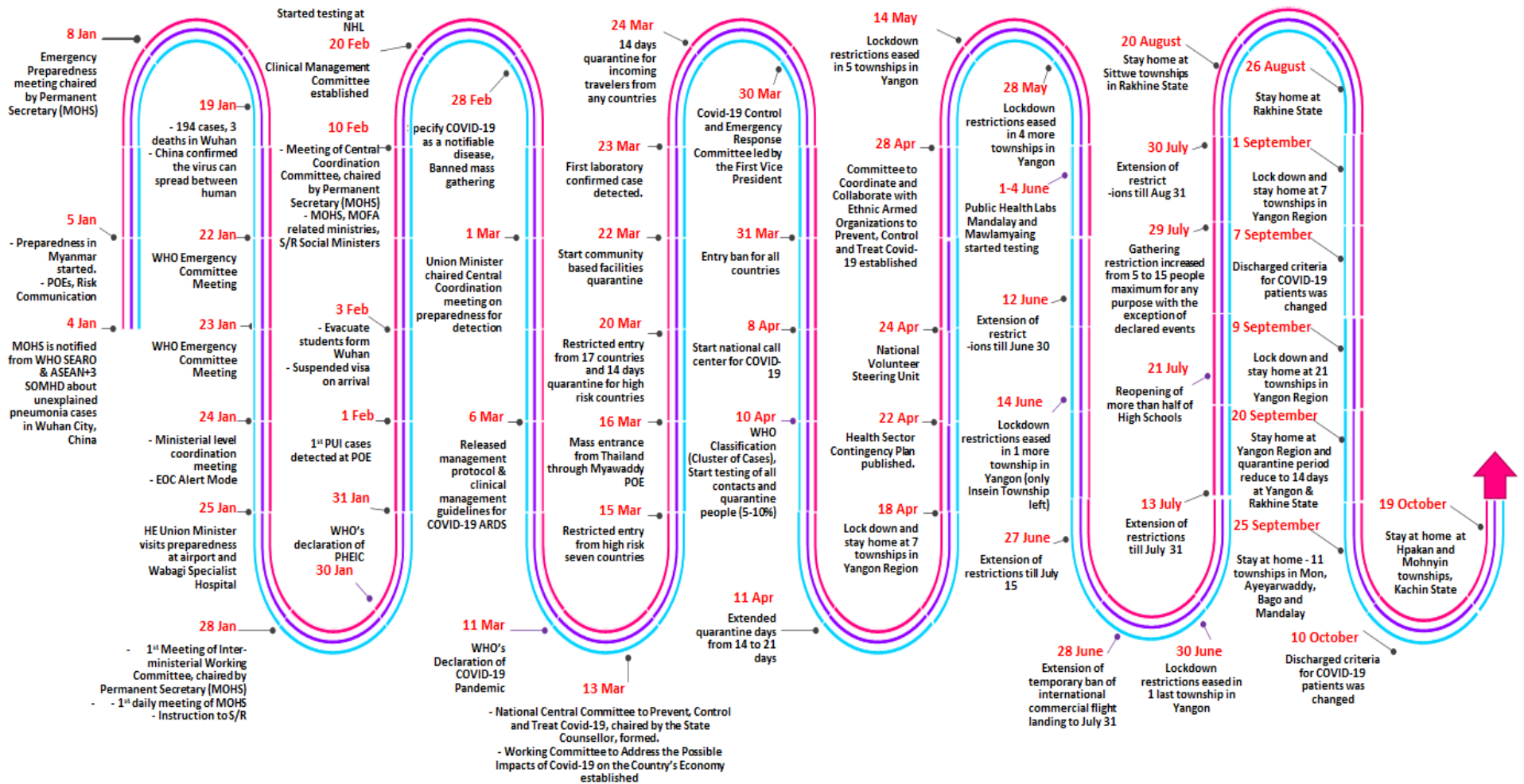
No.	State/Region	PUI	No.	State/Region	No. of facilities	Total no. of quarantine
1	Yangon	29525	1	Ayeyarwaddy	1,512	15,283
2	Mandalay	5424	2	Yangon	322	8,637
3	Mon	1173	3	Bago	1206	8,067
4	Kayin	1036	4	Mandalay	215	4,595
5	Ayeyarwaddy	912	5	Sagaing	868	4,285
6	Bago	789	6	Magway	473	3,363
7	Magway	782	7	Kayin	276	2,752
8	Rakhine	719	8	Rakhine	314	2,237
9	Shan (N)	480	9	Mon	36	2,223
10	Thanintharyi	464	10	Shan South	118	2,140
11	Naypyitaw	254	11	Kachin	195	1,924
12	Sagaing	248	12	Tanintharyi	153	1,629
13	Shan (E)	189	13	Naypyitaw	7	1543
14	Shan (S)	189	14	Shan North	437	1022
15	Kachin	129	15	Chin	27	493
16	Kayah	98	16	Shan East	20	438
17	Chin	91	17	Kayah	16	369
Total		42,502	Total		6,195	61,000

*Facility quarantine rule changed from 21 days to 14 days on 11-9-2020 while 7 days home quarantine rule remain unchanged.

COVID-19 positivity rate by date (as of 21.11.2020)



Timeline of Preparedness and Response to COVID-19 in Myanmar (as of 21.11.2020)



Hotline Number — 0673 420 268

Data source - CEU, DMS, NHL, PHL (MDY and MLM), DMR, DSGH, State and Region Health Departments