



Ministry of Health and Sports (Myanmar)

Department of Public Health

Central Epidemiology Unit

(14 November 2020)

Situation Report -221

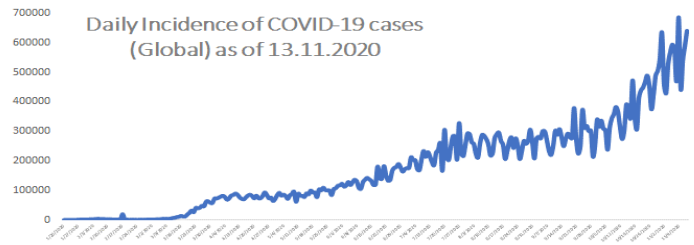
Coronavirus Disease 2019 (COVID-19)

WHO Coronavirus Disease (COVID-19) Dashboard data as of 3:42 PM CEST 13 November 2020

Confirmed cases
52,484,036

Deaths
1,290,381

Case Fatality Rate
2.5%



Myanmar Situation

Data as reported by States and Regions by 13 November 2020

Total Tested-800,622

66,734

733,888

Confirmed Cases

Negative

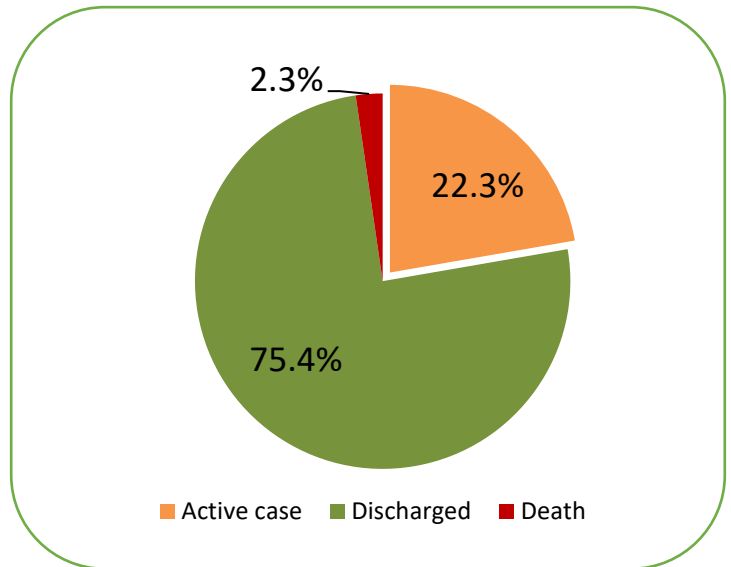
50,336

1,534

Discharged

Death

Current Situation of Confirmed cases (23.3.2020-13.11.2020), n=66,734



COVID-19 confirmed cases by two phases (23.3.2020 – 13-11-2020), n=66,734

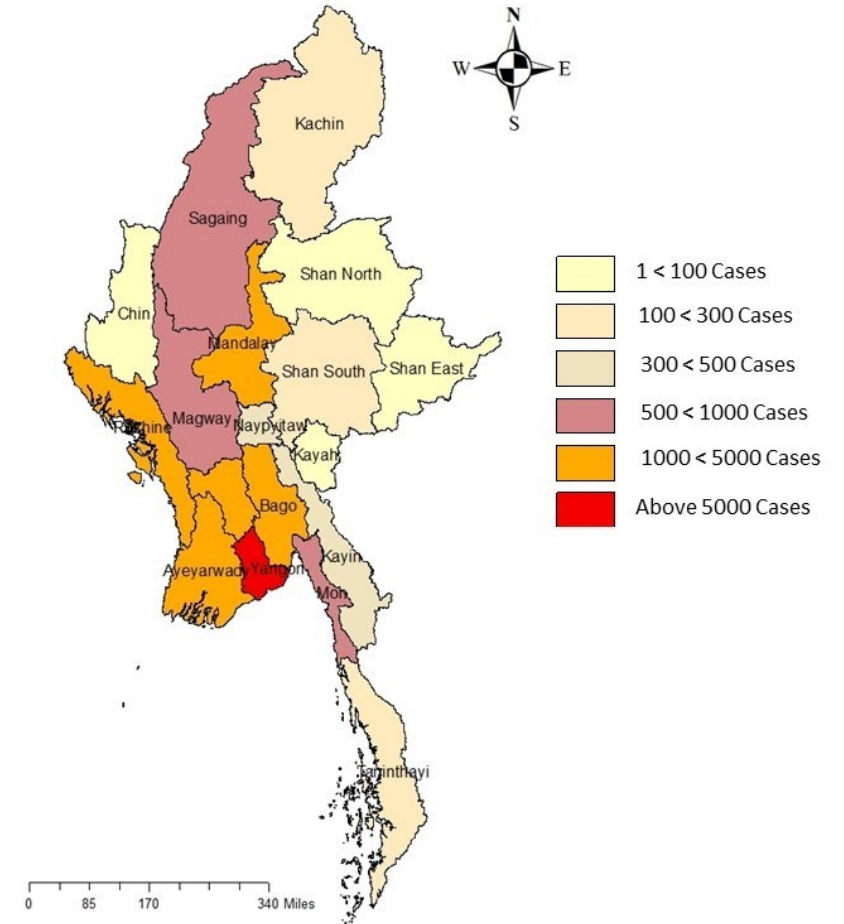
Date	Local transmission		Imported		Total cases	Total Death
	No. of cases	Death	No. of case	Death		
(23.3.2020-15.8.2020)	161	5	213	1	374	6
(16.8.2020-13.11.2020)	66177	1528	183	-	66360	1528
Total	66338	1533	396	1	66734	1534

COVID-19 confirmed cases and death by State/Region (23.3.2020 – 13-11-2020), n=66,734

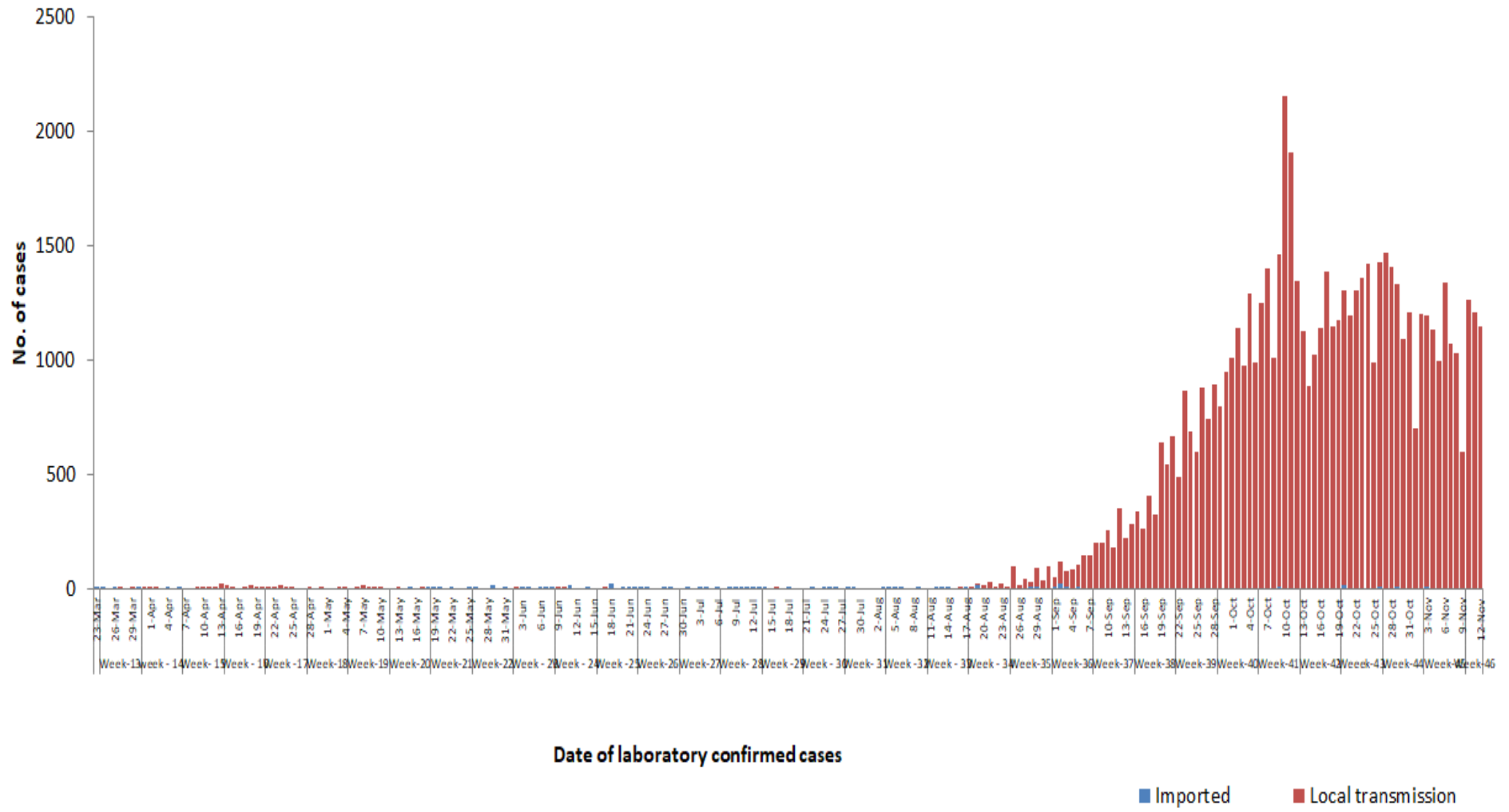
No	State/Region	COVID –19 Confirmed case	New confirmed cases within 24 hours	Deaths
1	Yangon	51,560	752	1,464
2	Bago	3,411	65	5
3	Rakhine	3,215	34	20
4	Mandalay	2,972	112	14
5	Ayeyarwaddy	1,836	105	8
6	Magway	966	11	1
7	Mon	790	12	10
8	Sagaing	559	17	1
9	Kayin	413	5	6
10	Naypyitaw	329	7	3
11	Thanintharyi	273	10	-
12	Kachin	147	-	-
13	Shan (South)	118	4	1
14	Chin	76	2	1
15	Shan (North)	46	-	-
16	Shan (East)	15	-	-
17	Kayah	8	-	-
Total		66,734	1,136	1,534

*No. of new cases by State and Region are counted according to epidemiology situation

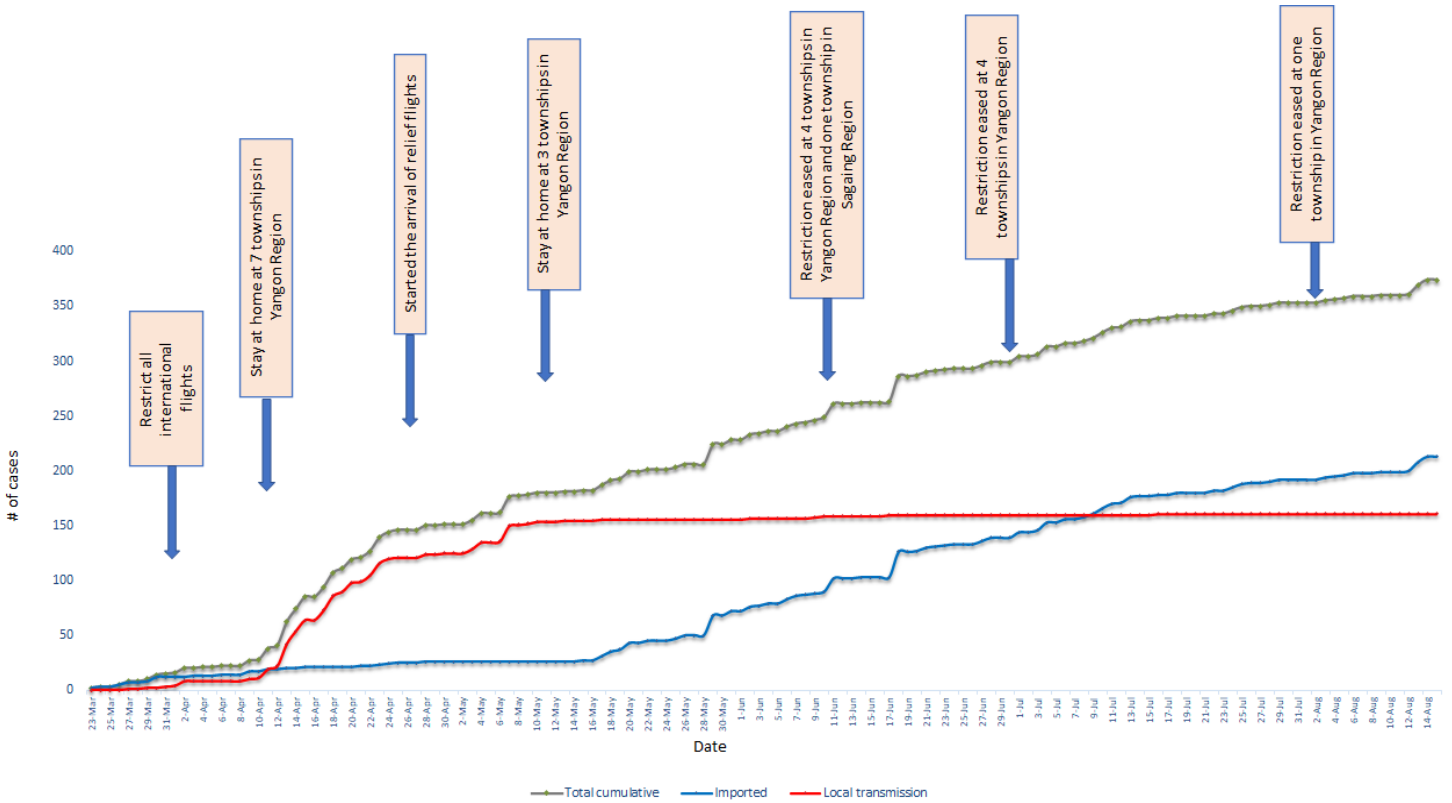
Map showing COVID-19 laboratory confirmed cases



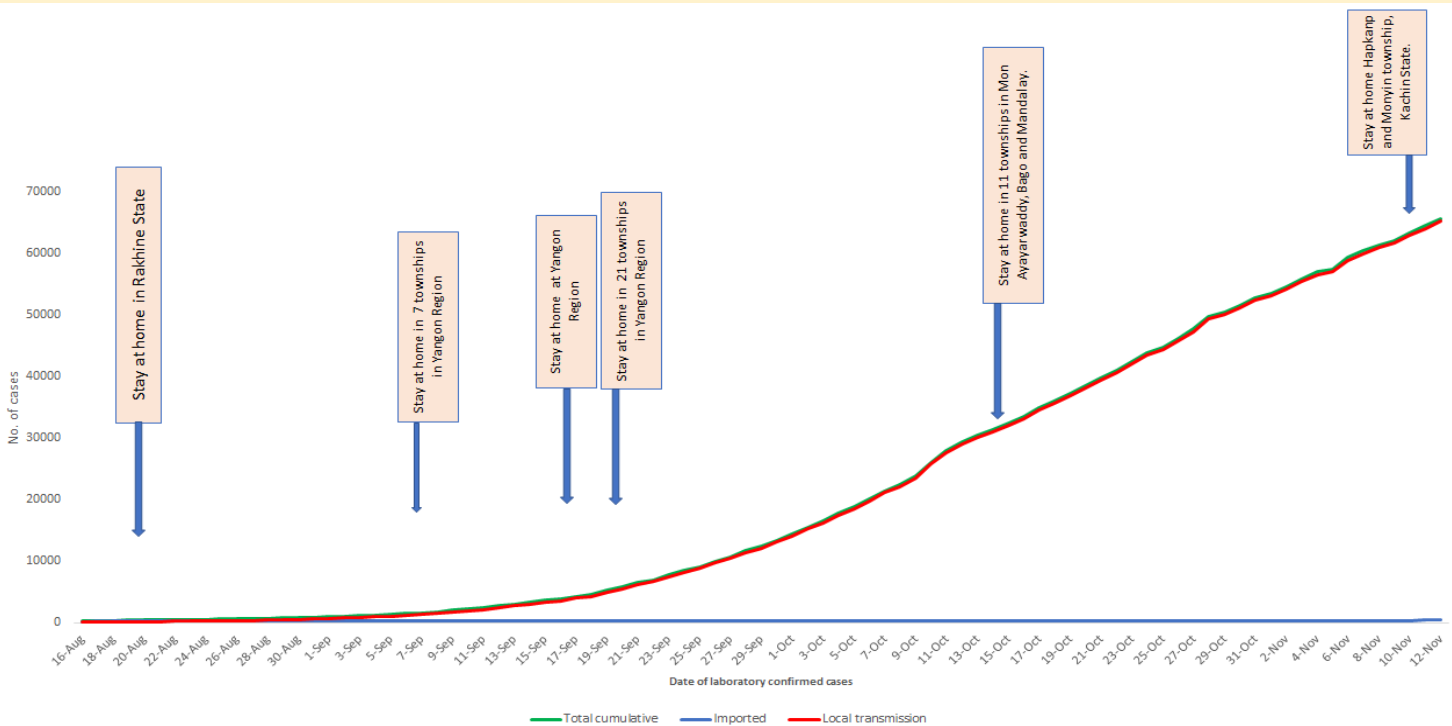
COVID-19 confirmed cases by types of transmissions (as of 13.11.2020) n=66,734



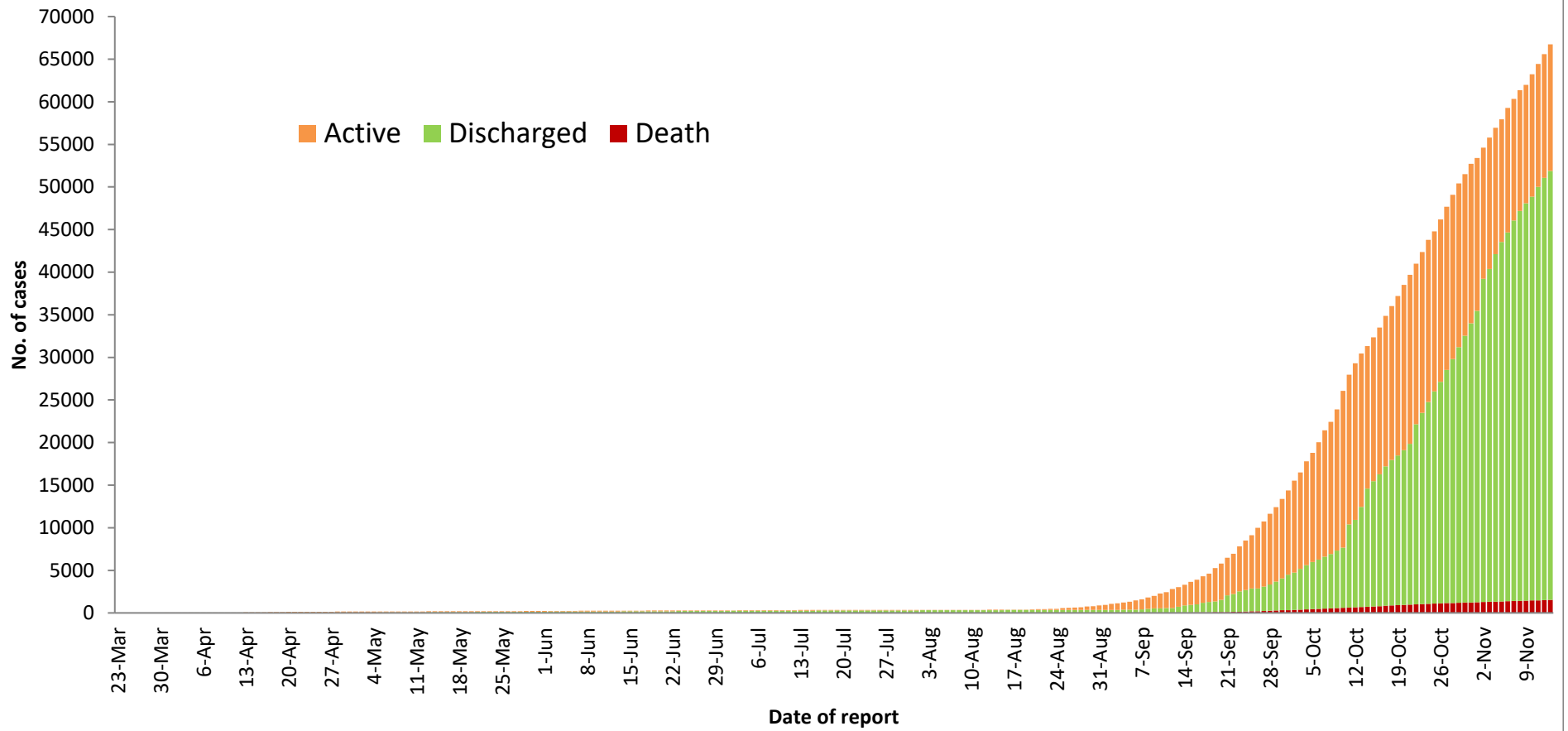
Total cumulative number of cases, imported and local transmission cases by date (23.3.2020- 15.8.2020), n= 374



Total cumulative number of cases, imported and local transmission cases by date (16.8.2020- 13.11.2020)



Cumulative Number of active confirmed cases, discharged and deaths (23.3.2020 – 13.11.2020), n (cumulative)=66,734



* Discharged criteria for COVID-19 patients was changed on 10.10.2020

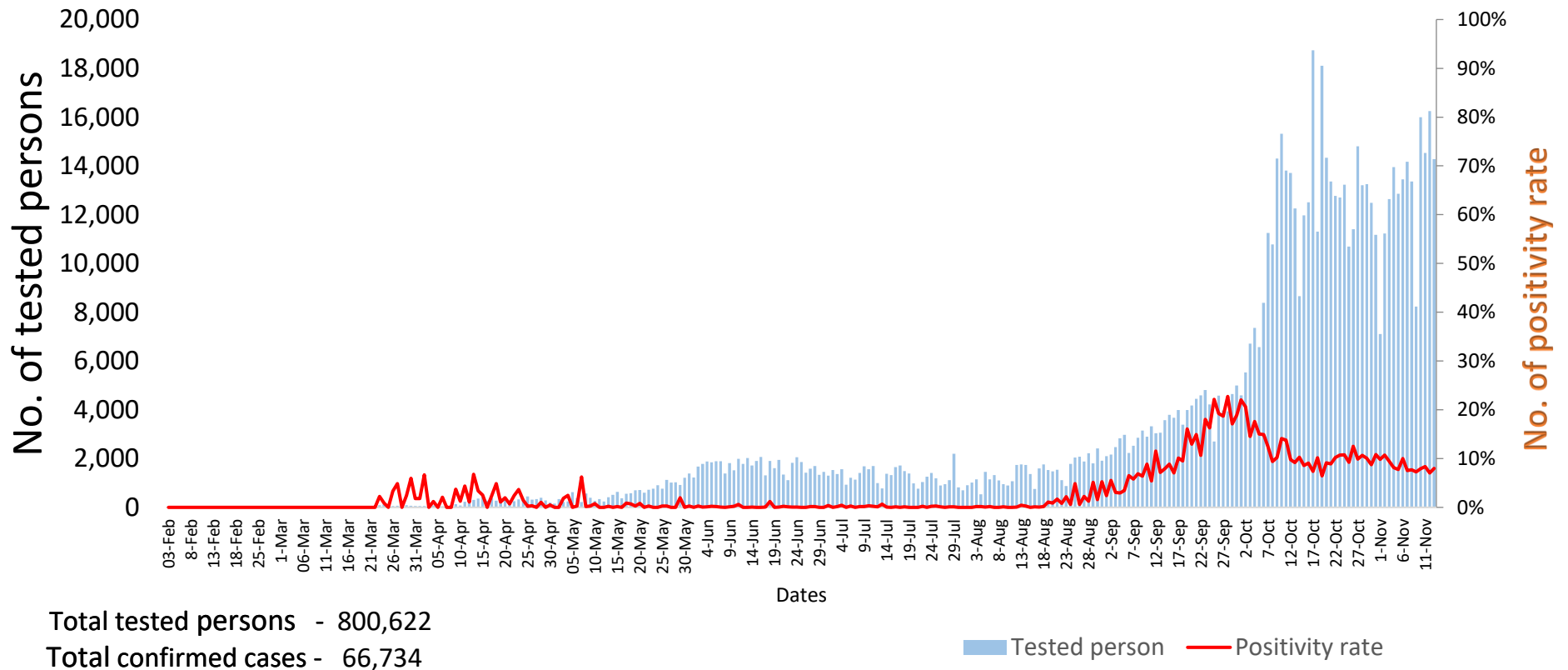
Summary of current situation		
Type	New (12.11.2020-13.11.2020)	Total (on 13.11.2020)
Suspected and Person Under Investigation (PUI)	549	1,630
Hospital Quarantine	23	200
Facility Quarantine	4,946	53,003

Person under Investigation (PUI) by State/Region hospitals (31.1.2020 – 13.11.2020) n= 37,767	No. of Facility Quarantine sites and Quarantined people on 13.11.2020
---	---

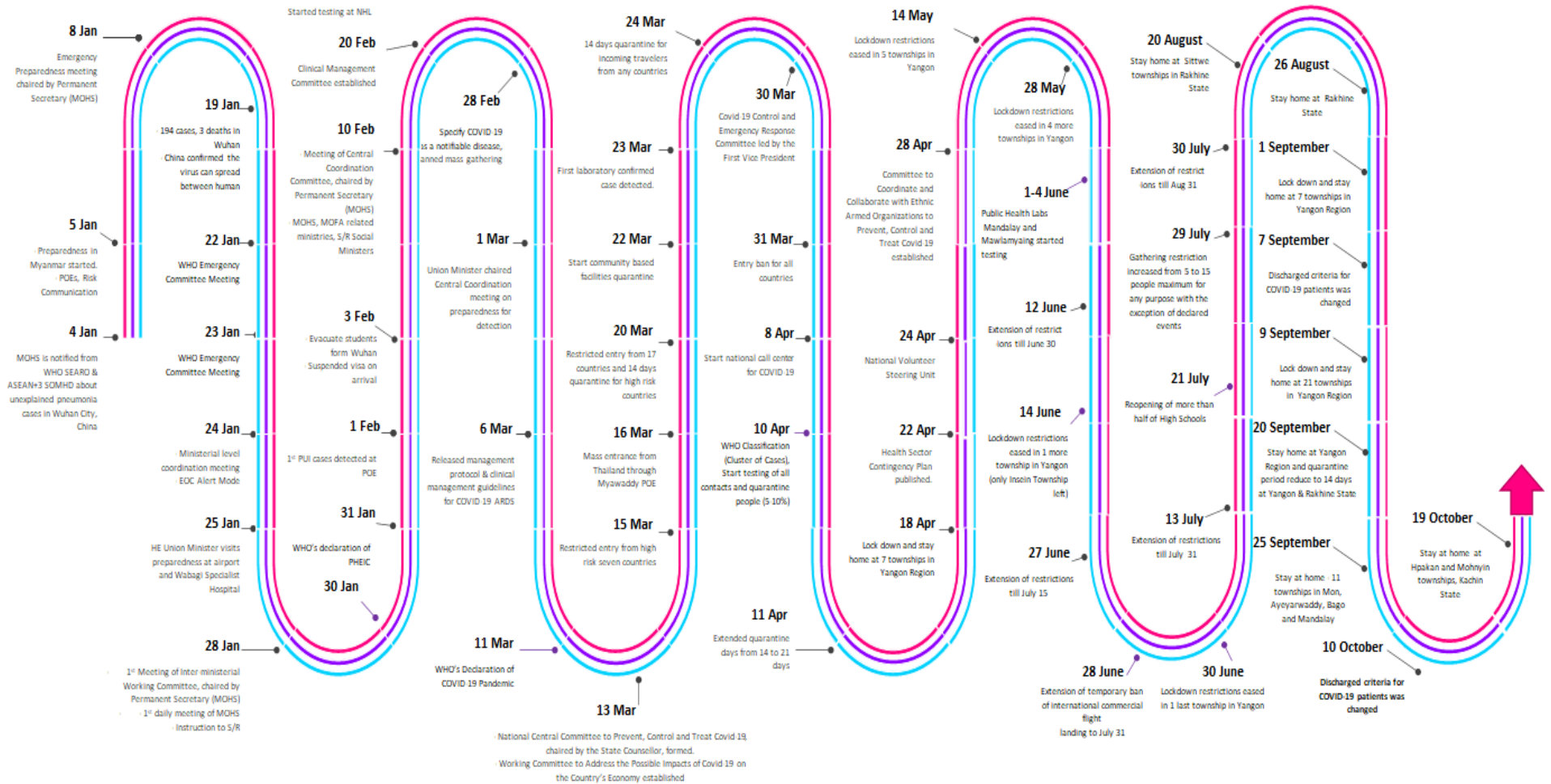
No.	State/Region	PUI	No.	State/Region	No. of facilities	Total no. of quarantine
1	Yangon	26249	1	Ayeyarwaddy	1,476	16,791
2	Mandalay	4654	2	Yangon	314	7,495
3	Mon	1100	3	Bago	1039	6,882
4	Ayeyarwaddy	913	4	Sagaing	860	3,720
5	Kayin	789	5	Mandalay	152	3,499
6	Bago	691	6	Magway	447	2,326
7	Rakhine	686	7	Kayin	275	1,791
8	Magway	683	8	Kachin	189	1,668
9	Shan (N)	458	9	Naypyitaw	6	1,661
10	Thanintharyi	408	10	Rakhine	278	1,642
11	Naypyitaw	234	11	Shan South	118	1,555
12	Sagaing	228	12	Mon	25	1,231
13	Shan (E)	186	13	Tanintharyi	153	1155
14	Shan (S)	181	14	Shan North	382	956
15	Kachin	126	15	Kayah	13	295
16	Kayah	97	16	Chin	24	283
17	Chin	84	17	Shan East	20	53
Total		37,767	Total		5,771	53,003

*Facility quarantine rule changed from 21 days to 14 days on 11-9-2020 while 7 days home quarantine rule remain unchanged.

COVID-19 positivity rate by date (as of 13.11.2020)



Timeline of Preparedness and Response to COVID-19 in Myanmar (as of 13.11.2020)



Hotline Number — 0673 420 268

Data source - CEU, DMS, NHL, PHL (MDY and MLM), DMR, DSGH, State and Region Health Departments