



Ministry of Health and Sports (Myanmar)

Department of Public Health

Central Epidemiology Unit

(13 November 2020)

Situation Report -220

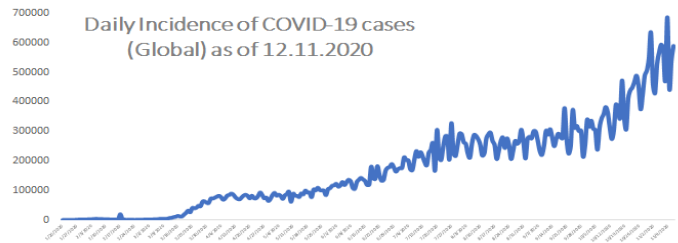
Coronavirus Disease 2019 (COVID-19)

WHO Coronavirus Disease (COVID-19) Dashboard data as of 4:22 PM CEST 12 November 2020

Confirmed cases
51,842,274

Deaths
1,280,850

Case Fatality Rate
2.5%



Myanmar Situation

Data as reported by States and Regions by 12 November 2020

Total Tested-786,341

65,598

Confirmed Cases

49,563

Discharged

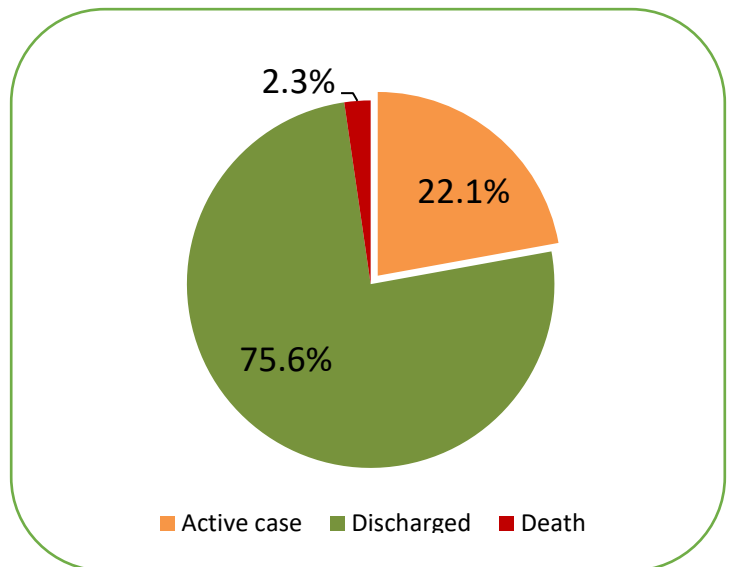
720,743

Negative

1,508

Death

Current Situation of Confirmed cases (23.3.2020-12.11.2020), n=65,598



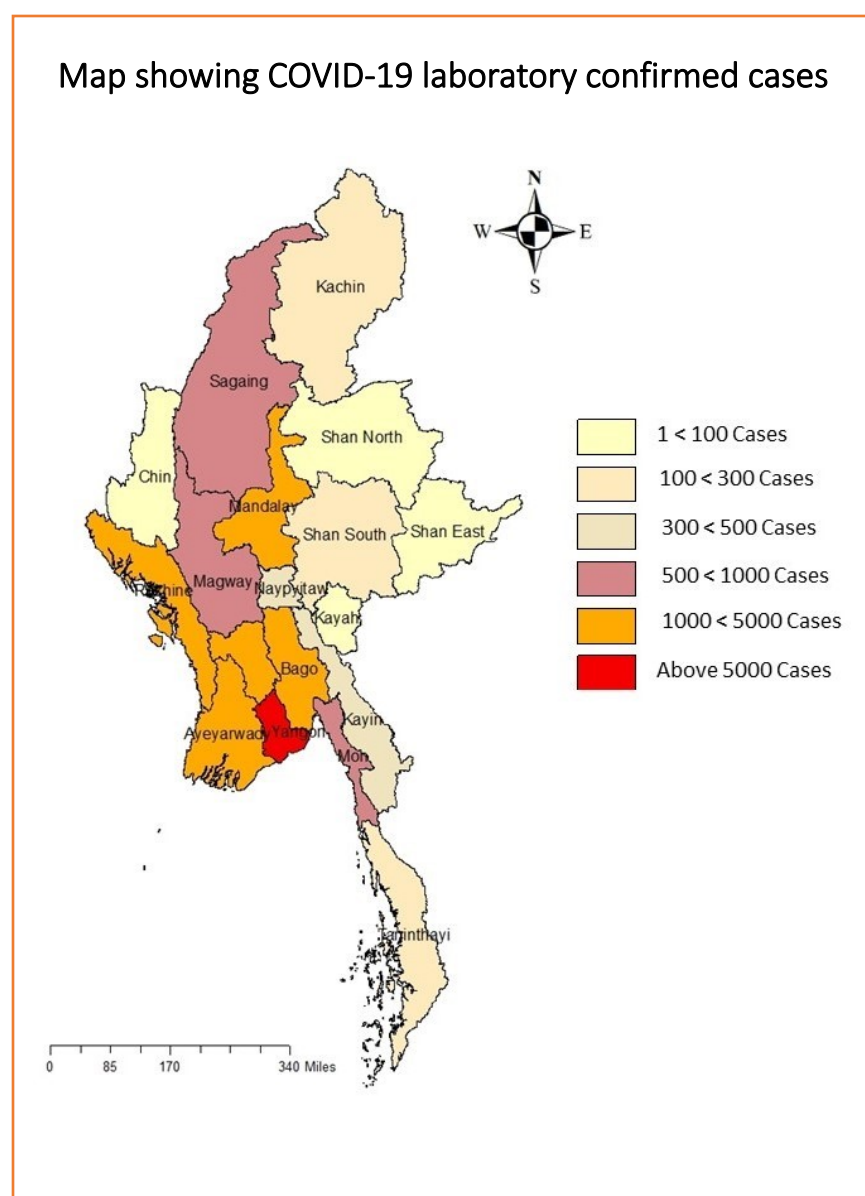
COVID-19 confirmed cases by two phases (23.3.2020 – 12-11-2020), n=65,598

Date	Local transmission		Imported		Total cases	Total Death
	No. of cases	Death	No. of case	Death		
(23.3.2020-15.8.2020)	161	5	213	1	374	6
(16.8.2020-12.11.2020)	65041	1502	183	-	65224	1502
Total	65202	1507	396	1	65598	1508

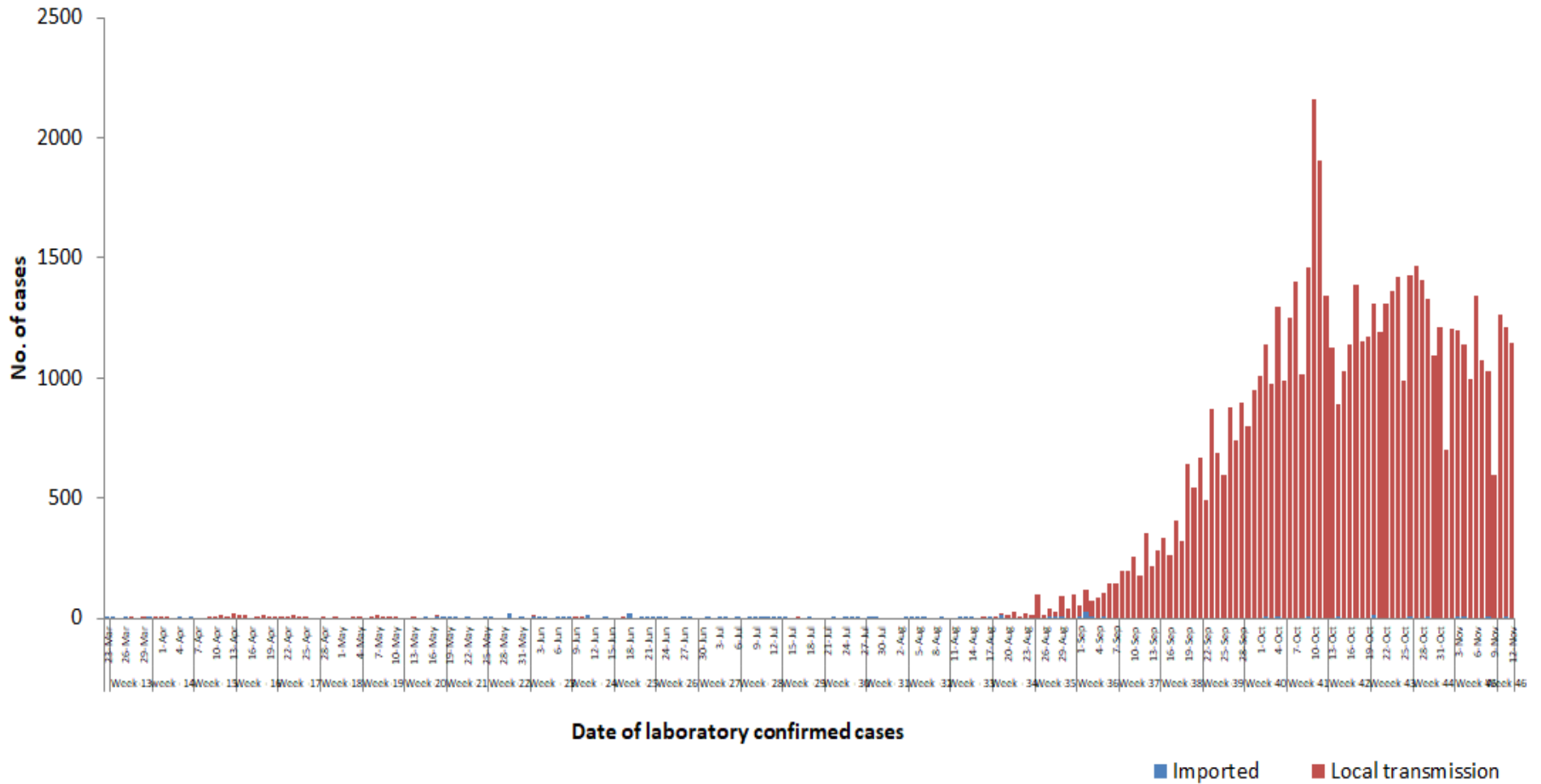
COVID-19 confirmed cases and death by State/Region (23.3.2020 – 12-11-2020), n=65,598

No	State/Region	COVID –19 Confirmed case	New confirmed cases within 24 hours	Deaths
1	Yangon	50,808	808	1,439
2	Bago	3,346	77	5
3	Rakhine	3,181	35	20
4	Mandalay	2,860	96	13
5	Ayeyarwaddy	1,731	35	8
6	Magway	955	22	1
7	Mon	778	38	10
8	Sagaing	542	7	1
9	Kayin	408	12	6
10	Naypyitaw	322	7	3
11	Thanintharyi	263	1	-
12	Kachin	147	3	-
13	Shan (South)	114	2	1
14	Chin	74	1	1
15	Shan (North)	46	-	-
16	Shan (East)	15	-	-
17	Kayah	8	1	-
Total		65,598	1,145	1,508

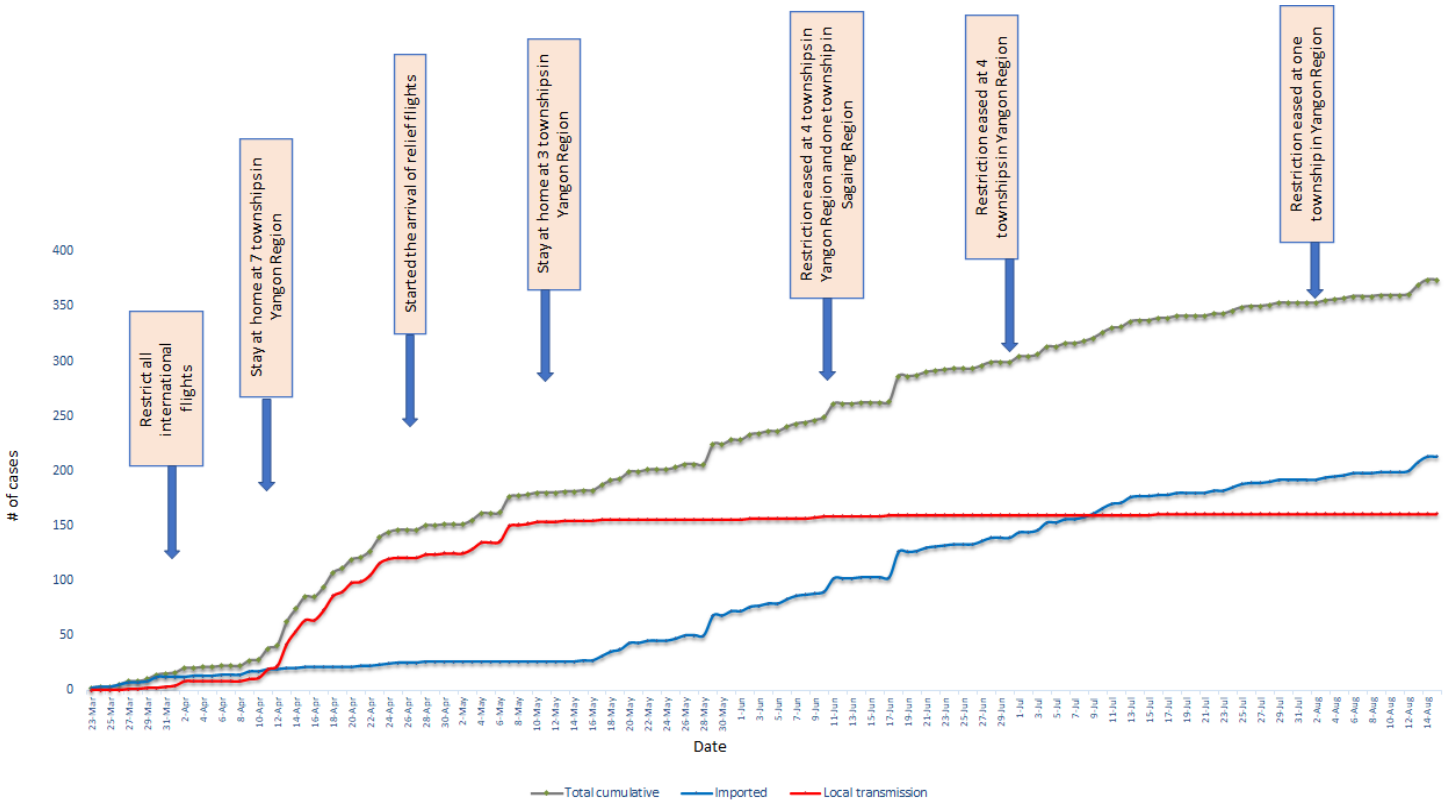
*No. of new cases by State and Region are counted according to epidemiology situation



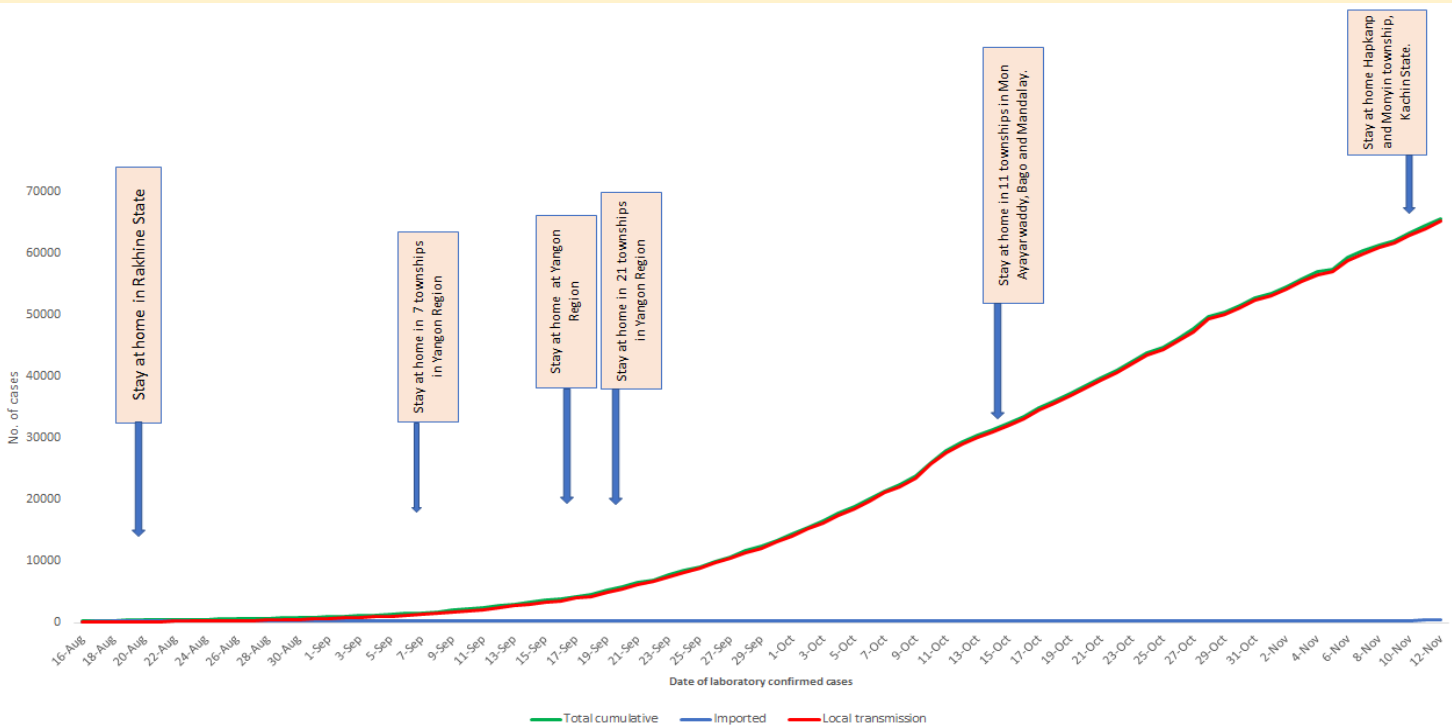
COVID-19 confirmed cases by types of transmissions (as of 12.11.2020) n=65,598



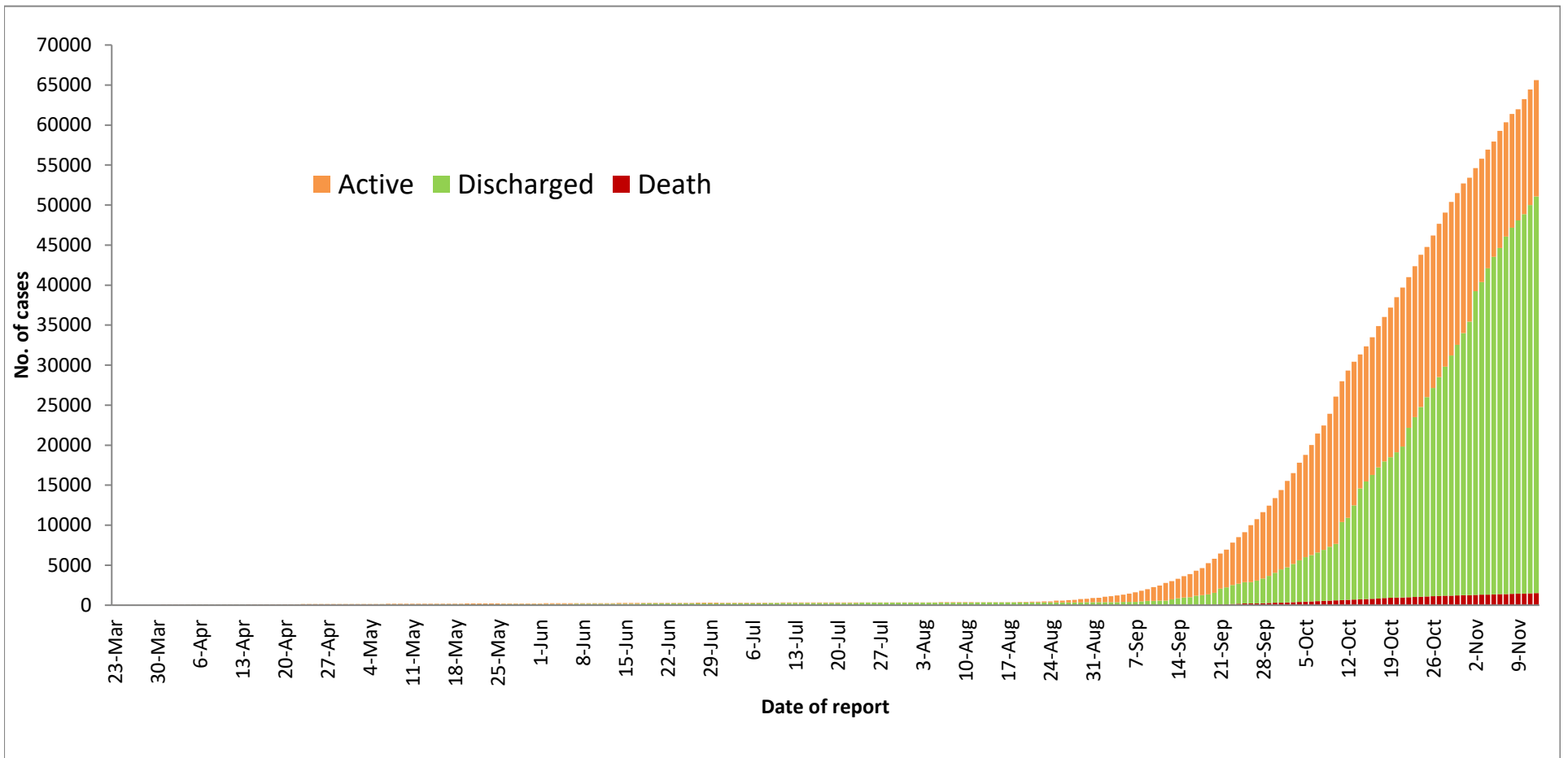
Total cumulative number of cases, imported and local transmission cases by date (23.3.2020- 15.8.2020), n= 374



Total cumulative number of cases, imported and local transmission cases by date (16.8.2020- 12.11.2020)



Cumulative Number of active confirmed cases, discharged and deaths (23.3.2020 – 12.11.2020), n (cumulative)=65,598



* Discharged criteria for COVID-19 patients was changed on 10.10.2020

Summary of current situation		
Type	New (11.11.2020-12.11.2020)	Total (on 12.11.2020)
Suspected and Person Under Investigation (PUI)	500	1,468
Hospital Quarantine	3	220
Facility Quarantine	5,418	50,662

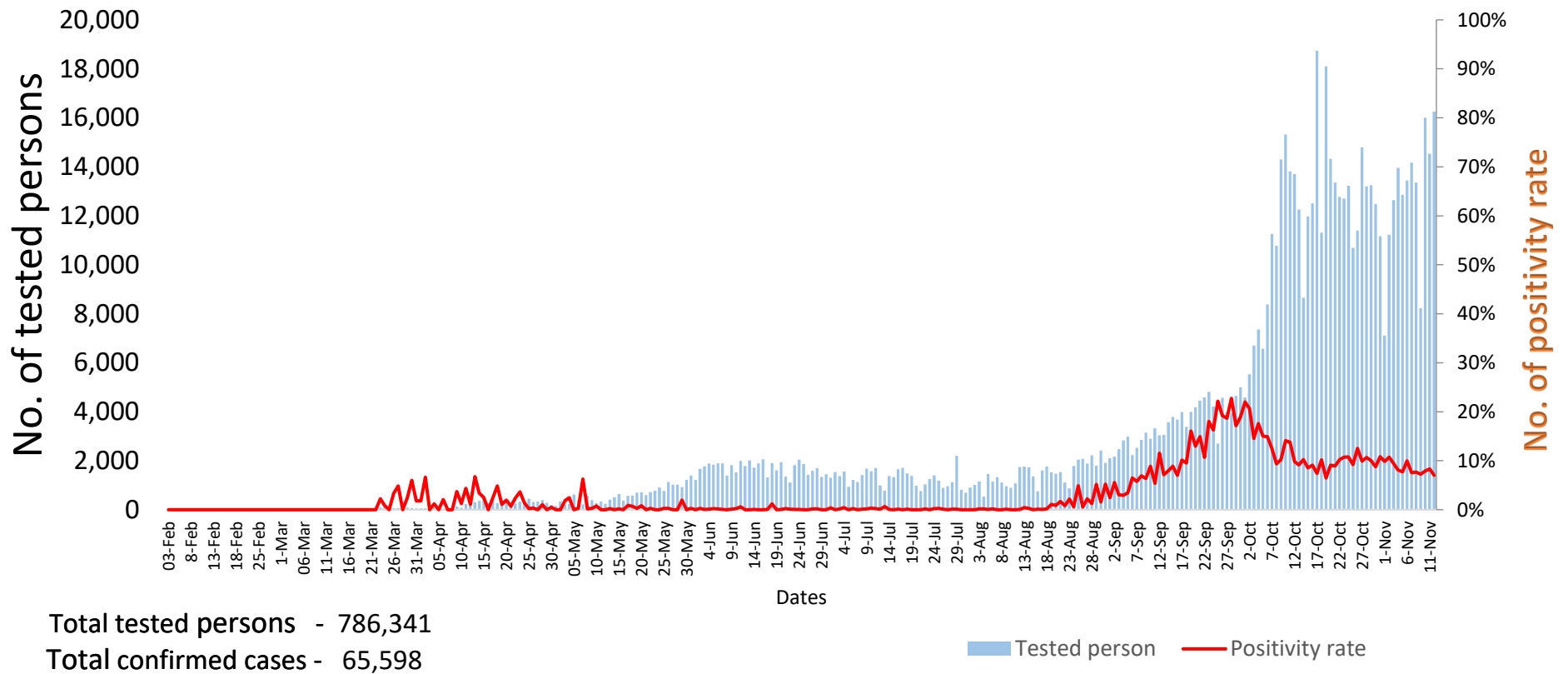
Person under Investigation (PUI) by State/Region hospitals (31.1.2020 – 12.11.2020) n= 37,218

No. of Facility Quarantine sites and Quarantined people on 12.11.2020

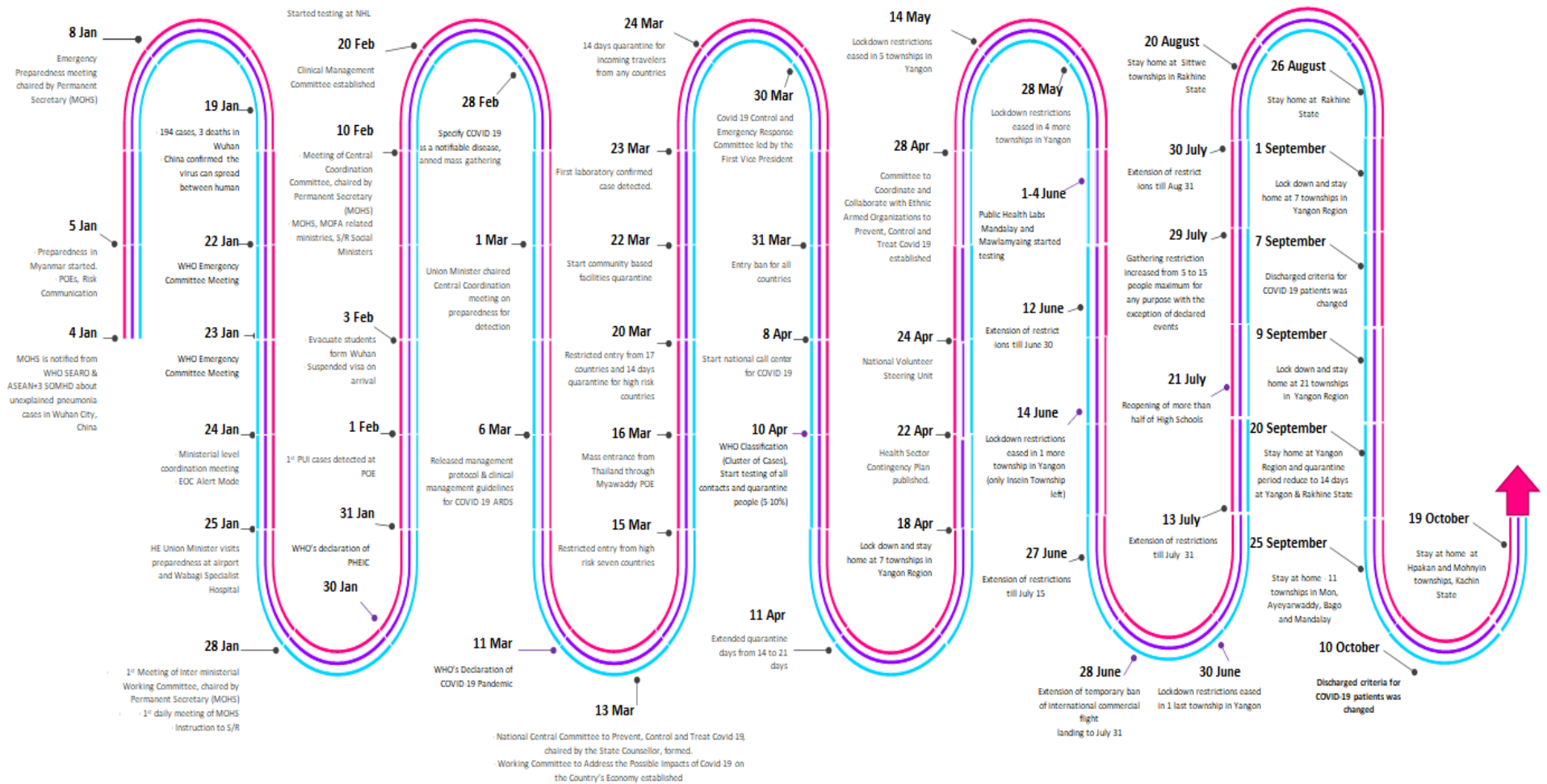
No.	State/Region	PUI	No.	State/Region	No. of facilities	Total no. of quarantine
1	Yangon	25869	1	Ayeyarwaddy	1,476	16,107
2	Mandalay	4573	2	Yangon	314	7,271
3	Mon	1089	3	Bago	1001	6,569
4	Ayeyarwaddy	896	4	Sagaing	860	3,524
5	Kayin	783	5	Mandalay	152	3,517
6	Rakhine	684	6	Magway	447	2,326
7	Bago	671	7	Shan South	118	1,671
8	Magway	670	8	Kachin	193	1,656
9	Shan (N)	457	9	Naypyitaw	6	1,607
10	Thanintharyi	405	10	Kayin	276	1,573
11	Naypyitaw	228	11	Rakhine	276	1,564
12	Sagaing	228	12	Tanintharyi	153	1,008
13	Shan (E)	186	13	Mon	20	965
14	Shan (S)	177	14	Shan North	418	674
15	Kachin	121	15	Kayah	13	321
16	Kayah	97	16	Chin	20	274
17	Chin	84	17	Shan East	20	35
Total		37,218	Total		5,763	50,662

*Facility quarantine rule changed from 21 days to 14 days on 11-9-2020 while 7 days home quarantine rule remain unchanged.

COVID-19 positivity rate by date (as of 12.11.2020)



Timeline of Preparedness and Response to COVID-19 in Myanmar (as of 12.11.2020)



Hotline Number — 0673 420 268

Data source - CEU, DMS, NHL, PHL (MDY and MLM), DMR, DSGH, State and Region Health Departments