



Ministry of Health and Sports (Myanmar)

Department of Public Health

Central Epidemiology Unit

(12 November 2020)

Situation Report -219

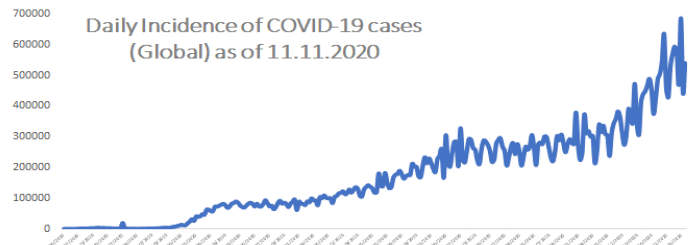
Coronavirus Disease 2019 (COVID-19)

WHO Coronavirus Disease (COVID-19) Dashboard data as of 5:52 PM CEST 11 November 2020

Confirmed cases
51,251,715

Deaths
1,270,930

Case Fatality Rate
2.5%



Myanmar Situation

Data as reported by States and Regions by 11 November 2020

Total Tested-770,091

64,453

Confirmed Cases

48,532

Discharged

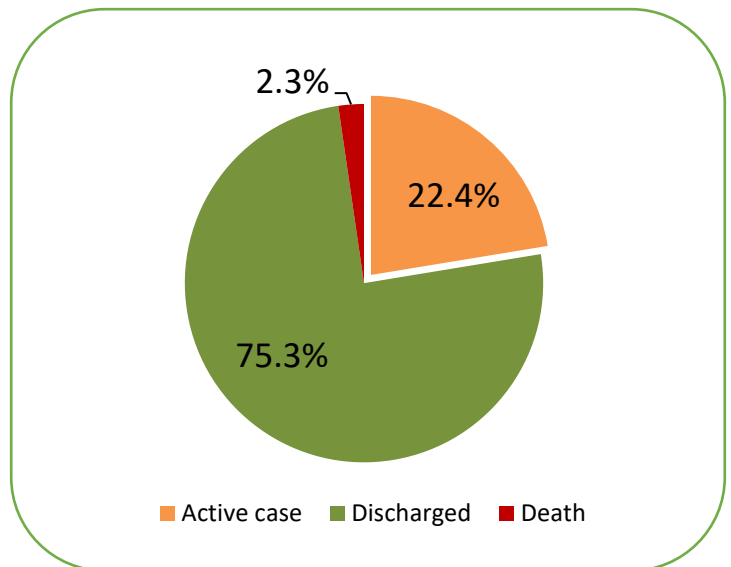
705,638

Negative

1,480

Death

Current Situation of Confirmed cases (23.3.2020-11.11.2020), n=64,453



COVID-19 confirmed cases by two phases (23.3.2020 – 11-11-2020), n=64,453

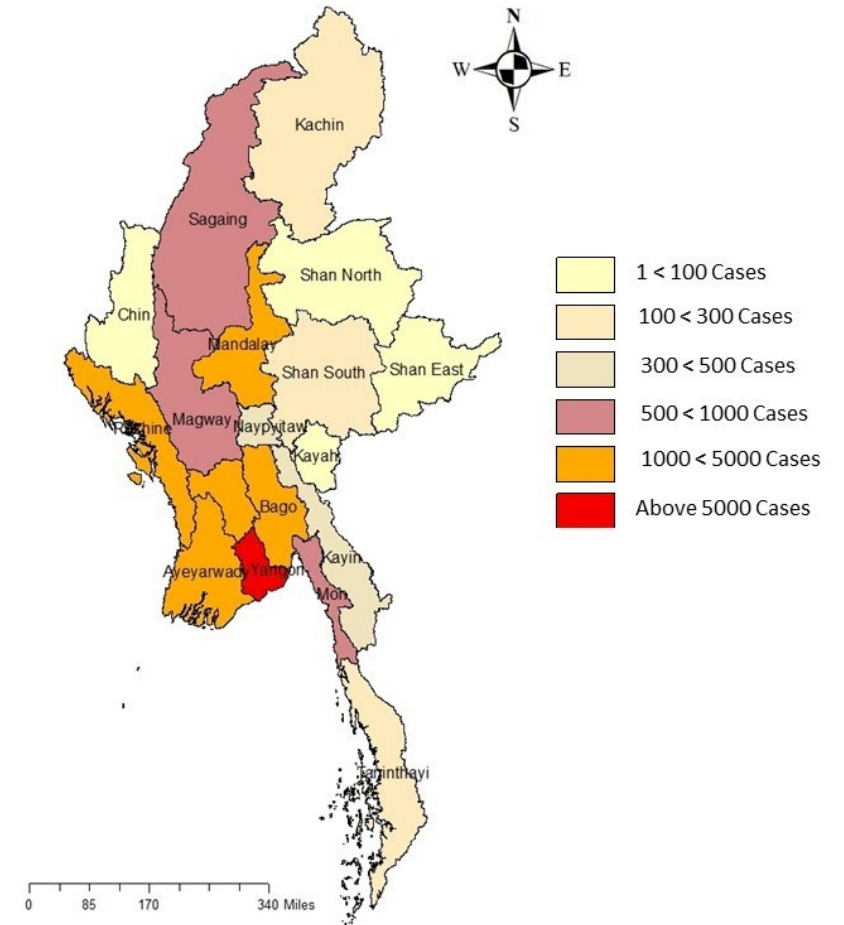
Date	Local transmission		Imported		Total cases	Total Death
	No. of cases	Death	No. of case	Death		
(23.3.2020-15.8.2020)	161	5	213	1	374	6
(16.8.2020-11.11.2020)	63896	1474	183	-	64079	1474
Total	64057	1479	396	1	64453	1480

COVID-19 confirmed cases and death by State/Region (23.3.2020 – 11-11-2020), n=64,453

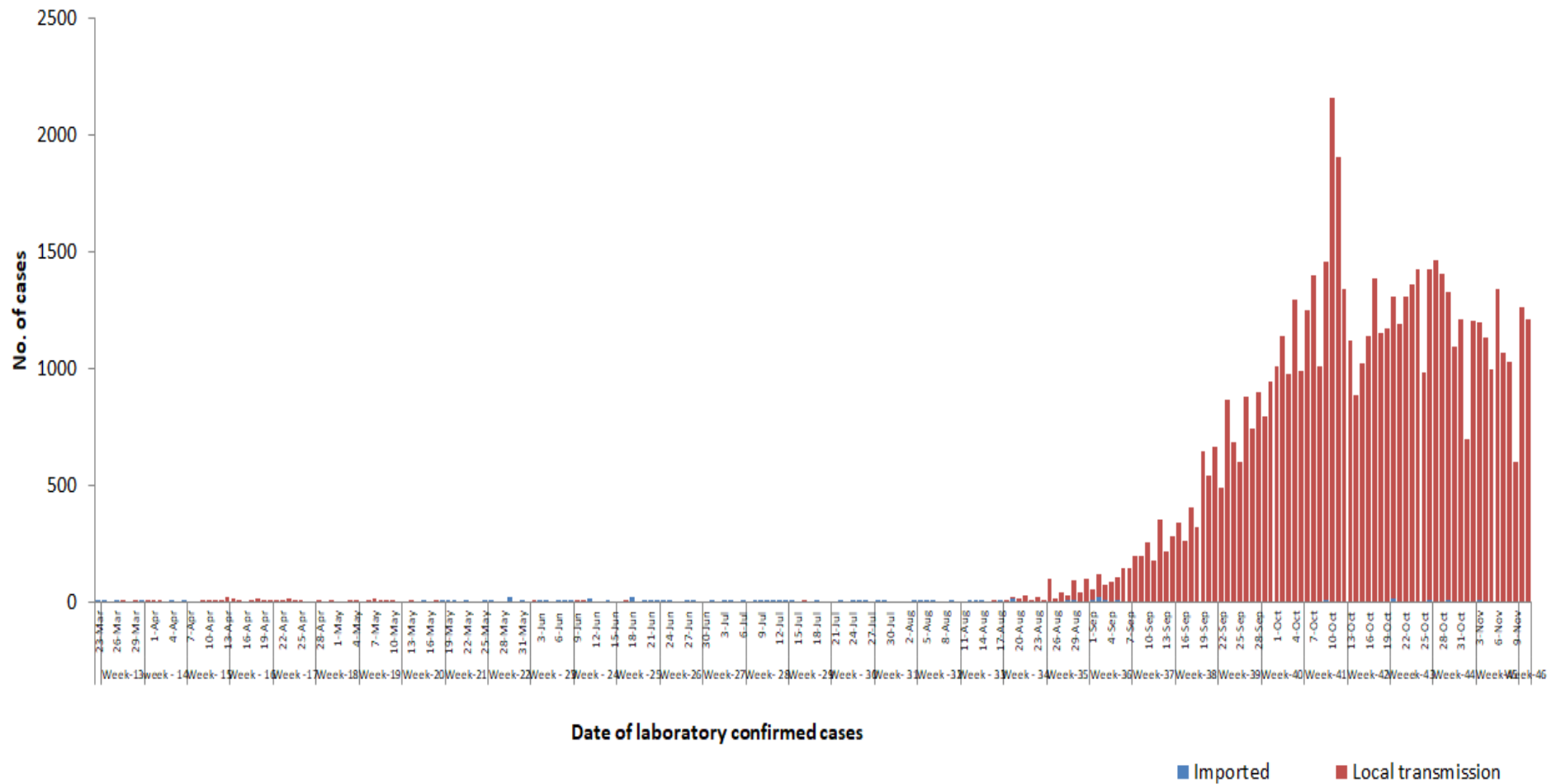
No	State/Region	COVID –19 Confirmed case	New confirmed cases within 24 hours	Deaths
1	Yangon	50,000	967	1,414
2	Bago	3,269	44	4
3	Rakhine	3,146	44	20
4	Mandalay	2,764	53	12
5	Ayeyarwaddy	1,696	49	7
6	Magway	933	14	1
7	Mon	740	6	10
8	Sagaing	535	12	1
9	Kayin	396	5	6
10	Naypyitaw	315	2	3
11	Thanintharyi	262	6	-
12	Kachin	144	-	-
13	Shan (South)	112	8	1
14	Chin	73	-	1
15	Shan (North)	46	2	-
16	Shan (East)	15	-	-
17	Kayah	7	-	-
Total		64,453	1,212	1,480

*No. of new cases by State and Region are counted according to epidemiology situation

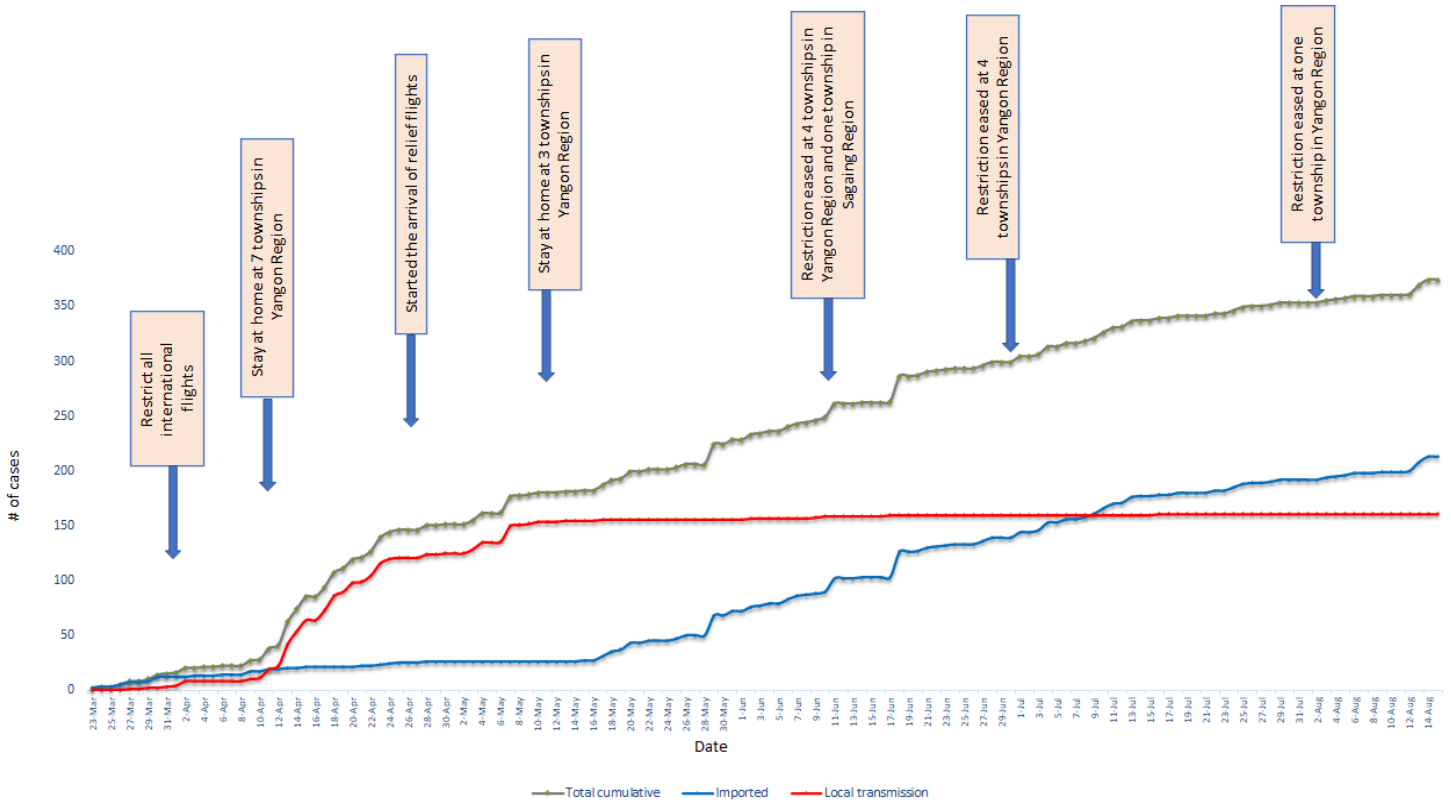
Map showing COVID-19 laboratory confirmed cases



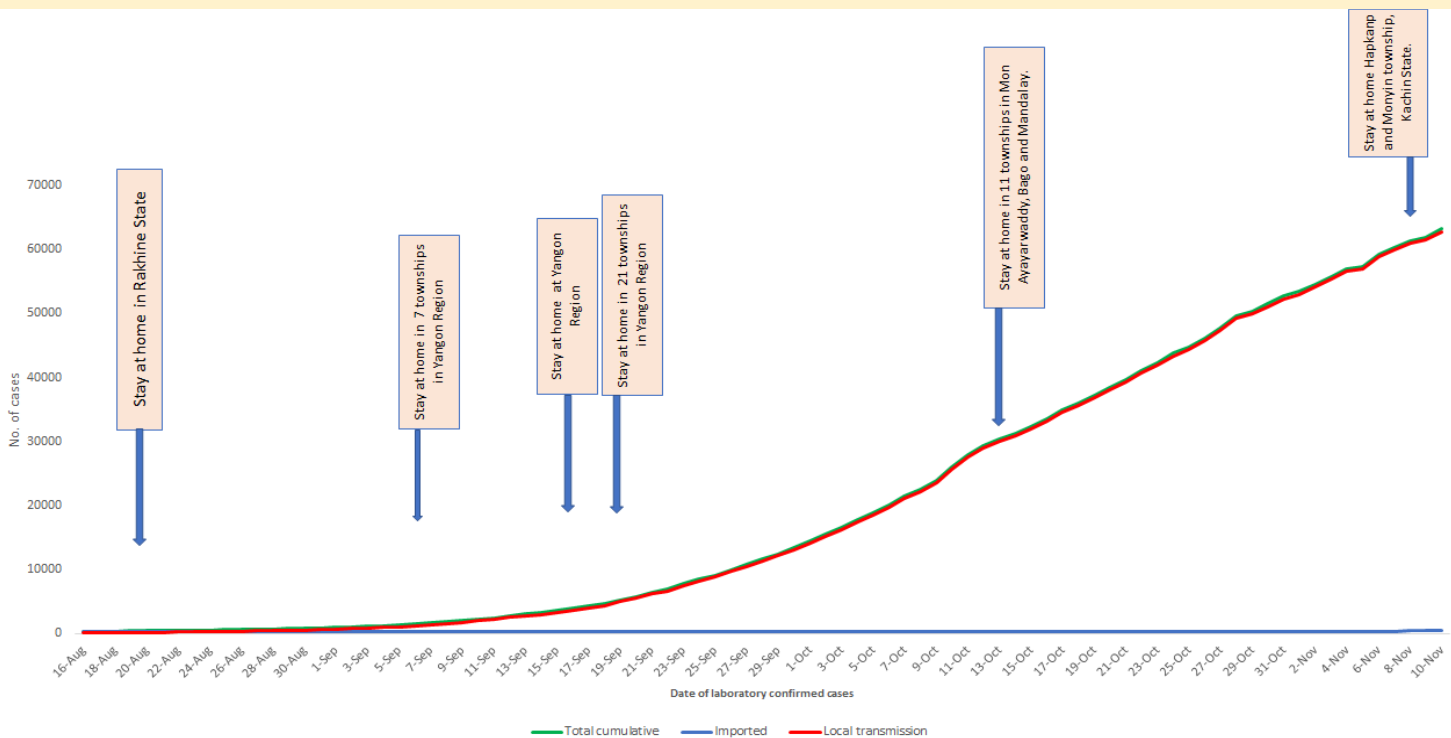
COVID-19 confirmed cases by types of transmissions (as of 11.11.2020) n=64,453



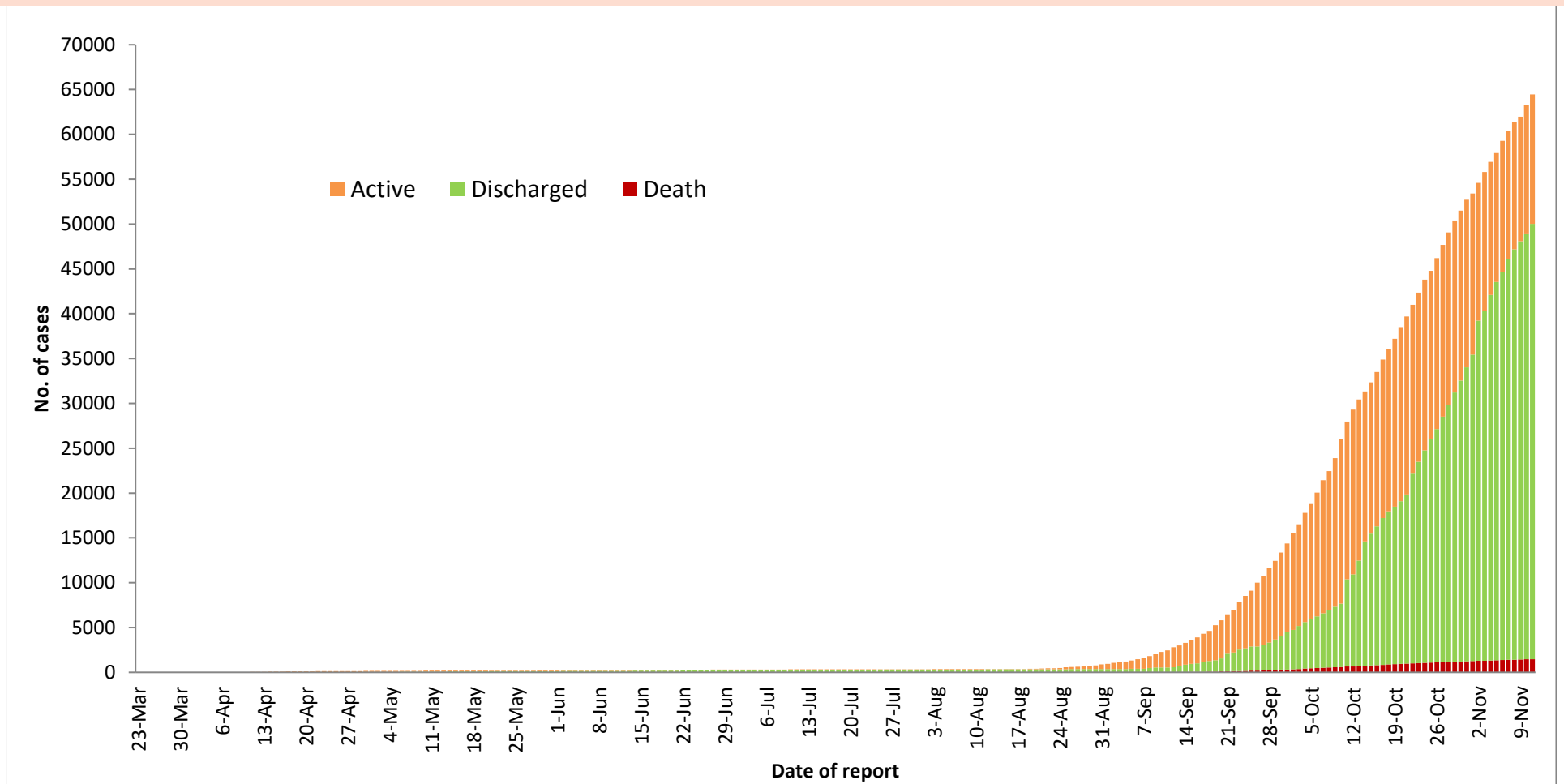
Total cumulative number of cases, imported and local transmission cases by date (23.3.2020- 15.8.2020), n= 374



Total cumulative number of cases, imported and local transmission cases by date (16.8.2020- 11.11.2020)



Cumulative Number of active confirmed cases, discharged and deaths (23.3.2020 – 11.11.2020), n (cumulative)=64,453



* Discharged criteria for COVID-19 patients was changed on 10.10.2020

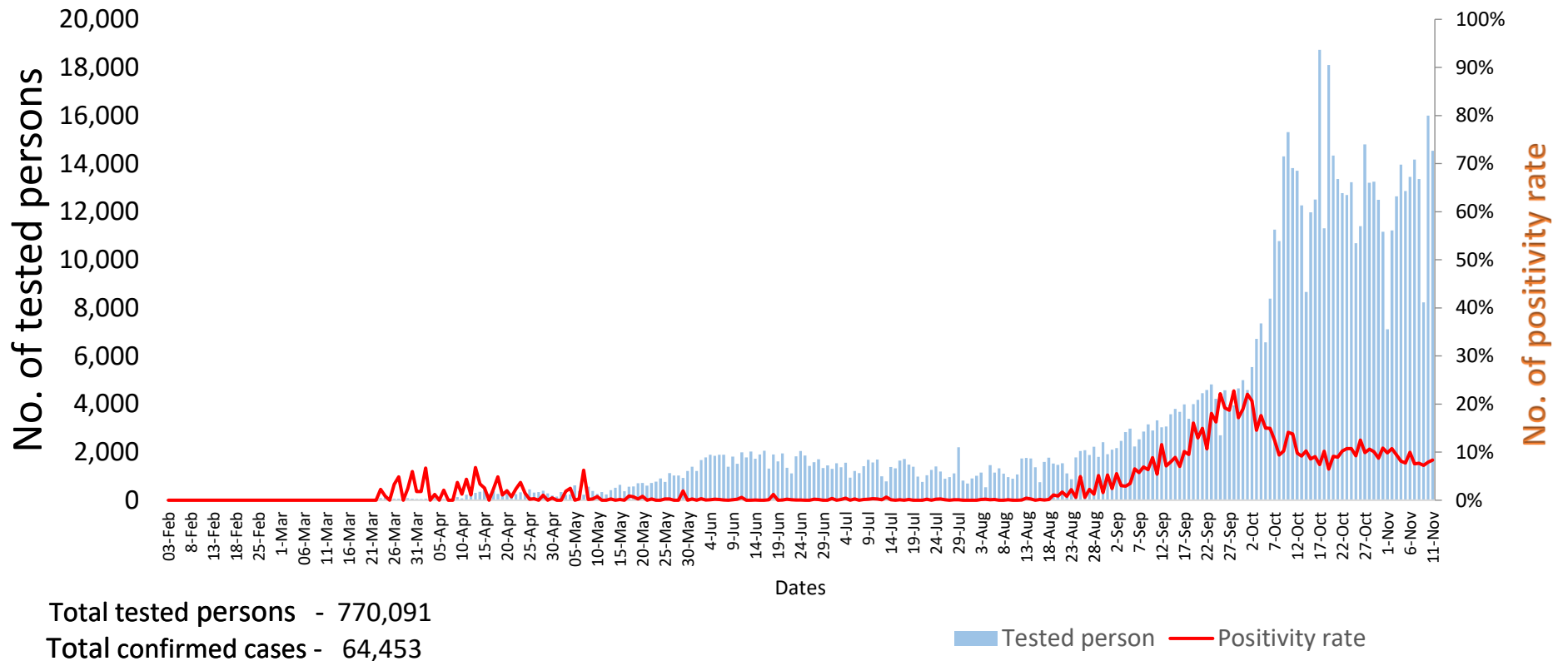
Summary of current situation		
Type	New (10.11.2020-11.11.2020)	Total (on 11.11.2020)
Suspected and Person Under Investigation (PUI)	494	1,605
Hospital Quarantine	36	237
Facility Quarantine	4,198	50,478

Person under Investigation (PUI) by State/Region hospitals (31.1.2020 – 11.11.2020) n= 36,718	No. of Facility Quarantine sites and Quarantined people on 11.11.2020
---	---

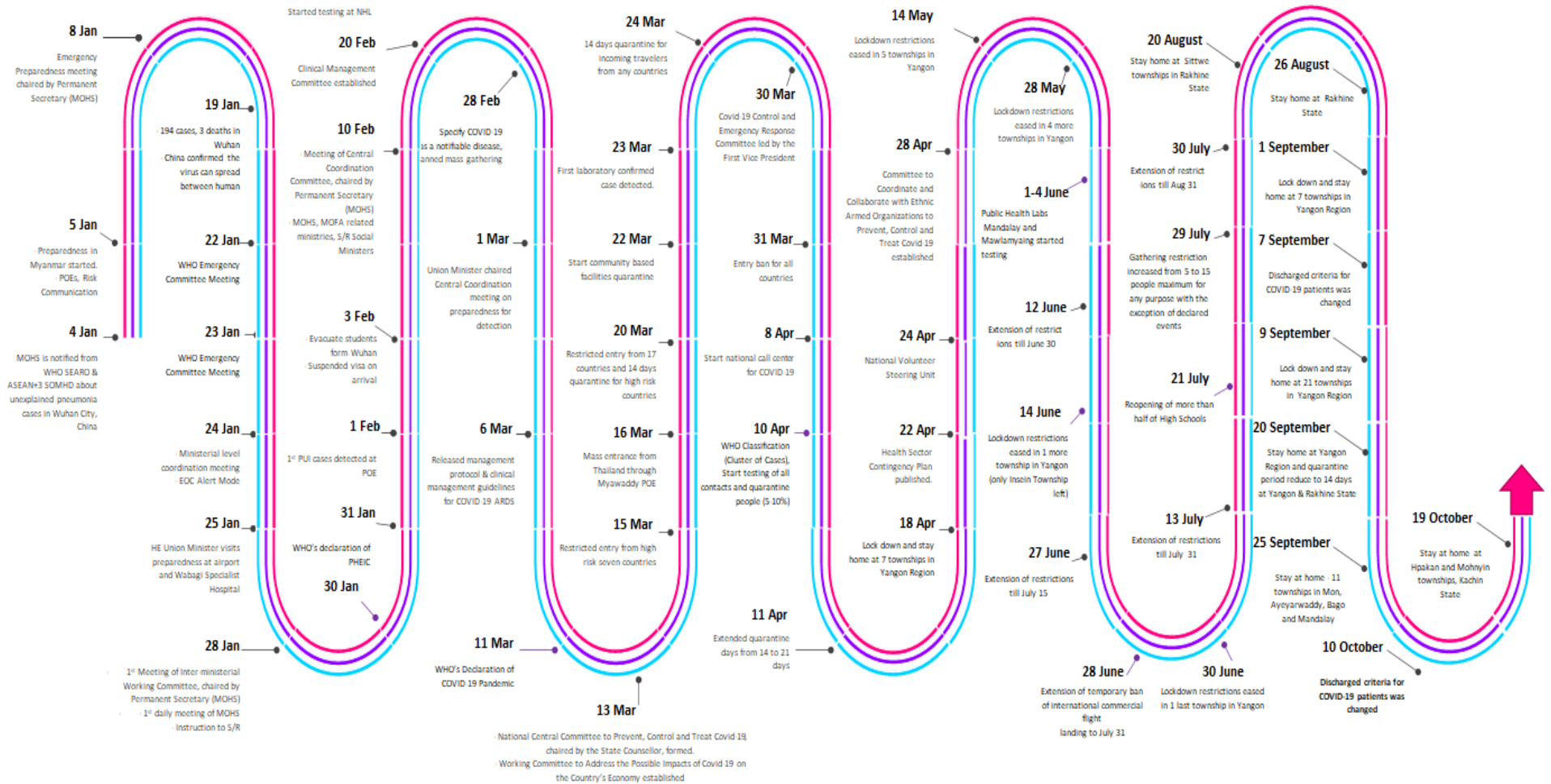
No.	State/Region	PUI	No.	State/Region	No. of facilities	Total no. of quarantine
1	Yangon	25459	1	Ayeyarwaddy	1,476	15,514
2	Mandalay	4567	2	Yangon	323	8,321
3	Mon	1082	3	Bago	988	6,385
4	Ayeyarwaddy	867	4	Mandalay	133	3,532
5	Kayin	777	5	Sagaing	860	3,402
6	Rakhine	681	6	Magway	447	2,326
7	Magway	661	7	Kachin	193	1,686
8	Bago	661	8	Shan South	118	1,620
9	Shan (N)	456	9	Kayin	276	1,551
10	Thanintharyi	395	10	Naypyitaw	6	1,457
11	Naypyitaw	226	11	Rakhine	276	1,422
12	Sagaing	224	12	Tanintharyi	153	1,008
13	Shan (E)	185	13	Mon	20	956
14	Shan (S)	175	14	Shan North	418	661
15	Kachin	121	15	Kayah	13	323
16	Kayah	97	16	Chin	20	279
17	Chin	84	17	Shan East	20	35
Total		36,718	Total		5,740	50,478

*Facility quarantine rule changed from 21 days to 14 days on 11-9-2020 while 7 days home quarantine rule remain unchanged.

COVID-19 positivity rate by date (as of 11.11.2020)



Timeline of Preparedness and Response to COVID-19 in Myanmar (as of 11.11.2020)



Hotline Number — 0673 420 268

Data source - CEU, DMS, NHL, PHL (MDY and MLM), DMR, DSGH, State and Region Health Departments