



Ministry of Health and Sports (Myanmar)

Department of Public Health

Central Epidemiology Unit

(11 November 2020)

Situation Report -218

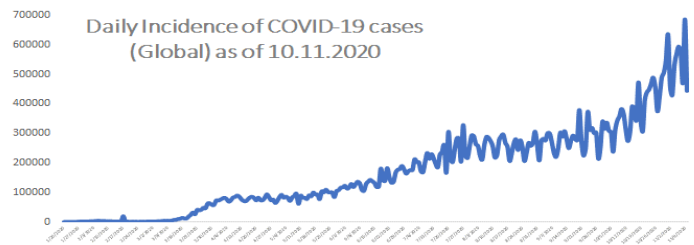
Coronavirus Disease 2019 (COVID-19)

WHO Coronavirus Disease (COVID-19) Dashboard data as of 3:26 PM CEST 10 November 2020

Confirmed cases
50,710,539

Deaths
1,261,144

Case Fatality Rate
2.5%



Myanmar Situation

Data as reported by States and Regions by 10 November 2020

Total Tested-755,557

63,241

Confirmed Cases

47,411

Discharged

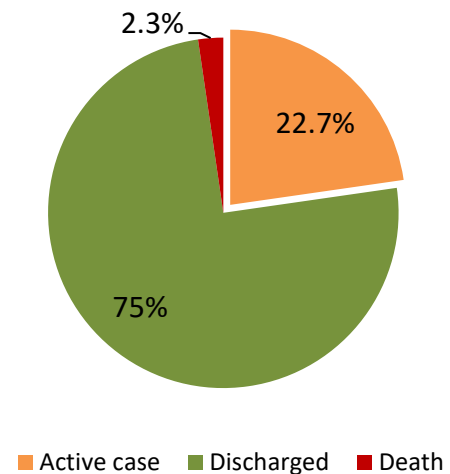
692,316

Negative

1,461

Death

Current Situation of Confirmed cases (23.3.2020-10.11.2020), n=63,241



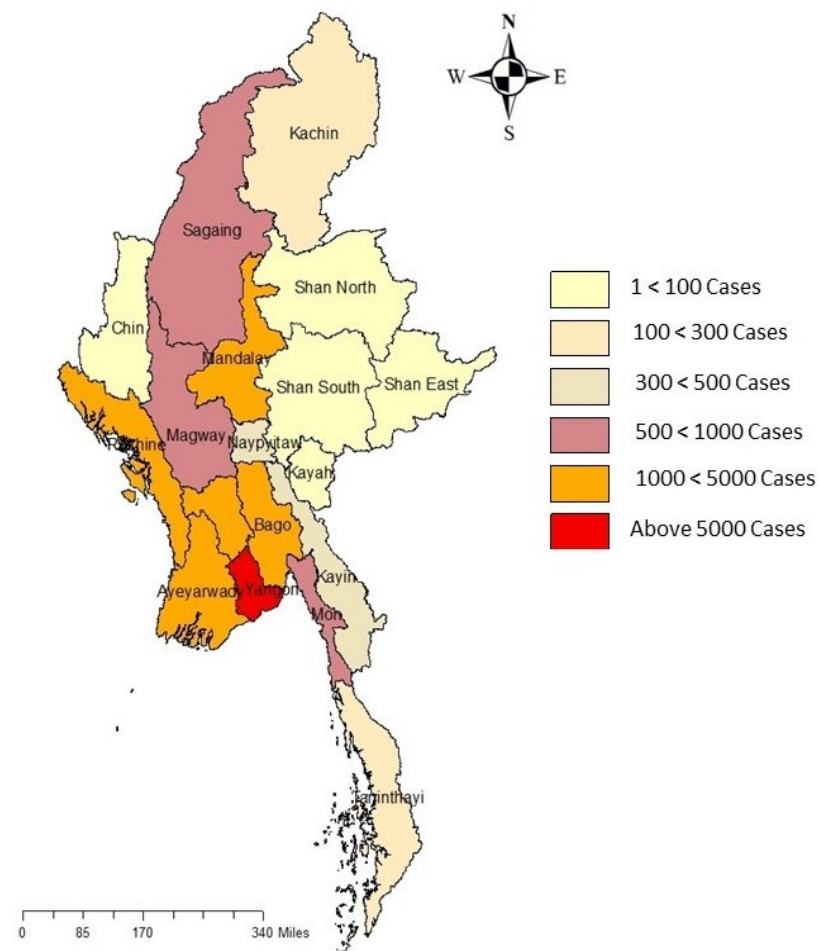
COVID-19 confirmed cases by two phases (23.3.2020 – 10-11-2020), n=63,241

Date	Local transmission		Imported		Total cases	Total Death
	No. of cases	Death	No. of case	Death		
(23.3.2020-15.8.2020)	161	5	213	1	374	6
(16.8.2020-10.11.2020)	62688	1455	179	-	62867	1455
Total	62849	1460	392	1	63241	1461

COVID-19 confirmed cases and death by State/Region (23.3.2020 – 10-11-2020), n=63,241

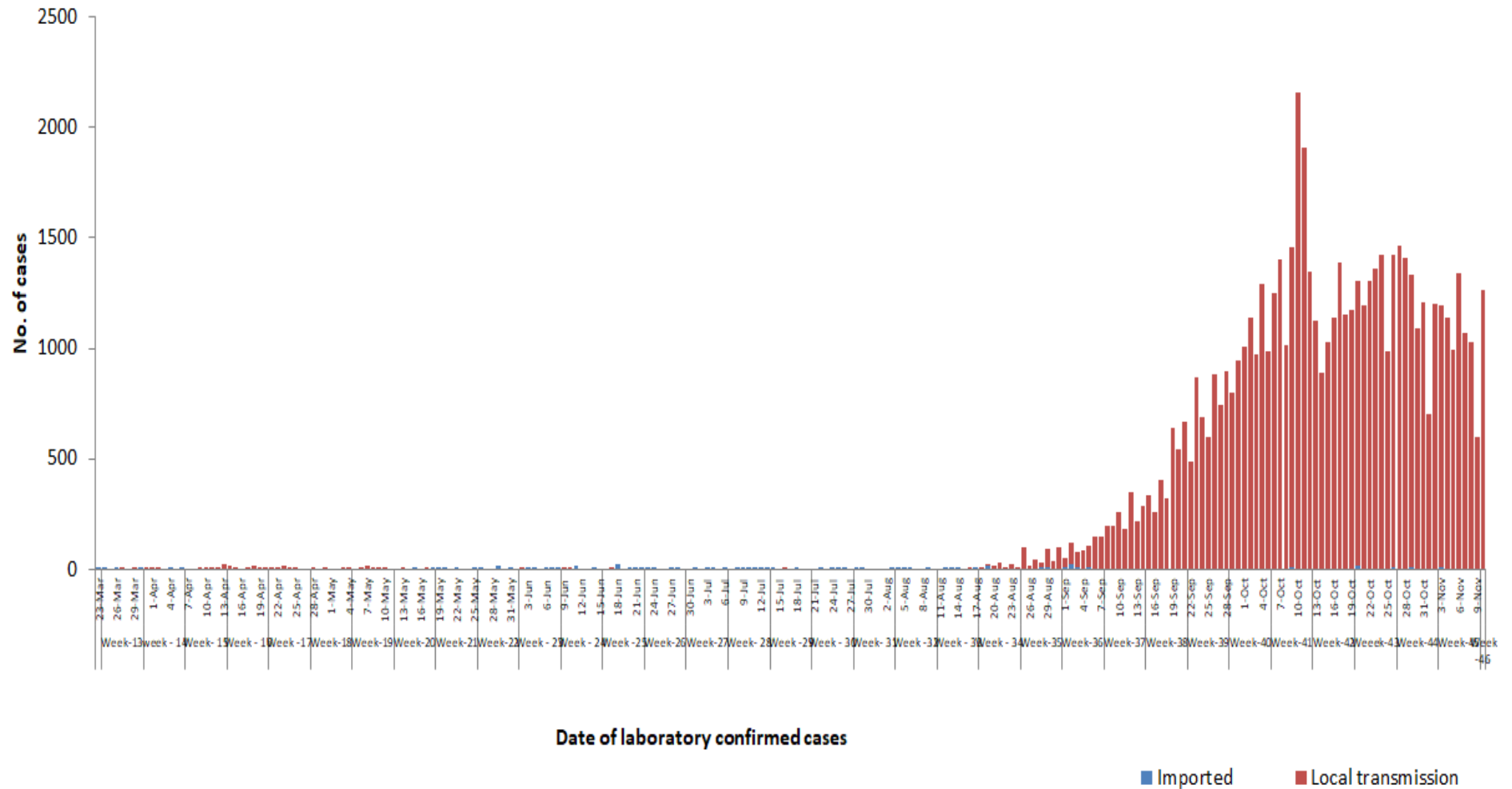
No	State/Region	COVID –19 Confirmed case	New confirmed cases within 24 hours	Deaths
1	Yangon	49,033	924	1,395
2	Bago	3,225	40	4
3	Rakhine	3,102	58	20
4	Mandalay	2,711	101	12
5	Ayeyarwaddy	1,647	57	7
6	Magway	919	47	1
7	Mon	734	10	10
8	Sagaing	523	17	1
9	Kayin	391	3	6
10	Naypyitaw	313	3	3
11	Thanintharyi	256	4	-
12	Kachin	144	-	-
13	Shan (South)	104	1	1
14	Chin	73	1	1
15	Shan (North)	44	-	-
16	Shan (East)	15	-	-
17	Kayah	7	-	-
Total		63,241	1,266	1,461

Map showing COVID-19 laboratory confirmed cases

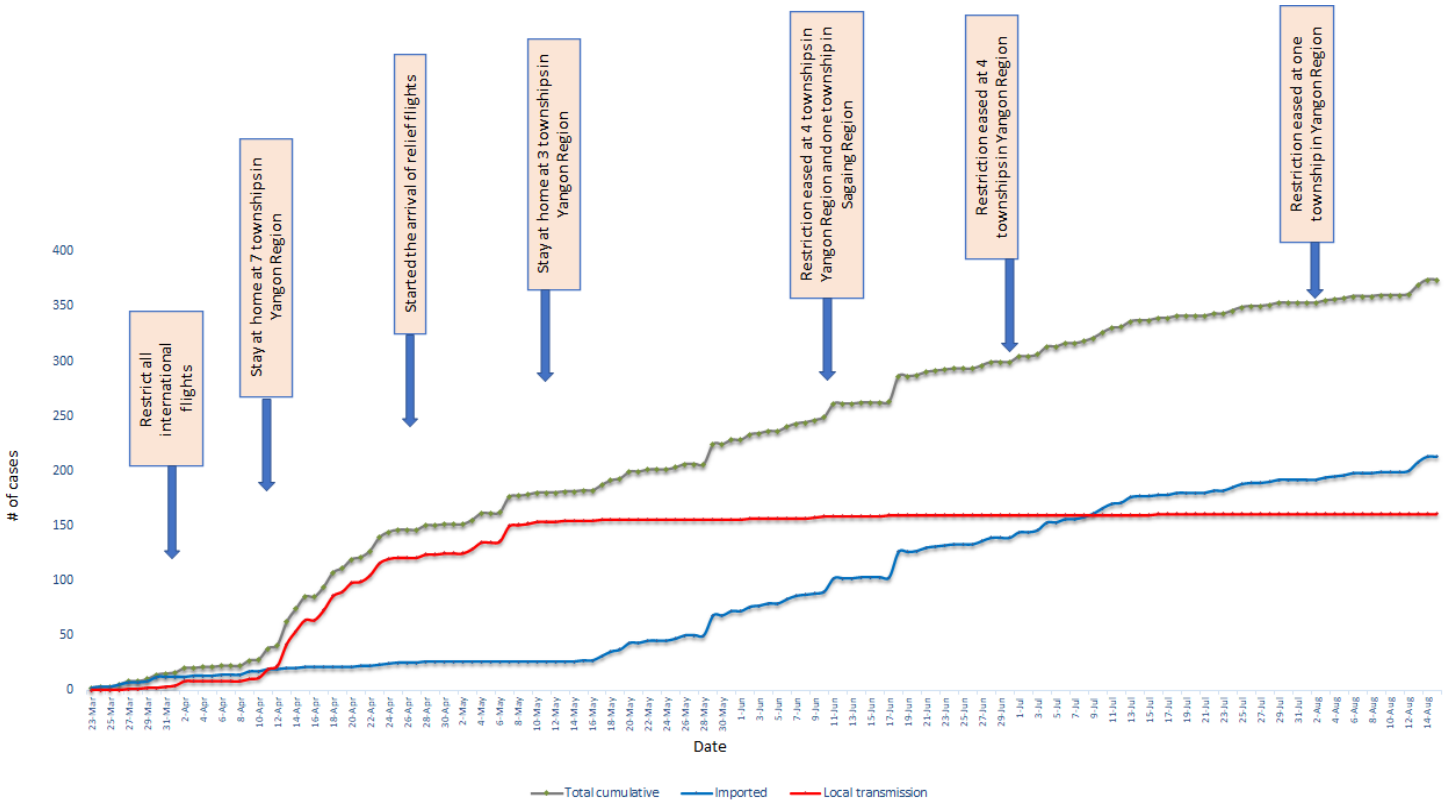


*No. of new cases by State and Region are counted according to epidemiology situation

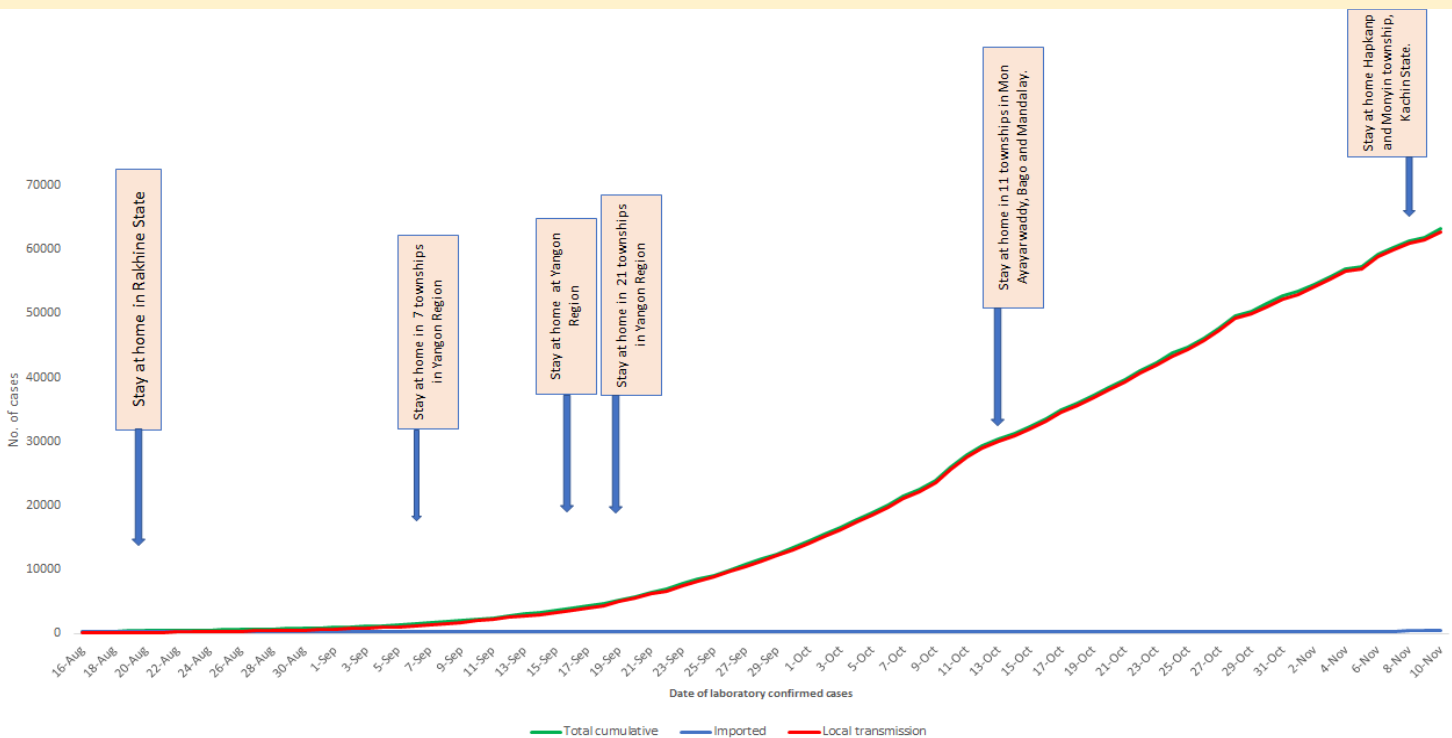
COVID-19 confirmed cases by types of transmissions (as of 10.11.2020) n=63,241



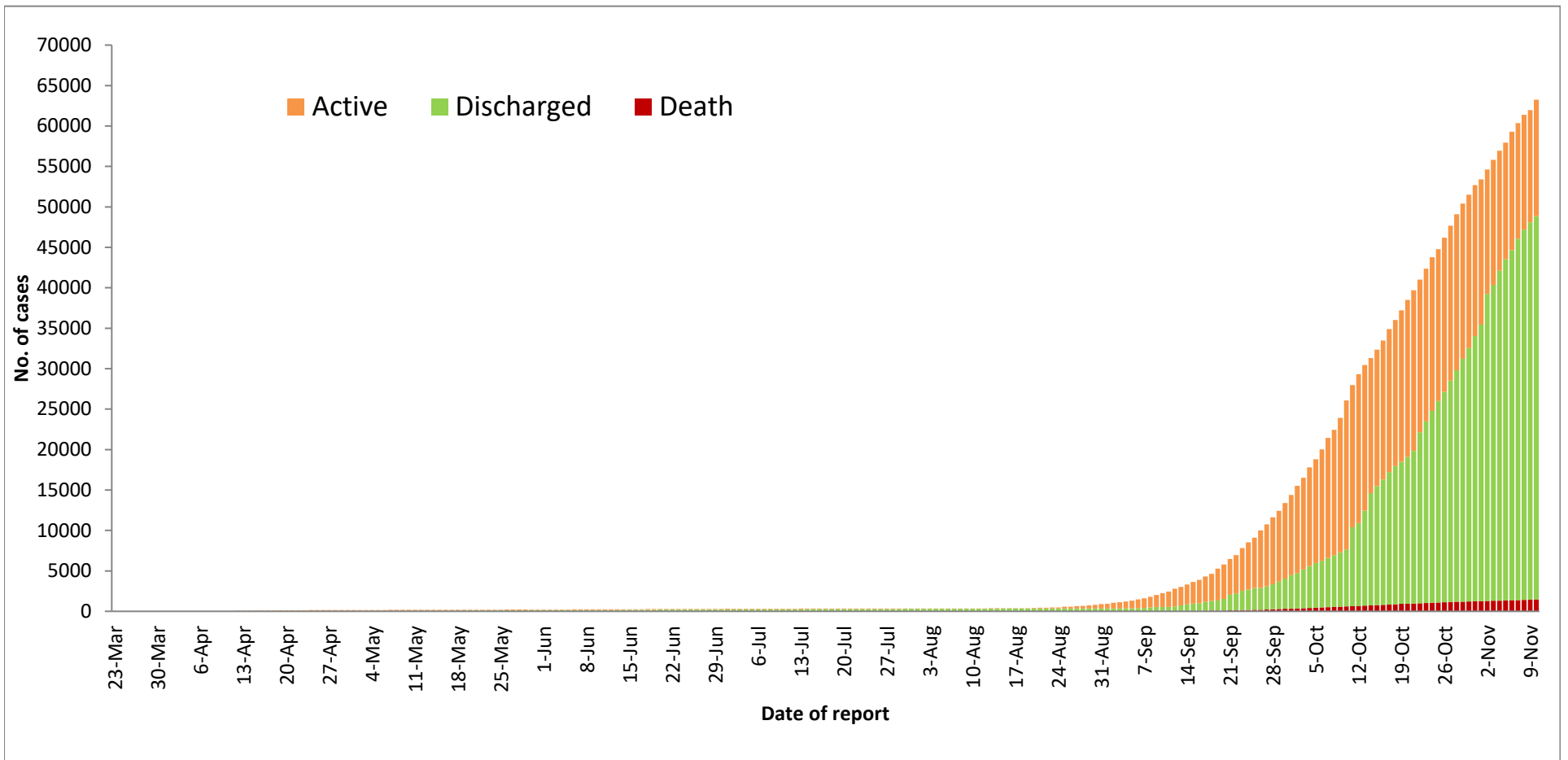
Total cumulative number of cases, imported and local transmission cases by date (23.3.2020- 15.8.2020), n= 374



Total cumulative number of cases, imported and local transmission cases by date (16.8.2020- 10.11.2020)



Cumulative Number of active confirmed cases, discharged and deaths (23.3.2020 – 10.11.2020), n (cumulative)=63,241



* Discharged criteria for COVID-19 patients was changed on 10.10.2020

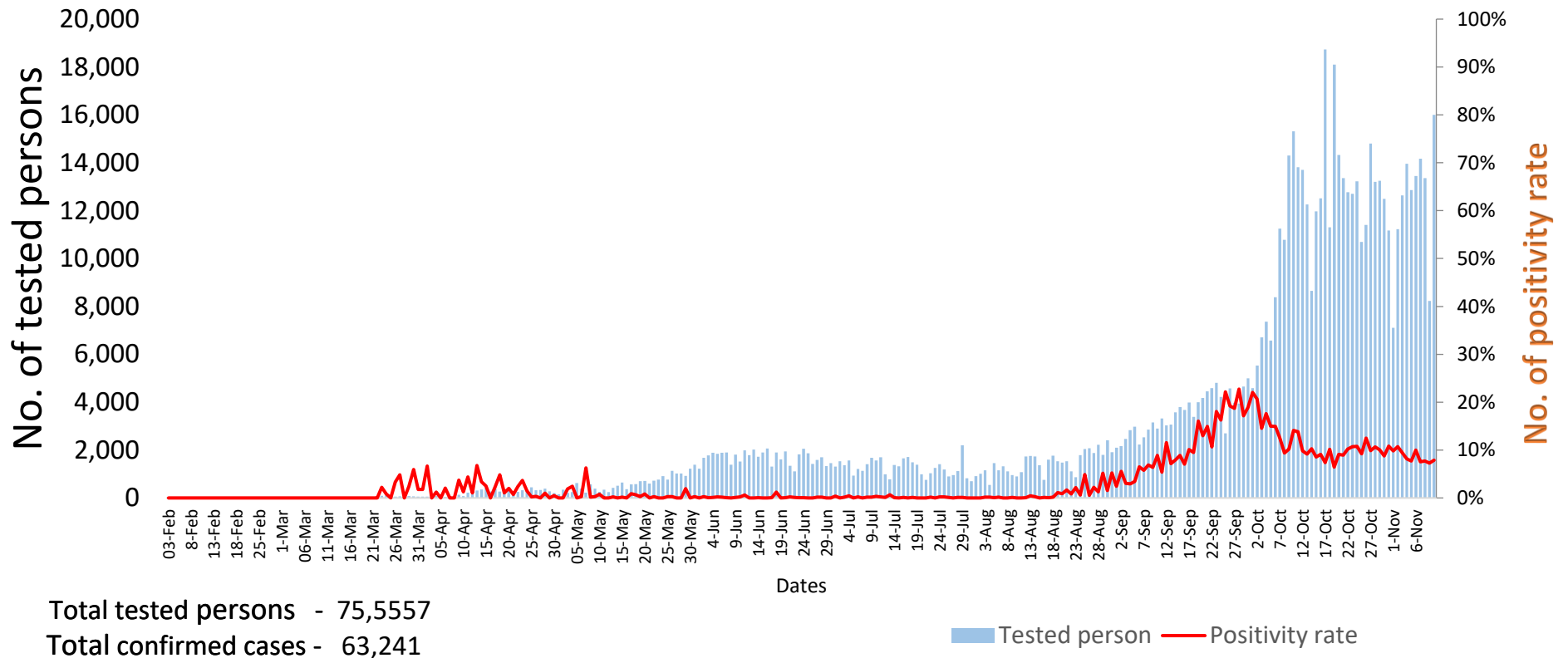
Summary of current situation		
Type	New (9.11.2020-10.11.2020)	Total (on 10.11.2020)
Suspected and Person Under Investigation (PUI)	519	1,585
Hospital Quarantine	19	211
Facility Quarantine	3,836	49,150

Person under Investigation (PUI) by State/Region hospitals (31.1.2020 – 10.11.2020) n= 36,224	No. of Facility Quarantine sites and Quarantined people on 10.11.2020
---	---

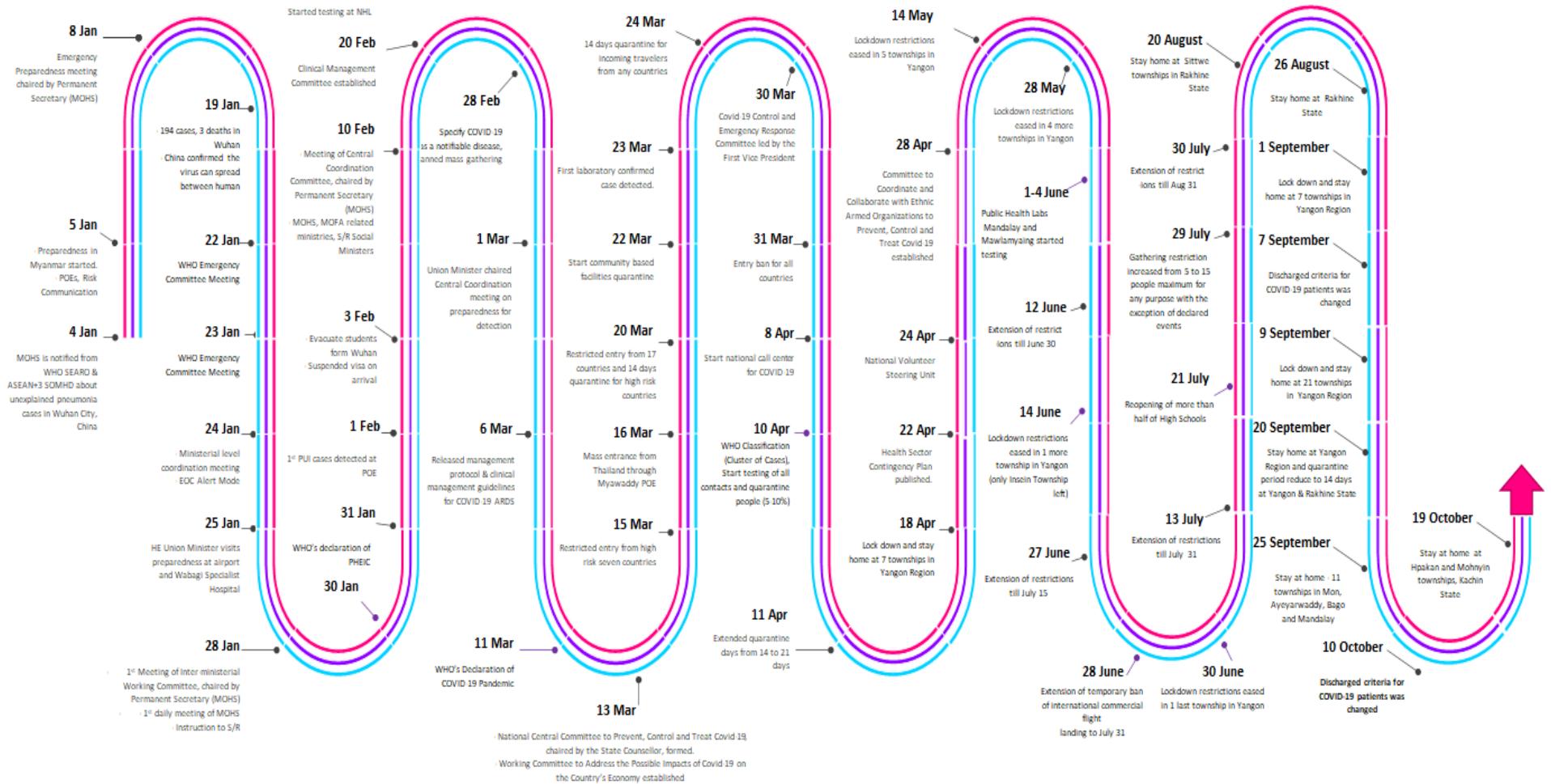
No.	State/Region	PUI	No.	State/Region	No. of facilities	Total no. of quarantine
1	Yangon	25117	1	Ayeyarwaddy	1,476	14,815
2	Mandalay	4497	2	Yangon	323	8,332
3	Mon	1070	3	Bago	945	5,992
4	Ayeyarwaddy	849	4	Sagaing	839	3,406
5	Kayin	769	5	Mandalay	139	3,404
6	Rakhine	667	6	Magway	447	2,326
7	Magway	658	7	Kachin	197	1,700
8	Bago	653	8	Naypyitaw	6	1,564
9	Shan (N)	453	9	Shan South	118	1,551
10	Thanintharyi	389	10	Kayin	268	1,432
11	Naypyitaw	223	11	Rakhine	271	1,418
12	Sagaing	217	12	Tanintharyi	153	1,080
13	Shan (E)	185	13	Mon	19	775
14	Shan (S)	175	14	Shan North	418	753
15	Kachin	121	15	Kayah	13	310
16	Kayah	97	16	Chin	20	259
17	Chin	84	17	Shan East	20	33
Total		36,224	Total		5,672	49,150

*Facility quarantine rule changed from 21 days to 14 days on 11-9-2020 while 7 days home quarantine rule remain unchanged.

COVID-19 positivity rate by date (as of 10.11.2020)



Timeline of Preparedness and Response to COVID-19 in Myanmar (as of 10.11.2020)



Hotline Number — 0673 420 268

Data source - CEU, DMS, NHL, PHL (MDY and MLM), DMR, DSGH, State and Region Health Departments