



Ministry of Health and Sports (Myanmar)

Department of Public Health

Central Epidemiology Unit

(10 November 2020)

Situation Report -217

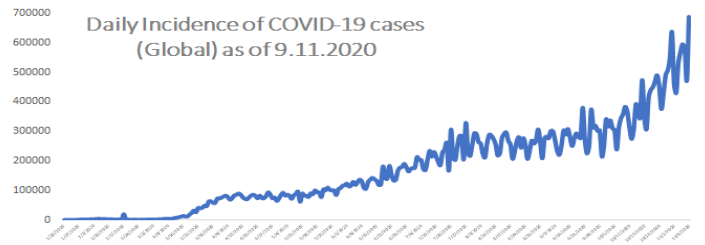
Coronavirus Disease 2019 (COVID-19)

WHO Coronavirus Disease (COVID-19) Dashboard data as of 2:46 PM CEST 9 November 2020

Confirmed cases
50,266,033

Deaths
1,254,567

Case Fatality Rate
2.5%



Myanmar Situation

Data as reported by States and Regions by 9 November 2020

Total Tested-739,557

61,975

Confirmed Cases

46,661

Discharged

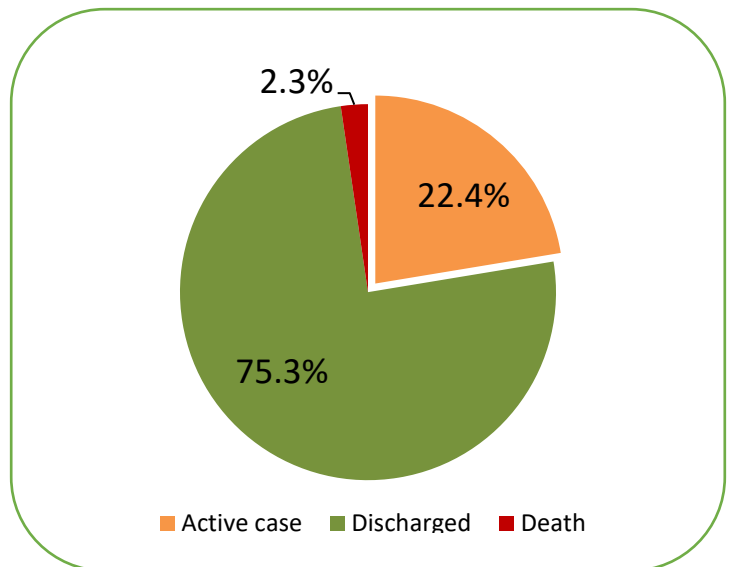
677,582

Negative

1,437

Death

Current Situation of Confirmed cases (23.3.2020-9.11.2020), n=61,377



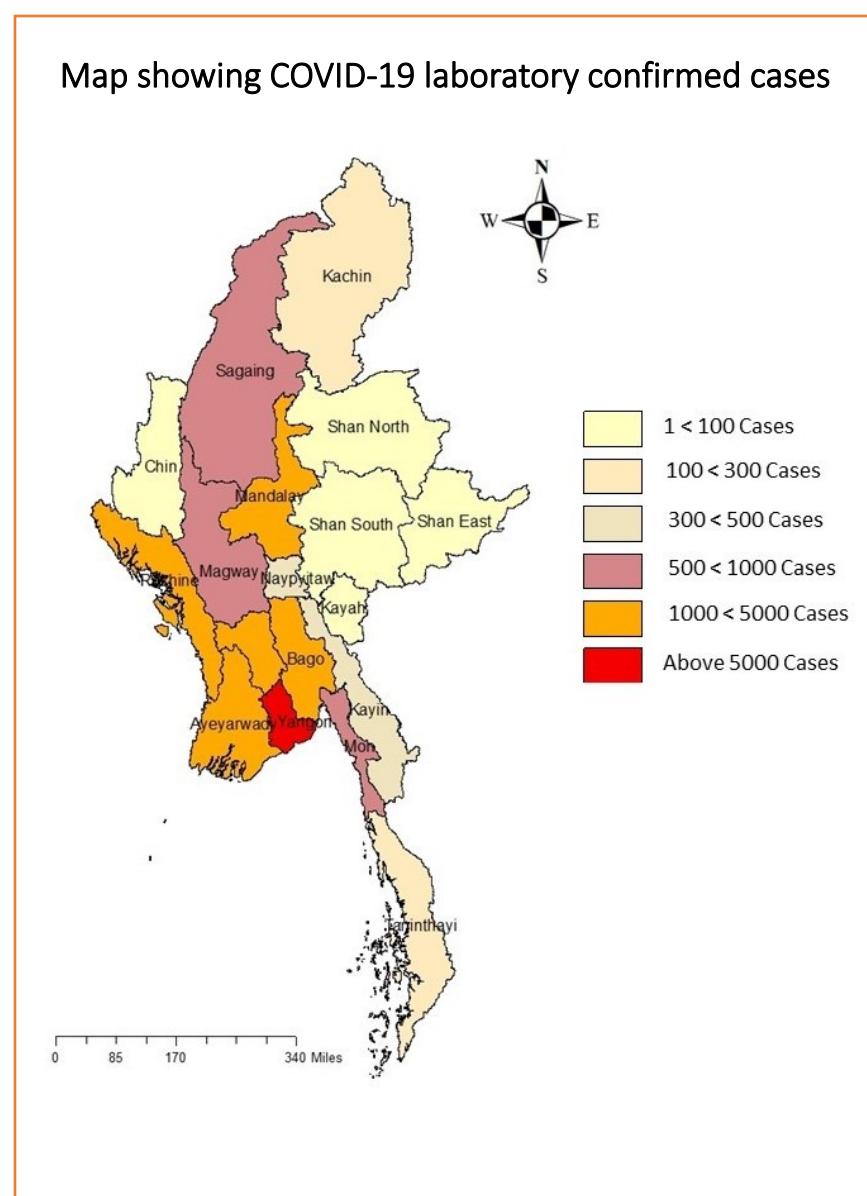
COVID-19 confirmed cases by two phases (23.3.2020 – 9-11-2020), n=61,975

Date	Local transmission		Imported		Total cases	Total Death
	No. of cases	Death	No. of case	Death		
(23.3.2020-15.8.2020)	161	5	213	1	374	6
(16.8.2020-9.11.2020)	61423	1431	178	-	61601	1431
Total	61584	1436	391	1	61975	1437

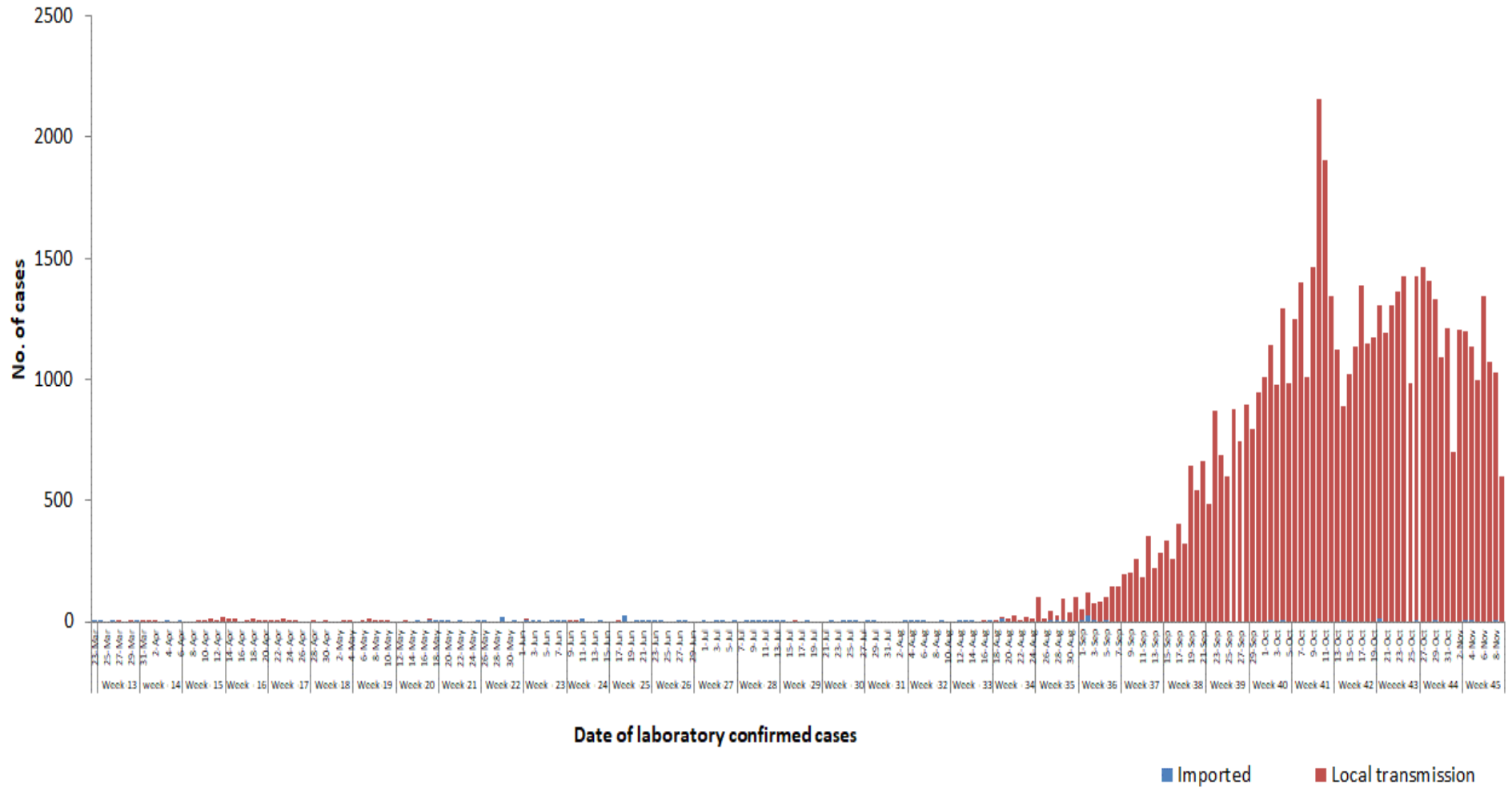
COVID-19 confirmed cases and death by State/Region (23.3.2020 – 9-11-2020), n=61,975

No	State/Region	COVID –19 Confirmed case	New confirmed cases within 24 hours	Deaths
1	Yangon	48,109	443	1,374
2	Bago	3,185	11	4
3	Rakhine	3,044	29	19
4	Mandalay	2,610	50	10
5	Ayeyarwaddy	1,590	24	7
6	Magway	872	15	1
7	Mon	724	9	10
8	Sagaing	506	3	1
9	Kayin	388	6	6
10	Naypyitaw	310	2	3
11	Thanintharyi	252	-	-
12	Kachin	144	1	-
13	Shan (South)	103	3	1
14	Chin	72	1	1
15	Shan (North)	44	1	-
16	Shan (East)	15	-	-
17	Kayah	7	-	-
Total		61,975	598	1,437

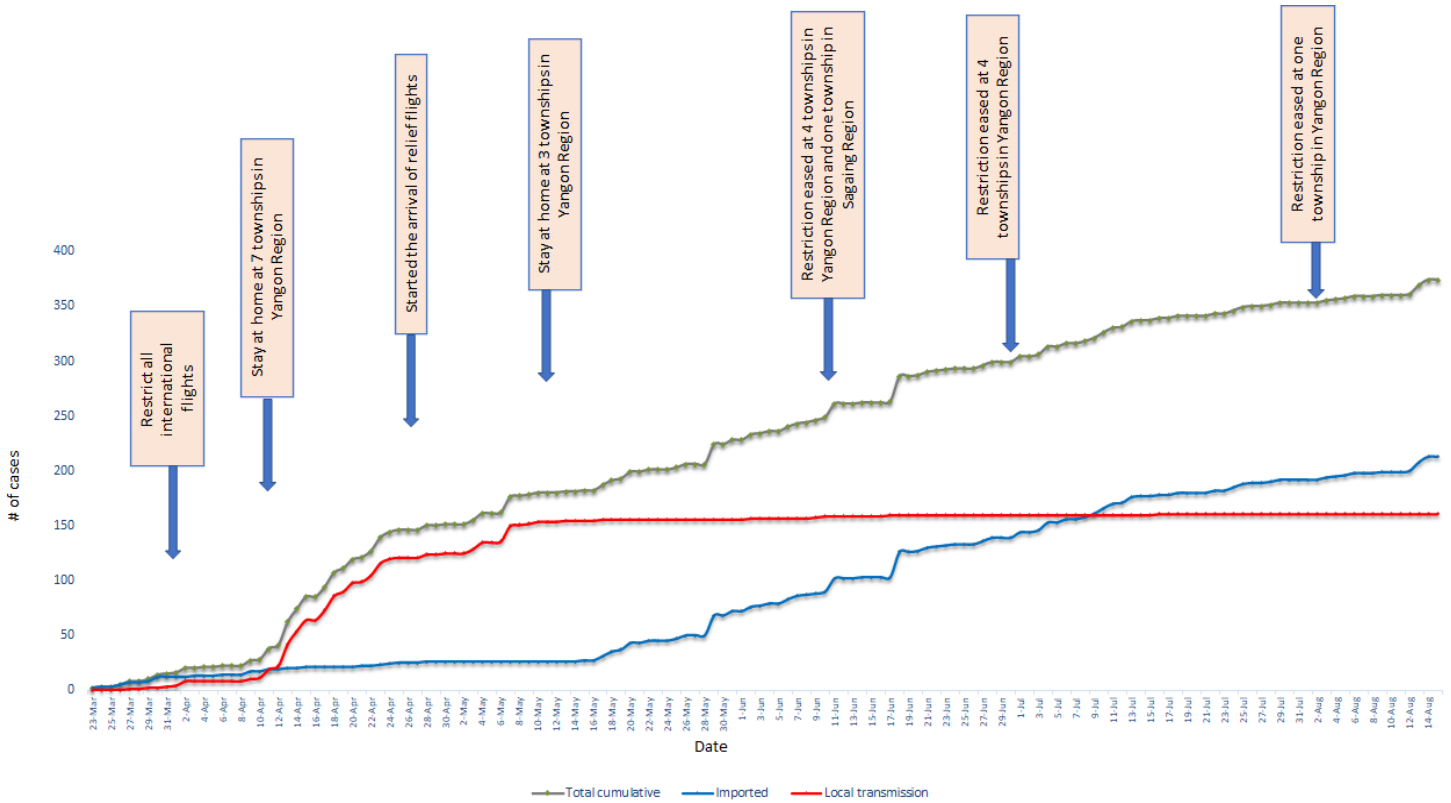
*No. of new cases by State and Region are counted according to epidemiology situation



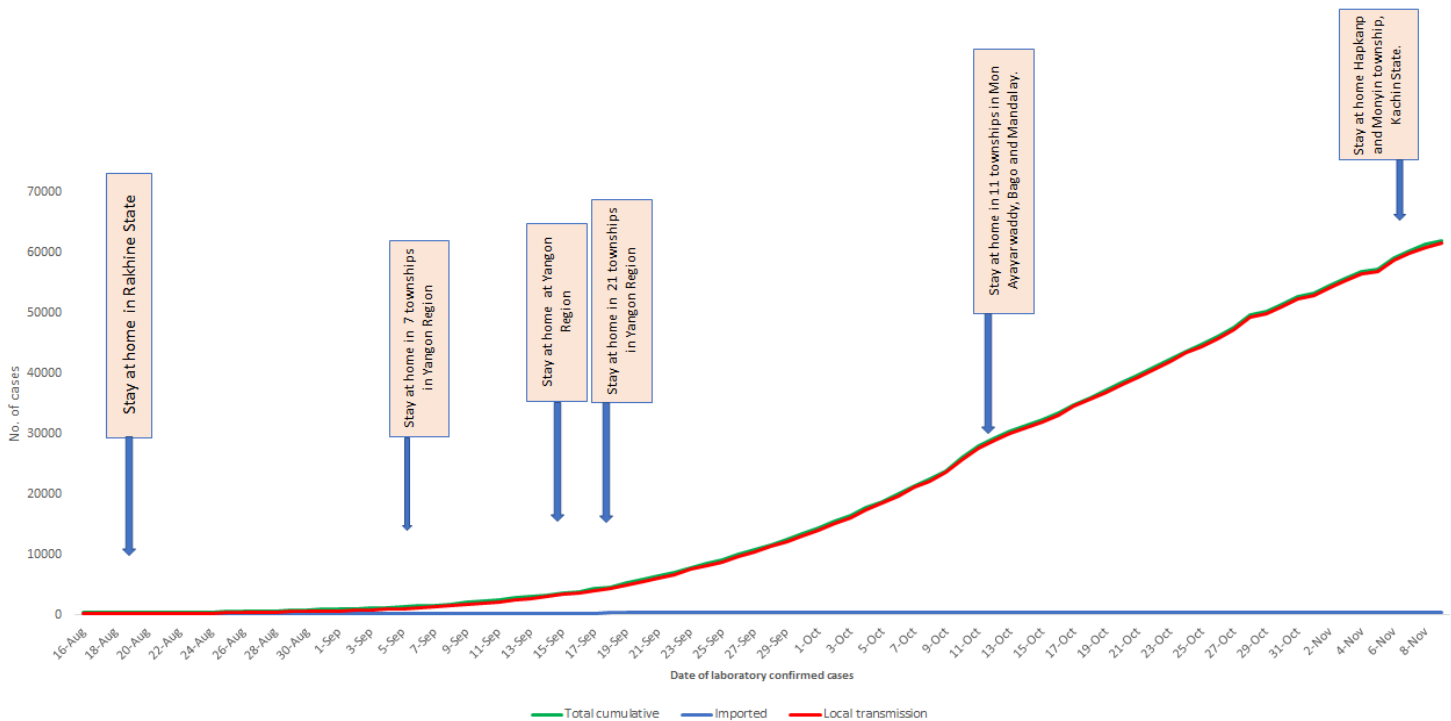
COVID-19 confirmed cases by types of transmissions (as of 9.11.2020) n=61,975



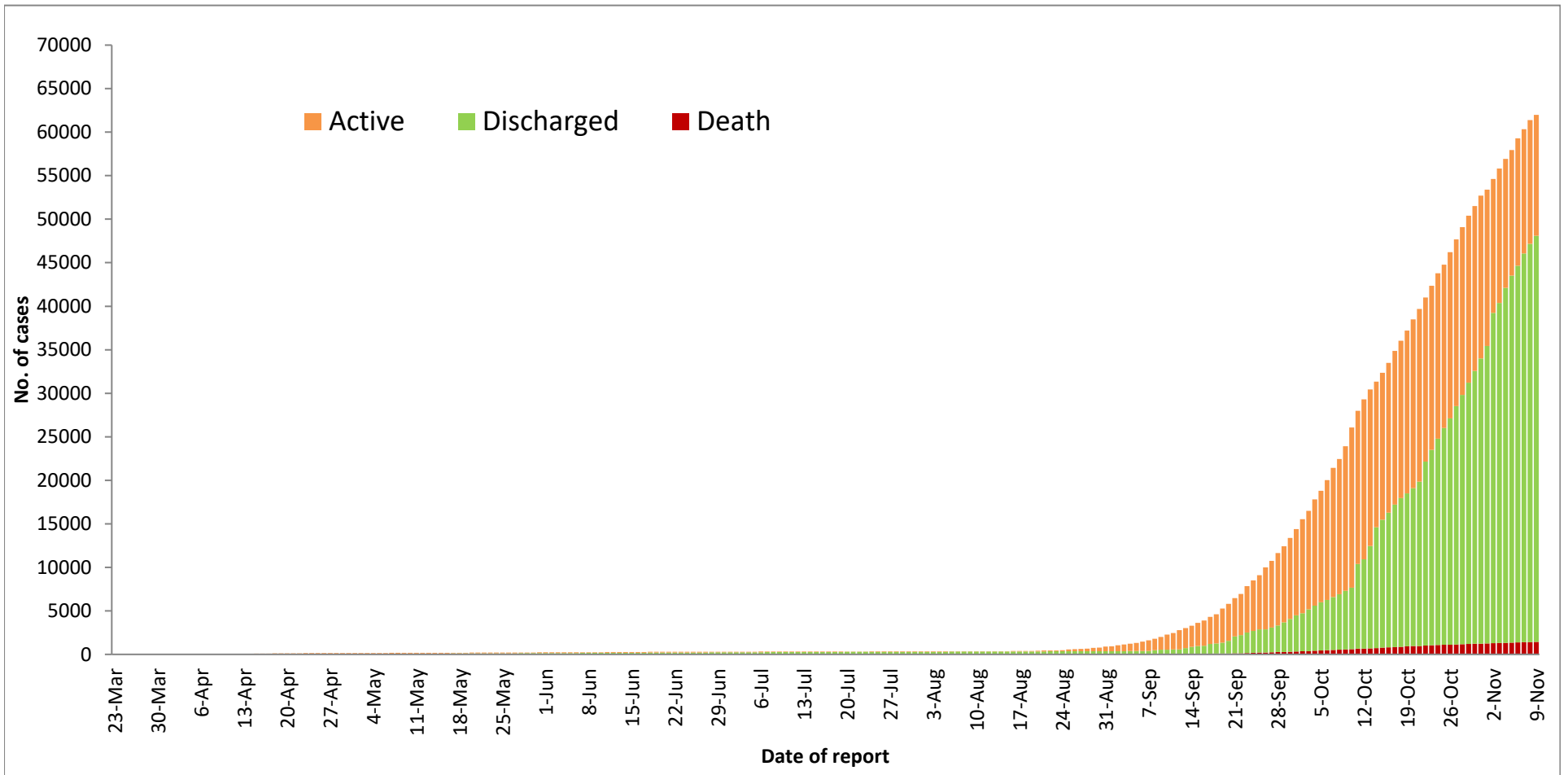
Total cumulative number of cases, imported and local transmission cases by date (23.3.2020- 15.8.2020), n= 374



Total cumulative number of cases, imported and local transmission cases by date (16.8.2020- 9.11.2020)



Cumulative Number of active confirmed cases, discharged and deaths (23.3.2020 – 9.11.2020), n (cumulative)=61,975



* Discharged criteria for COVID-19 patients was changed on 10.10.2020

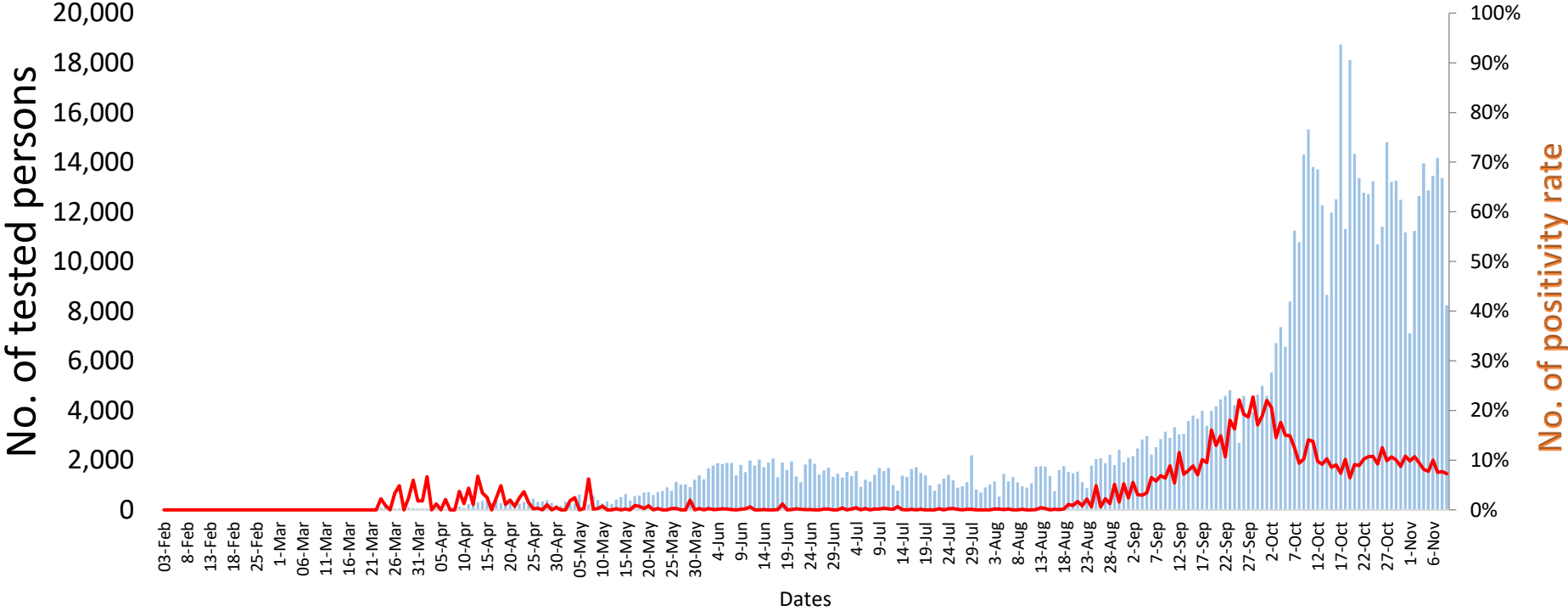
Summary of current situation		
Type	New (8.11.2020-9.11.2020)	Total (on 9.11.2020)
Suspected and Person Under Investigation (PUI)	316	1,578
Hospital Quarantine	7	214
Facility Quarantine	3,856	48,158

Person under Investigation (PUI) by State/Region hospitals (31.1.2020 – 9.11.2020) n= 35,705	No. of Facility Quarantine sites and Quarantined people on 9.11.2020
--	--

No.	State/Region	PUI	No.	State/Region	No. of facilities	Total no. of quarantine
1	Yangon	24748	1	Ayeyarwaddy	1,476	14,251
2	Mandalay	4415	2	Yangon	321	8,389
3	Mon	1066	3	Bago	948	5,671
4	Ayeyarwaddy	834	4	Mandalay	153	3,468
5	Kayin	762	5	Sagaing	839	3,393
6	Rakhine	662	6	Magway	447	2,326
7	Magway	652	7	Kachin	197	1,756
8	Bago	646	8	Naypyitaw	6	1,574
9	Shan (N)	450	9	Shan South	118	1,518
10	Thanintharyi	378	10	Rakhine	272	1,403
11	Naypyitaw	220	11	Kayin	270	1,329
12	Sagaing	214	12	Tanintharyi	153	1,050
13	Shan (E)	185	13	Shan North	418	753
14	Shan (S)	174	14	Mon	19	692
15	Kachin	120	15	Kayah	13	311
16	Kayah	97	16	Chin	20	244
17	Chin	82	17	Shan East	20	30
Total		35,705	Total		5,690	48,158

*Facility quarantine rule changed from 21 days to 14 days on 11-9-2020 while 7 days home quarantine rule remain unchanged.

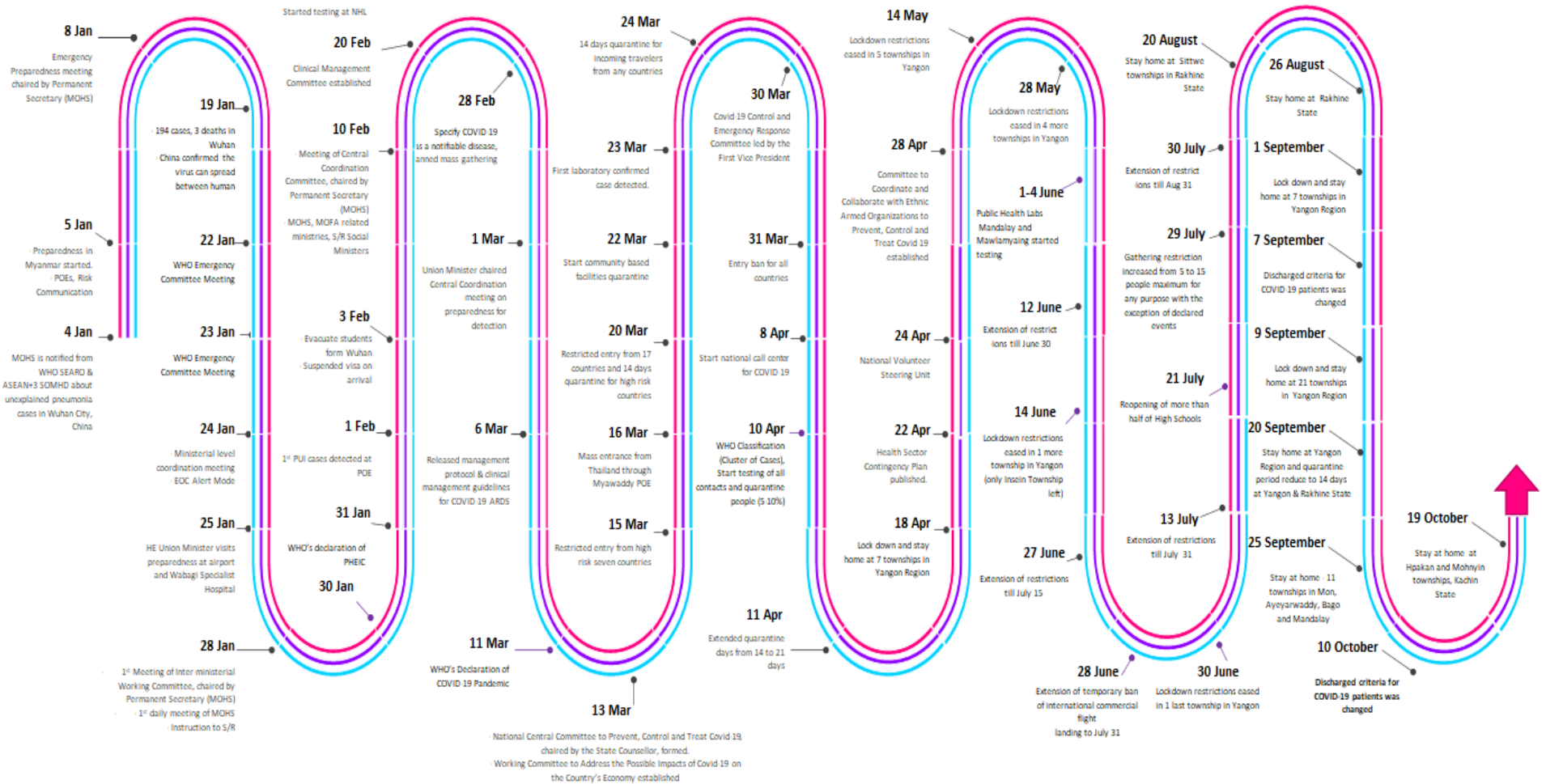
COVID-19 positivity rate by date (as of 9.11.2020)



Total tested persons - 739,557
 Total confirmed cases - 61,975

Tested person Positivity rate

Timeline of Preparedness and Response to COVID-19 in Myanmar (as of 9.11.2020)



Hotline Number — 0673 420 268

Data source - CEU, DMS, NHL, PHL (MDY and MLM), DMR, DSGH, State and Region Health Departments