



Ministry of Health and Sports (Myanmar)

Department of Public Health

Central Epidemiology Unit

(9 November 2020)

Situation Report -216

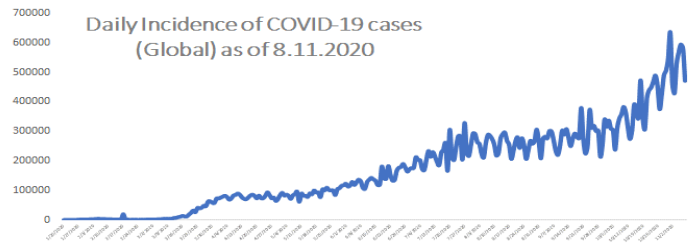
Coronavirus Disease 2019 (COVID-19)

WHO Coronavirus Disease (COVID-19) Dashboard data as of 4:07 PM CEST 8 November 2020

Confirmed cases
49,578,590

Deaths
1,245,717

Case Fatality Rate
2.5%



Myanmar Situation

Data as reported by States and Regions by 8 November 2020

Total Tested-731,327

61,337

Confirmed Cases

45,756

Discharged

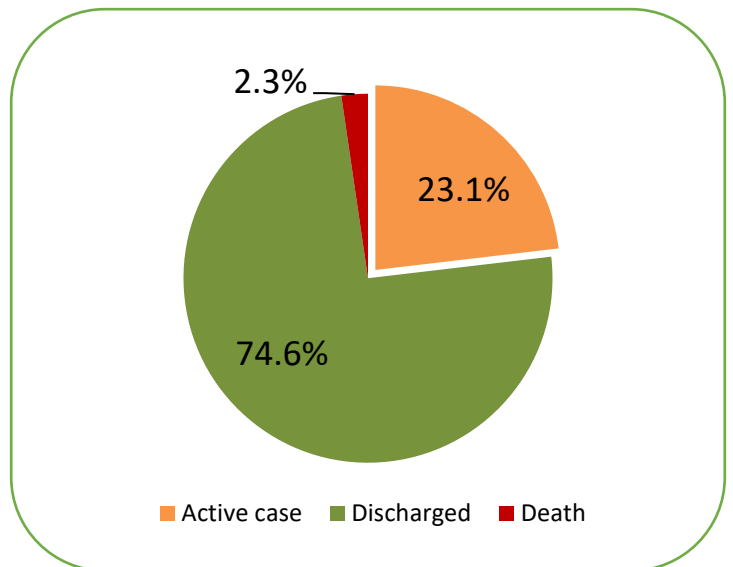
669,950

Negative

1,420

Death

Current Situation of Confirmed cases (23.3.2020-8.11.2020), n=61,377



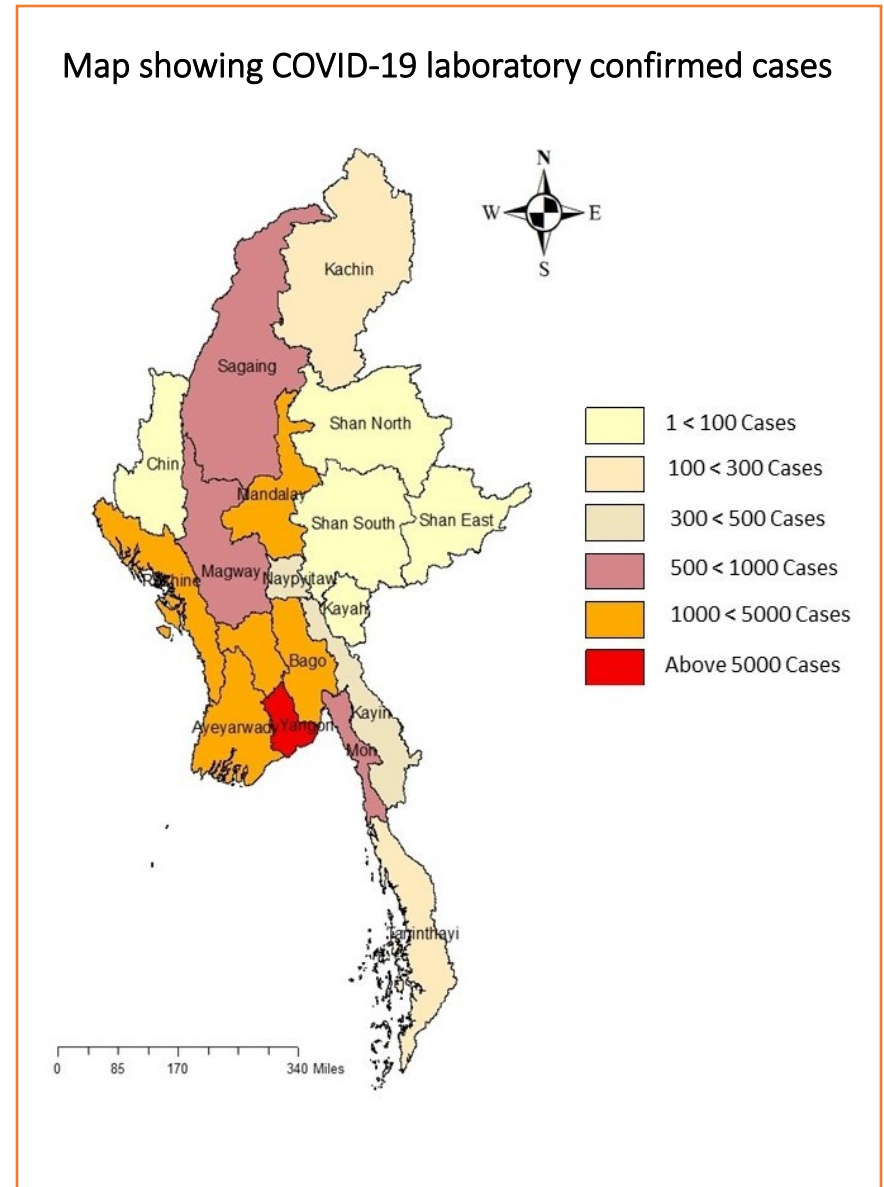
COVID-19 confirmed cases by two phases (23.3.2020 – 8-11-2020), n=61,377

Date	Local transmission		Imported		Total cases	Total Death
	No. of cases	Death	No. of case	Death		
(23.3.2020-15.8.2020)	161	5	213	1	374	6
(16.8.2020-8.11.2020)	60825	1414	178	-	61003	1414
Total	60986	1419	391	1	61377	1420

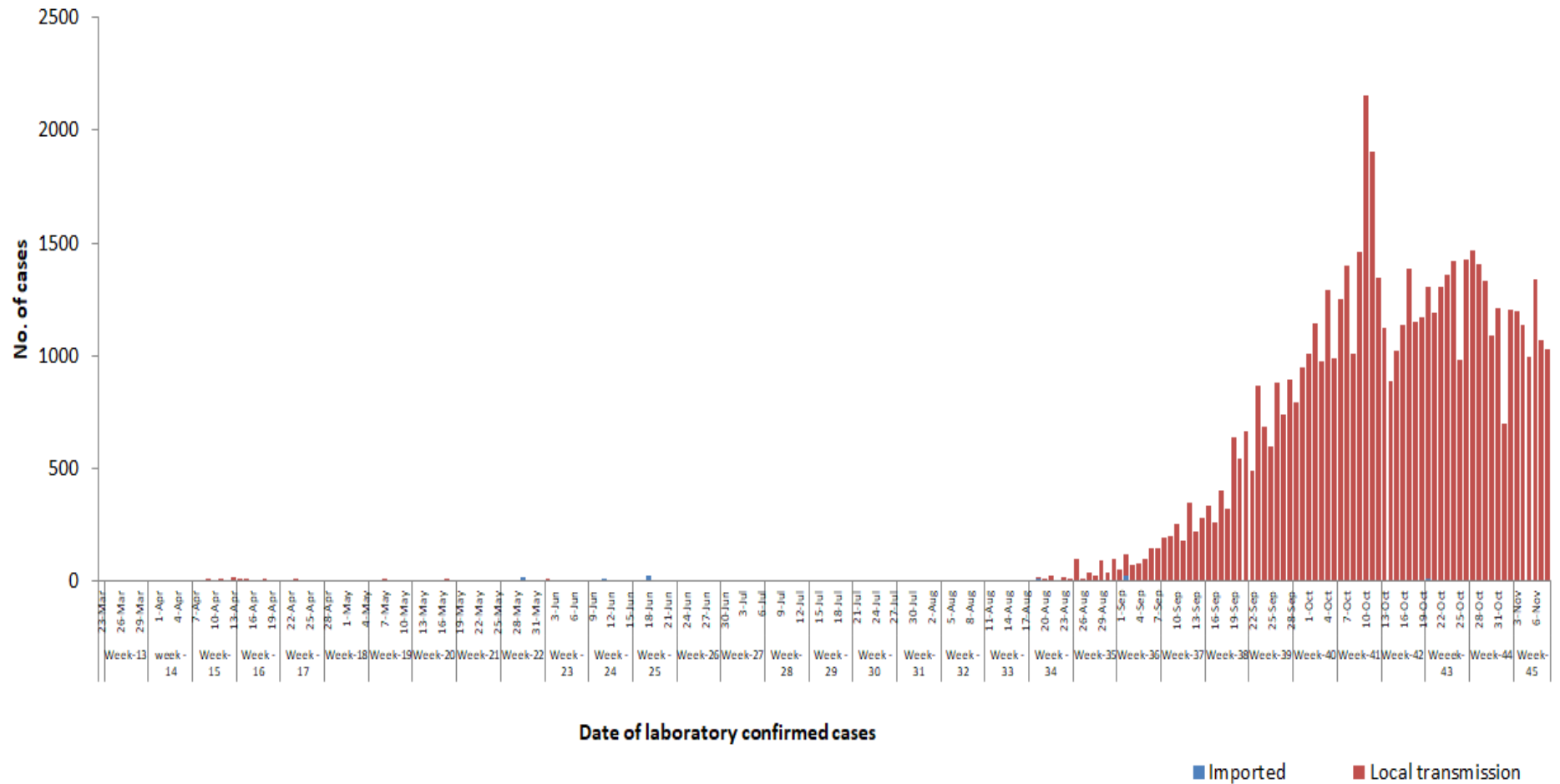
COVID-19 confirmed cases and death by State/Region (23.3.2020 – 8-11-2020), n=61,377

No	State/Region	COVID –19 Confirmed case	New confirmed cases within 24 hours	Deaths
1	Yangon	47,666	698	1,357
2	Bago	3,174	37	4
3	Rakhine	3,015	17	19
4	Mandalay	2,560	111	10
5	Ayeyarwaddy	1,566	111	7
6	Magway	857	36	1
7	Mon	715	6	10
8	Sagaing	503	3	1
9	Kayin	382	3	6
10	Naypyitaw	308	2	3
11	Thanintharyi	252	1	-
12	Kachin	143	-	-
13	Shan (South)	100	2	1
14	Chin	71	-	1
15	Shan (North)	43	2	-
16	Shan (East)	15	-	-
17	Kayah	7	-	-
Total		61,377	1,029	1,420

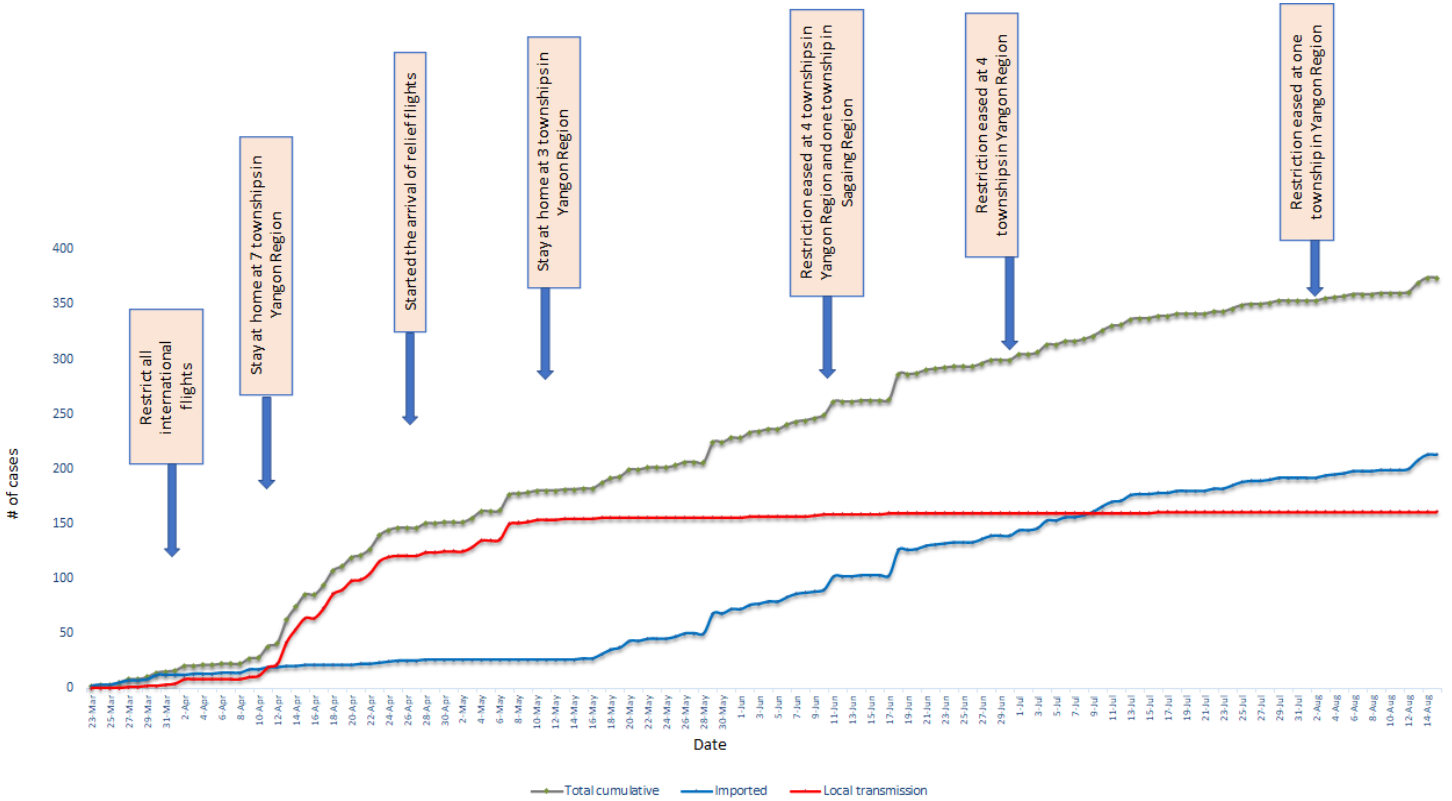
*No. of new cases by State and Region are counted according to epidemiology situation



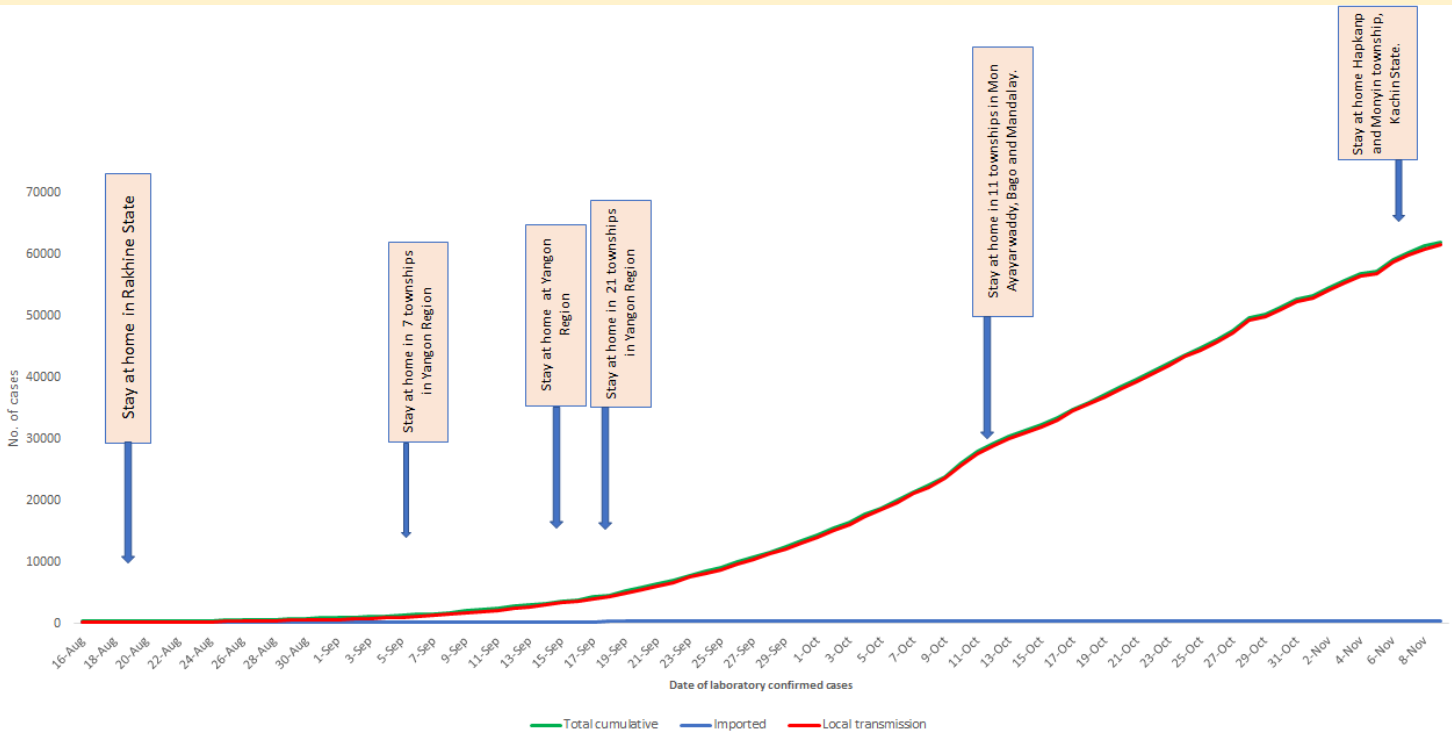
COVID-19 confirmed cases by types of transmissions (as of 8.11.2020) n=61,337



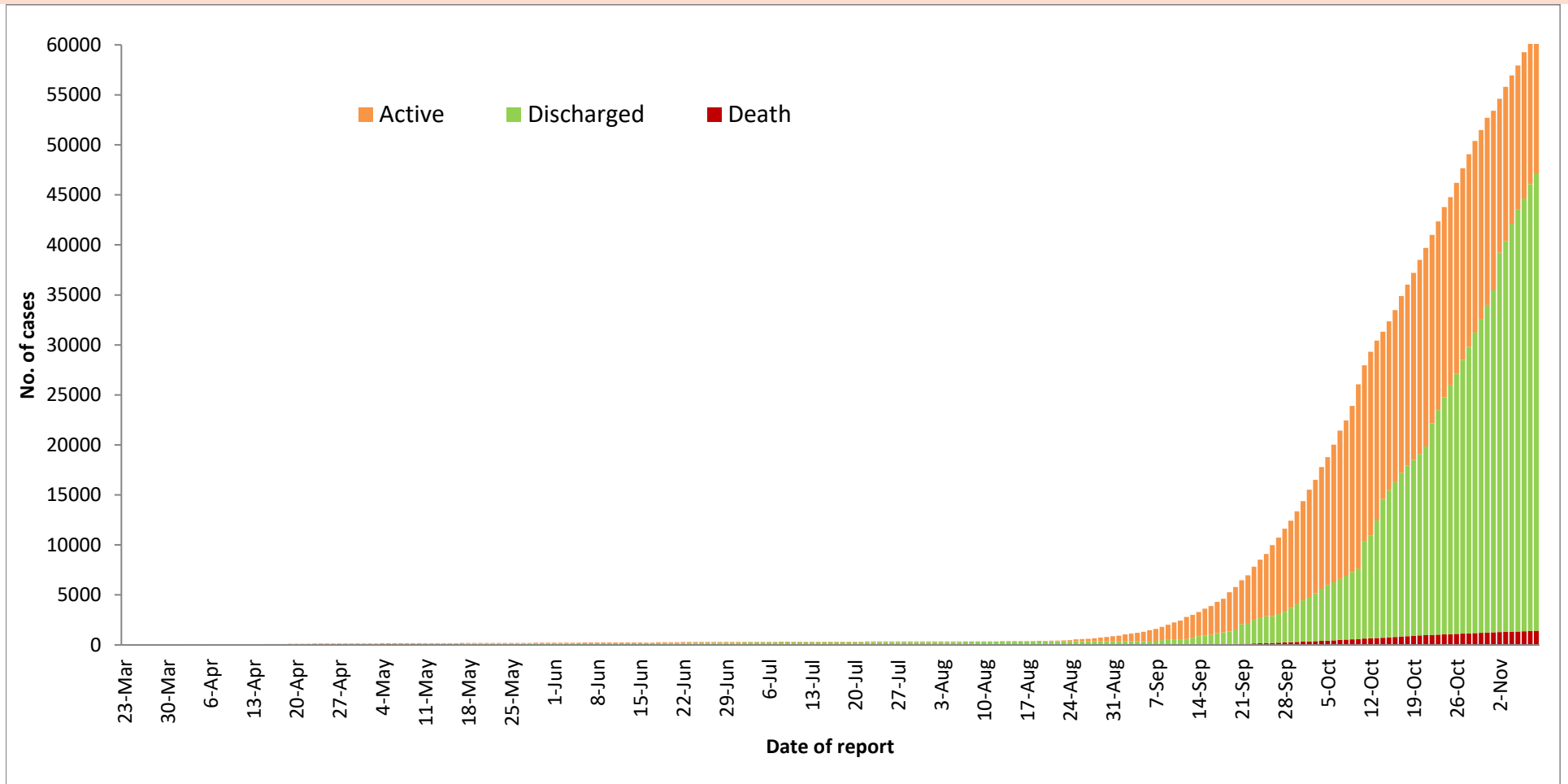
Total cumulative number of cases, imported and local transmission cases by date (23.3.2020- 15.8.2020), n= 374



Total cumulative number of cases, imported and local transmission cases by date (16.8.2020- 8.11.2020)



Cumulative Number of active confirmed cases, discharged and deaths (23.3.2020 – 8.11.2020), n (cumulative)=61,377



* Discharged criteria for COVID-19 patients was changed on 10.10.2020

Summary of current situation		
Type	New (7.11.2020-8.11.2020)	Total (on 8.11.2020)
Suspected and Person Under Investigation (PUI)	462	1,513
Hospital Quarantine	17	226
Facility Quarantine	5,654	49,072

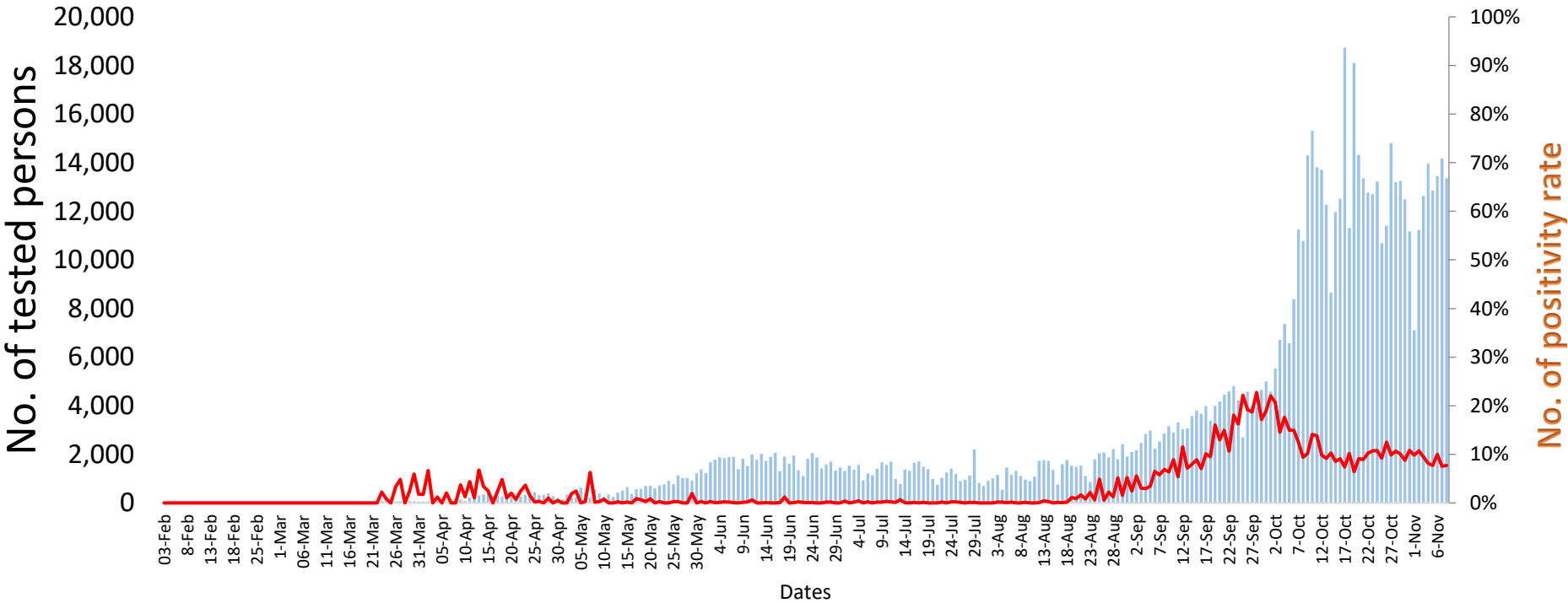
Person under Investigation (PUI) by State/Region hospitals (31.1.2020 – 8.11.2020) n= 35,3896

No. of Facility Quarantine sites and Quarantined people on 8.11.2020

No.	State/Region	PUI	No.	State/Region	No. of facilities	Total no. of quarantine
1	Yangon	24537	1	Ayeyarwaddy	1,455	14,145
2	Mandalay	4378	2	Yangon	319	9,356
3	Mon	1064	3	Bago	954	5,669
4	Ayeyarwaddy	805	4	Sagaing	839	3,392
5	Kayin	757	5	Mandalay	152	3,348
6	Rakhine	662	6	Magway	447	2,326
7	Magway	646	7	Kachin	215	1,756
8	Bago	640	8	Naypyitaw	6	1,529
9	Shan (N)	446	9	Shan South	118	1,425
10	Thanintharyi	370	10	Rakhine	281	1,407
11	Naypyitaw	217	11	Kayin	271	1,385
12	Sagaing	212	12	Tanintharyi	153	1,056
13	Shan (E)	184	13	Mon	16	902
14	Shan (S)	174	14	Shan North	418	763
15	Kachin	119	15	Kayah	13	341
16	Kayah	97	16	Chin	20	242
17	Chin	81	17	Shan East	20	30
Total		35,389	Total		5,697	49,072

*Facility quarantine rule changed from 21 days to 14 days on 11-9-2020 while 7 days home quarantine rule remain unchanged.

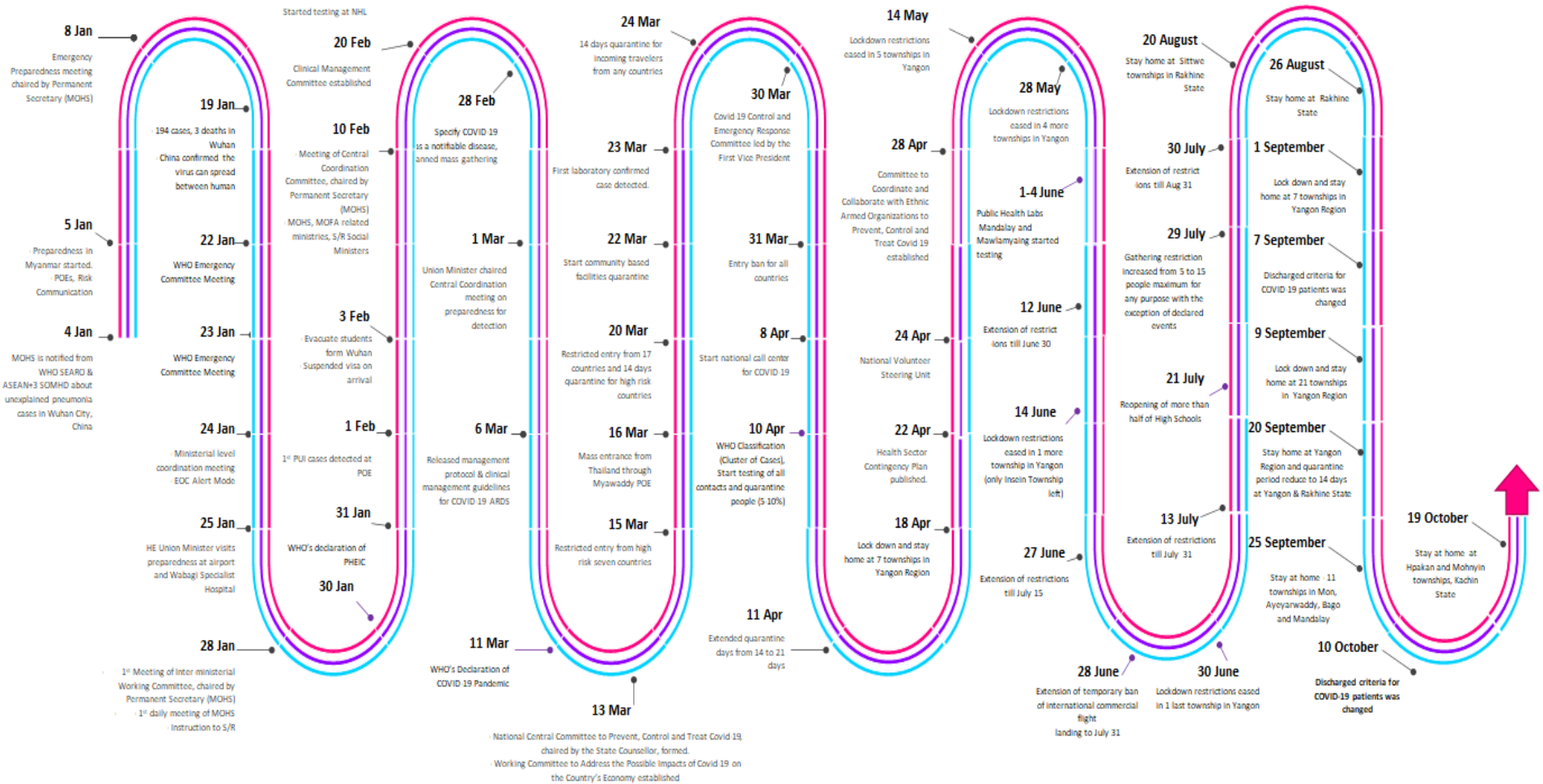
COVID-19 positivity rate by date (as of 8.11.2020)



Total tested persons - 731,327
 Total confirmed cases - 61,377

Tested person Positivity rate

Timeline of Preparedness and Response to COVID-19 in Myanmar (as of 8.11.2020)



Hotline Number — 0673 420 268

Data source - CEU, DMS, NHL, PHL (MDY and MLM), DMR, DSGH, State and Region Health Departments