



# Ministry of Health and Sports (Myanmar)

## Department of Public Health

### Central Epidemiology Unit

(7 November 2020)

Situation Report -214

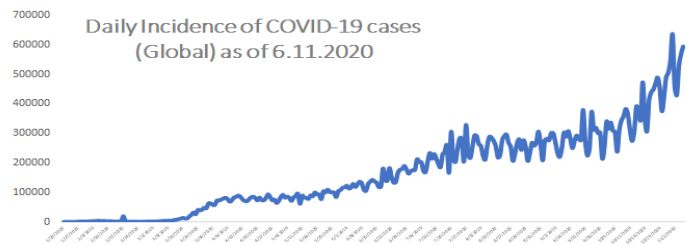
## Coronavirus Disease 2019 (COVID-19)

WHO Coronavirus Disease (COVID-19) Dashboard data as of 2:19 PM CEST 6 November 2020

**Confirmed cases**  
**48,525,153**

**Deaths**  
**1,230,887**

**Case Fatality Rate**  
**2.5%**



### Myanmar Situation

Data as reported by States and Regions by 6 November 2020

Total Tested-703,793

**59,277**

Confirmed Cases

**43,277**

Discharged

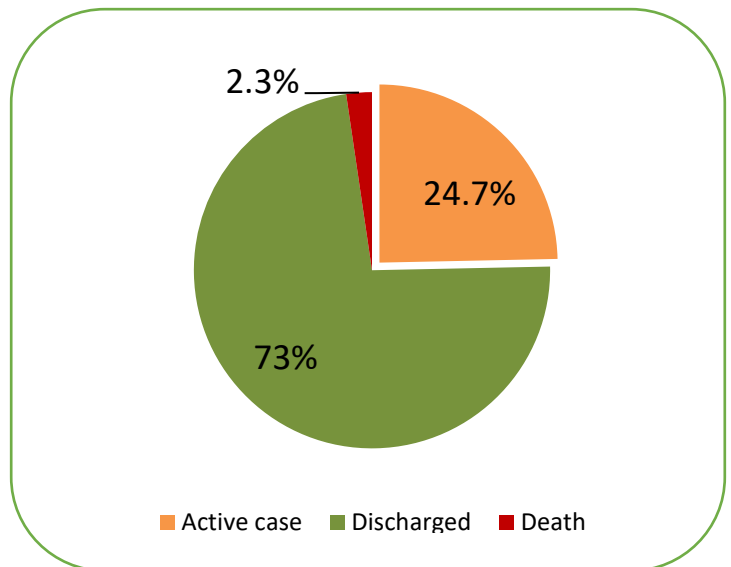
**644,516**

Negative

**1,376**

Death

Current Situation of Confirmed cases (23.3.2020-6.11.2020), n=59,277



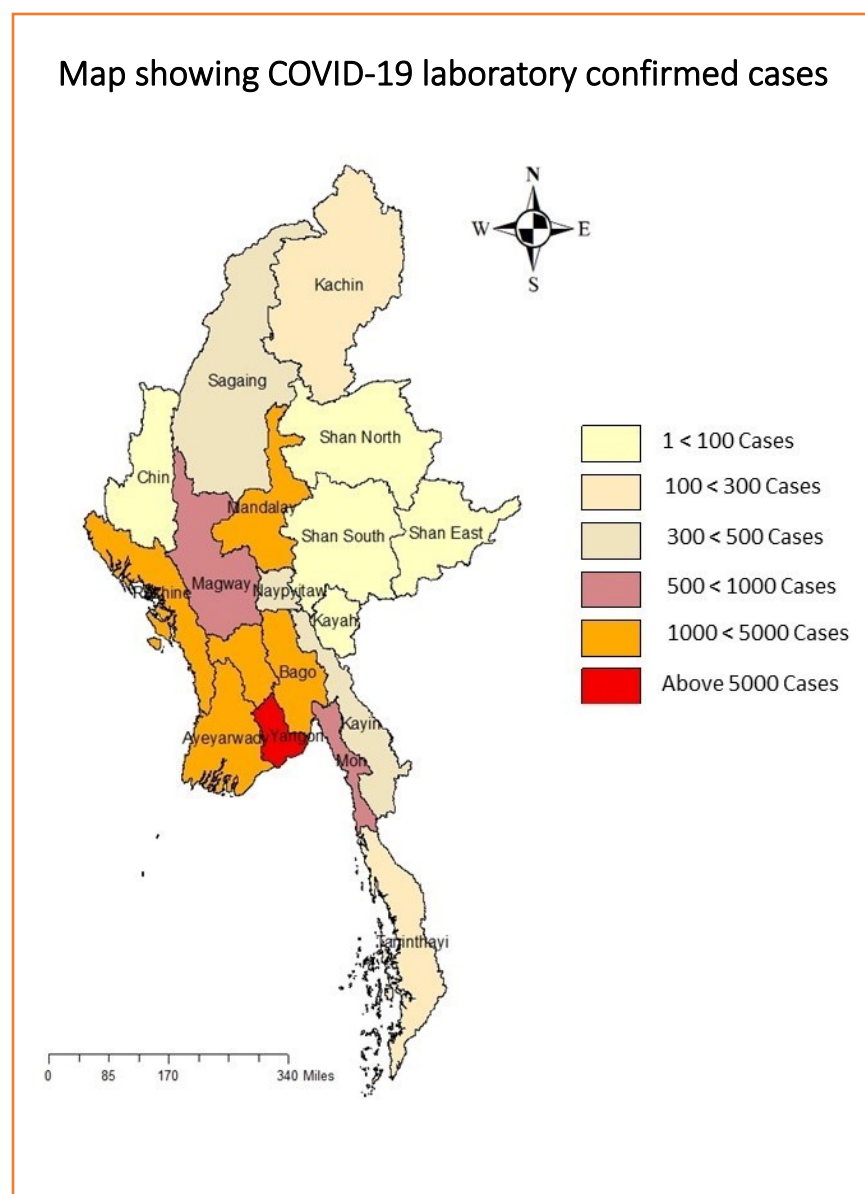
COVID-19 confirmed cases by two phases (23.3.2020 – 6-11-2020), n=59,277

Date	Local transmission		Imported		Total cases	Total Death
	No. of cases	Death	No. of case	Death		
(23.3.2020-15.8.2020)	161	5	213	1	374	6
(16.8.2020-6.11.2020)	58731	1370	172	-	58903	1370
<b>Total</b>	<b>58892</b>	<b>1375</b>	<b>385</b>	<b>1</b>	<b>59277</b>	<b>1376</b>

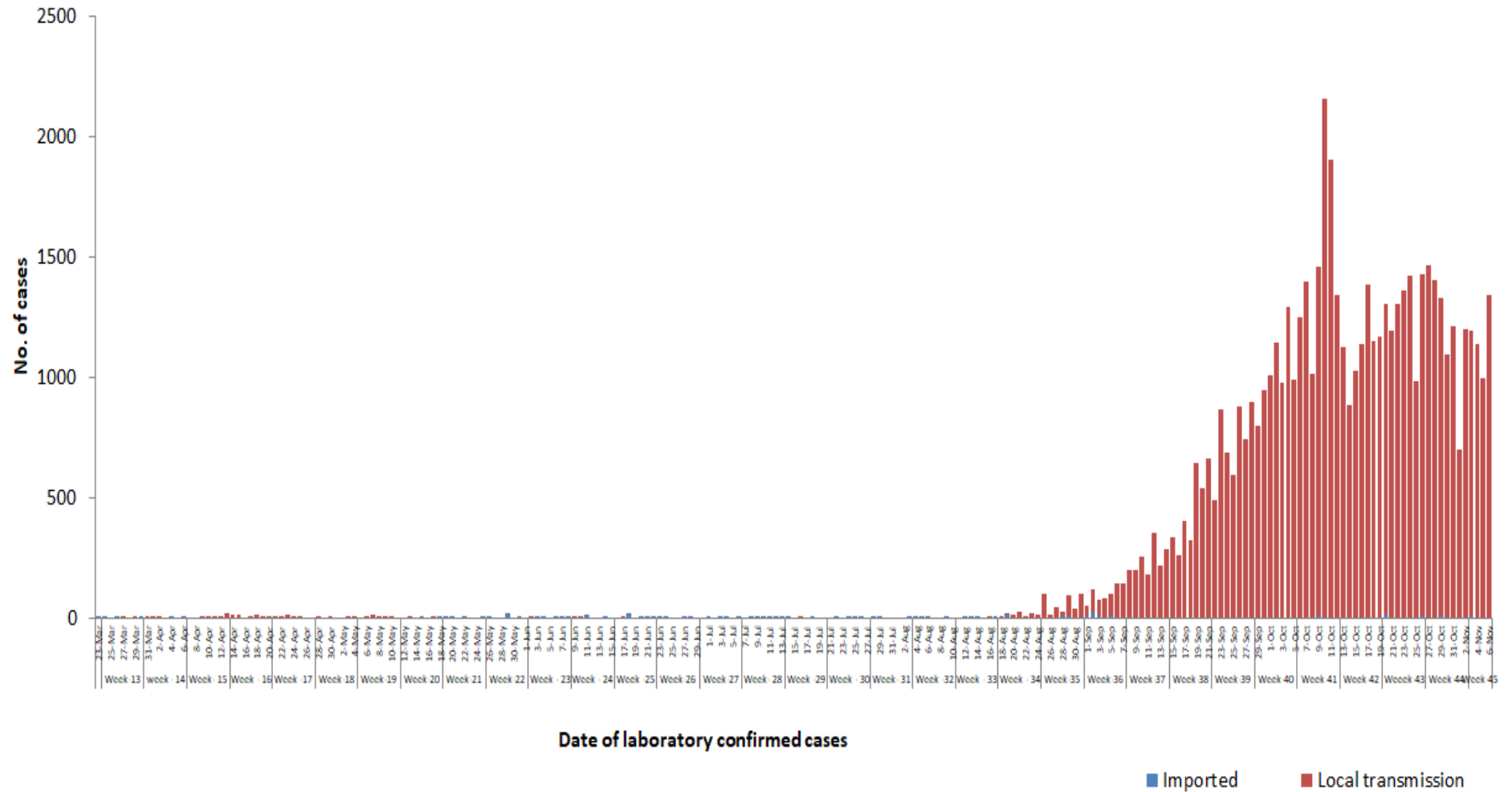
COVID-19 confirmed cases and death by State/Region (23.3.2020 – 6-11-2020), n=59,277

No	State/Region	COVID –19 Confirmed case	New confirmed cases within 24 hours	Deaths
1	Yangon	46,156	1,035	1,315
2	Bago	3,096	79	4
3	Rakhine	2,982	10	19
4	Mandalay	2,350	89	9
5	Ayeyarwaddy	1,418	64	6
6	Magway	793	5	1
7	Mon	699	11	10
8	Sagaing	482	16	1
9	Kayin	374	8	6
10	Naypyitaw	306	3	3
11	Thanintharyi	249	8	-
12	Kachin	143	-	-
13	Shan (South)	98	9	1
14	Chin	71	1	1
15	Shan (North)	38	1	-
16	Shan (East)	15	-	-
17	Kayah	7	3	-
<b>Total</b>		<b>59,277</b>	<b>1,342</b>	<b>1,376</b>

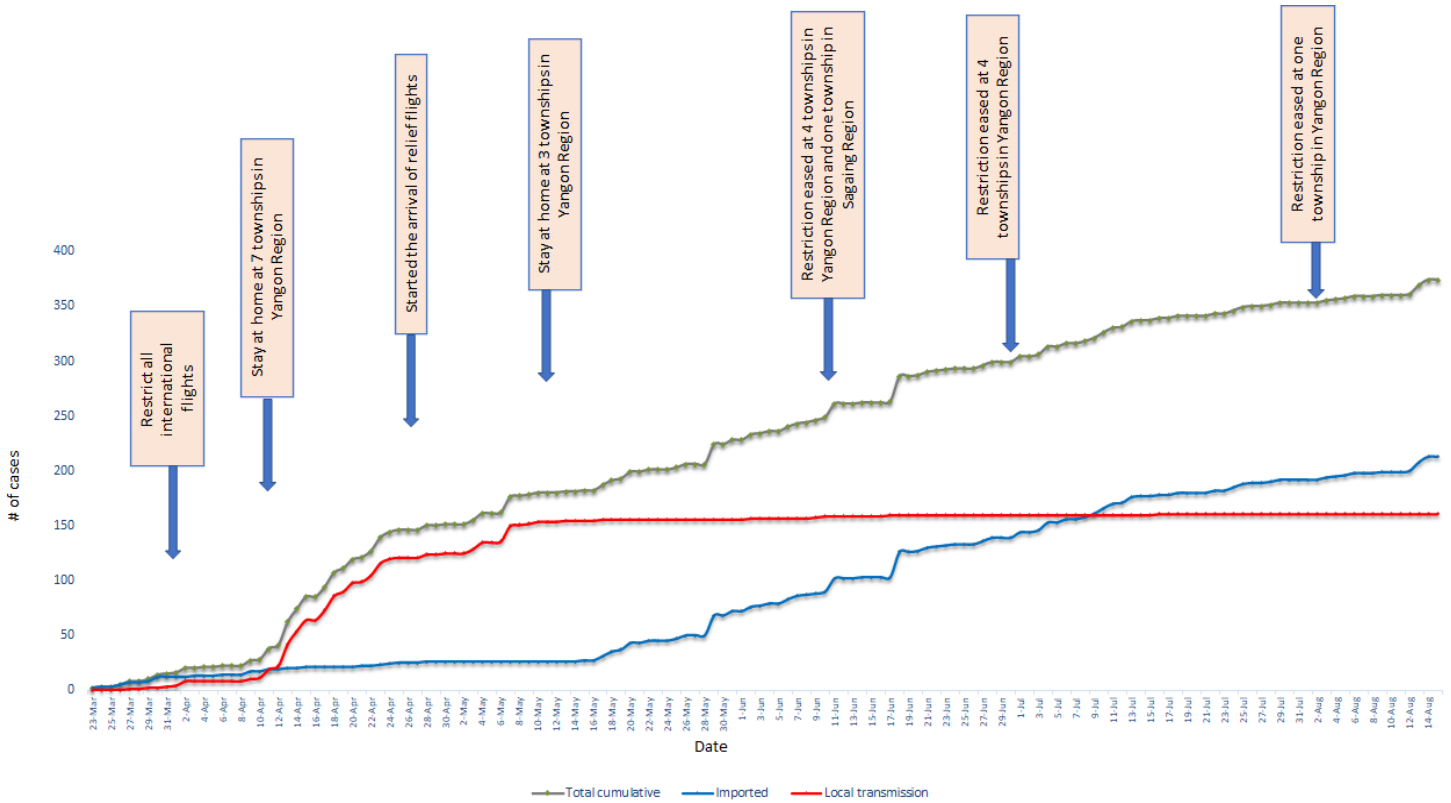
\*No. of new cases by State and Region are counted according to epidemiology situation



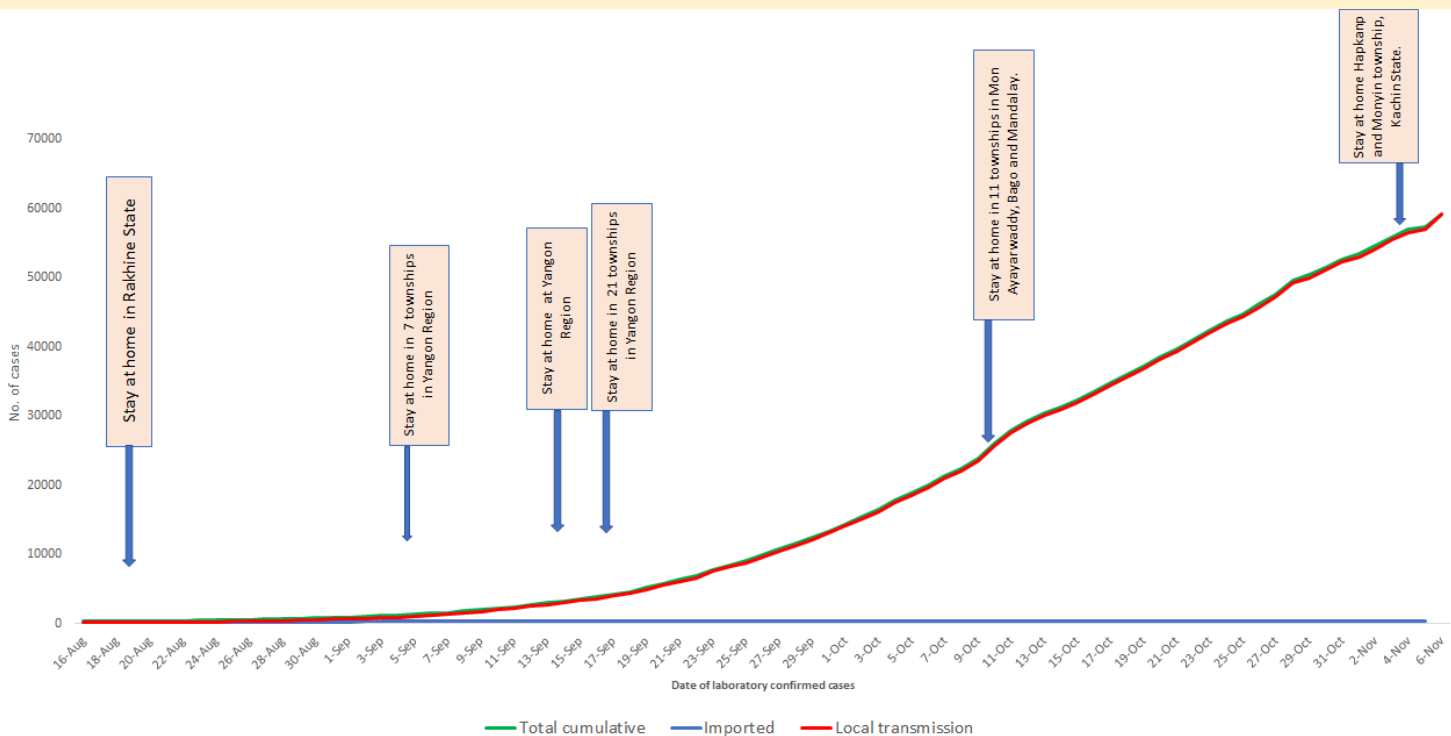
## COVID-19 confirmed cases by types of transmissions (as of 6.11.2020) n=59,277



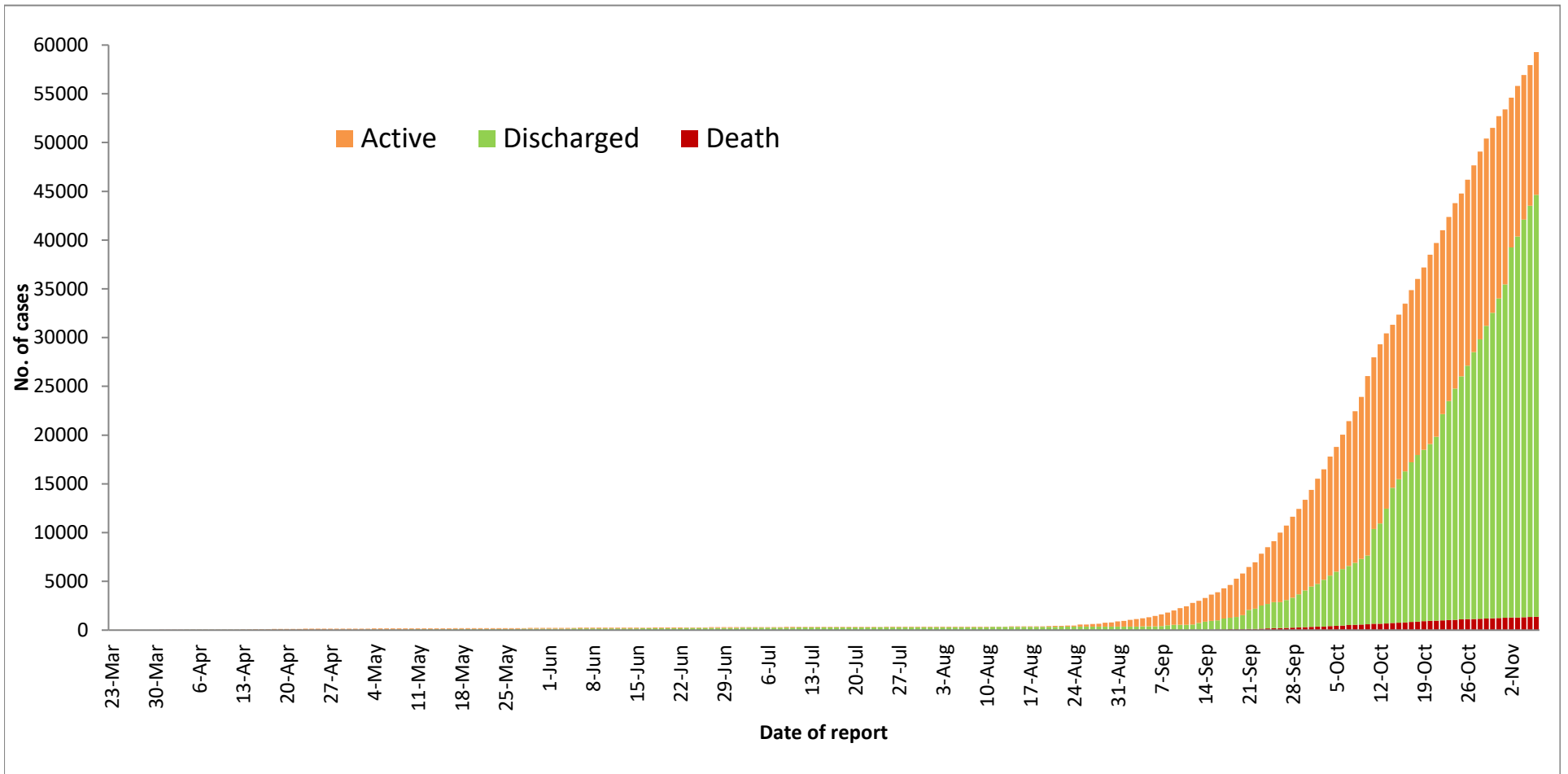
Total cumulative number of cases, imported and local transmission cases by date (23.3.2020- 15.8.2020), n= 374



Total cumulative number of cases, imported and local transmission cases by date (16.8.2020- 6.11.2020)



**Cumulative Number of active confirmed cases, discharged and deaths (23.3.2020 – 6.11.2020), n (cumulative)=57,277**



\* Discharged criteria for COVID-19 patients was changed on 10.10.2020

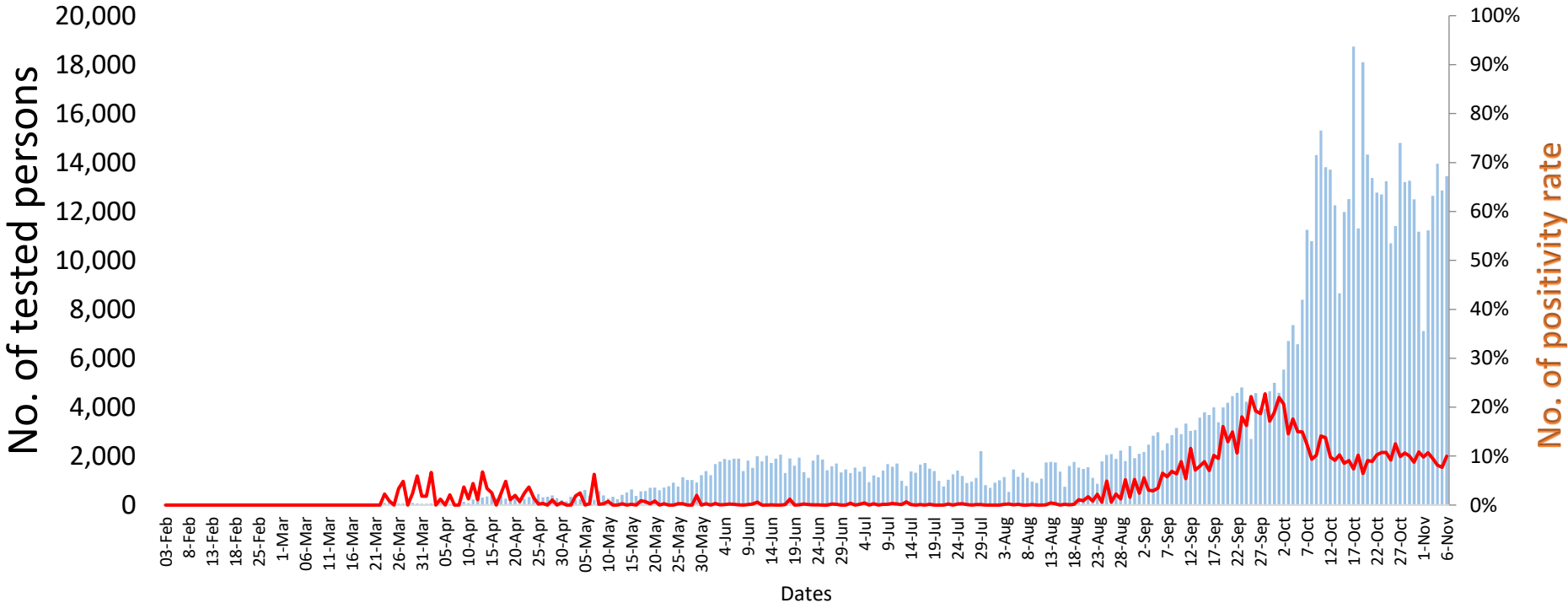
Summary of current situation		
Type	New (5.11.2020-6.11.2020)	Total (on 6.11.2020)
Suspected and Person Under Investigation (PUI)	457	1,731
Hospital Quarantine	21	252
Facility Quarantine	5,019	45,887

Person under Investigation (PUI) by State/Region hospitals (31.1.2020 – 6.11.2020) n= 33,383	No. of Facility Quarantine sites and Quarantined people on 6.11.2020
--	--

No.	State/Region	PUI	No.	State/Region	No. of facilities	Total no. of quarantine
1	Yangon	23776	1	Ayeyarwaddy	1,452	12,962
2	Mandalay	4264	2	Yangon	322	8,213
3	Mon	1047	3	Bago	929	5,267
4	Ayeyarwaddy	767	4	Sagaing	839	3,237
5	Kayin	752	5	Mandalay	142	2,899
6	Rakhine	650	6	Magway	447	2,326
7	Magway	633	7	Kachin	220	1,674
8	Bago	620	8	Kayin	217	1,582
9	Shan(N)	443	9	Rakhine	275	1,454
10	Thanintharyi	362	10	Mon	21	1,447
11	Naypyitaw	210	11	Naypyitaw	6	1,329
12	Sagaing	207	12	Shan South	118	1,188
13	Shan ( E)	183	13	Tanintharyi	153	1043
14	Shan(S)	174	14	Shan North	413	665
15	Kachin	117	15	Kayah	13	344
16	Kayah	97	16	Chin	20	191
17	Chin	81	17	Shan East	20	66
<b>Total</b>		34,383	<b>Total</b>		5,607	45,887

\*Facility quarantine rule changed from 21 days to 14 days on 11-9-2020 while 7 days home quarantine rule remain unchanged.

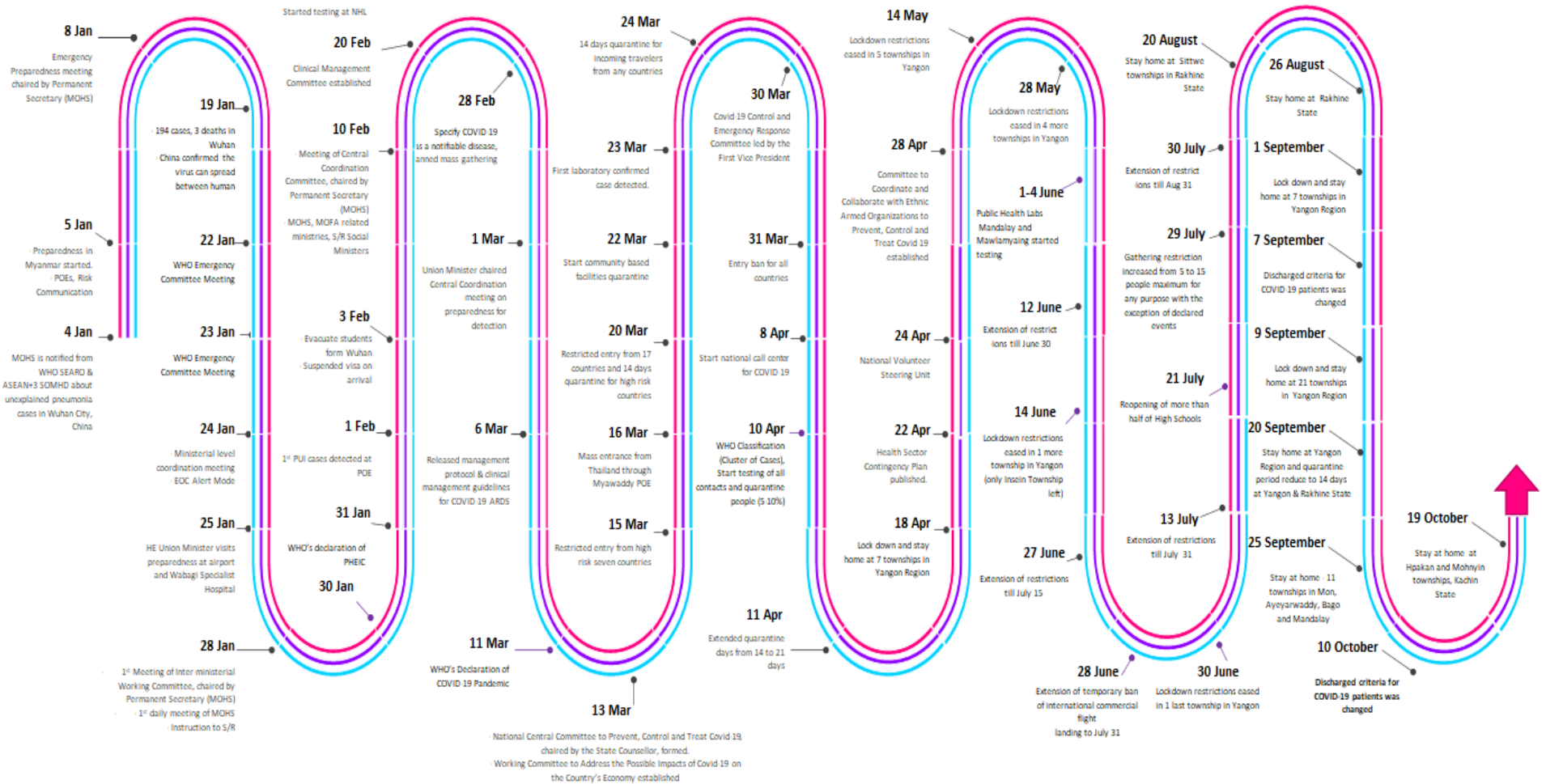
# COVID-19 positivity rate by date (as of 6.11.2020)



Total tested persons - 703,793  
Total confirmed cases - 59,277

■ Tested person — Positivity rate

# Timeline of Preparedness and Response to COVID-19 in Myanmar (as of 6.11.2020)



Hotline Number — 0673 420 268

Data source - CEU, DMS, NHL, PHL (MDY and MLM), DMR, DSGH, State and Region Health Departments