



Ministry of Health and Sports (Myanmar)

Department of Public Health

Central Epidemiology Unit

(2 November 2020)

Situation Report -209

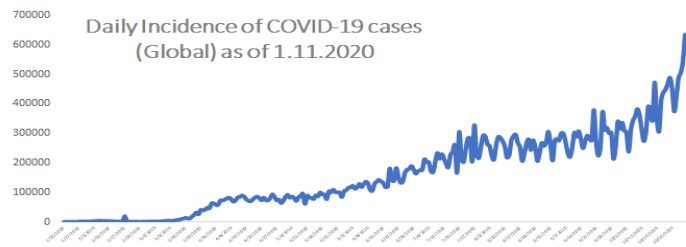
Coronavirus Disease 2019 (COVID-19)

WHO Coronavirus Disease (COVID-19) Dashboard data as of 5:28 PM CEST 1 November 2020

Confirmed cases
45,942,902

Deaths
1,192,644

Case Fatality Rate
2.6%



Myanmar Situation

Data as reported by States and Regions by 1 November 2020

Total Tested-639,661

53,405

Confirmed Cases

34,189

Discharged

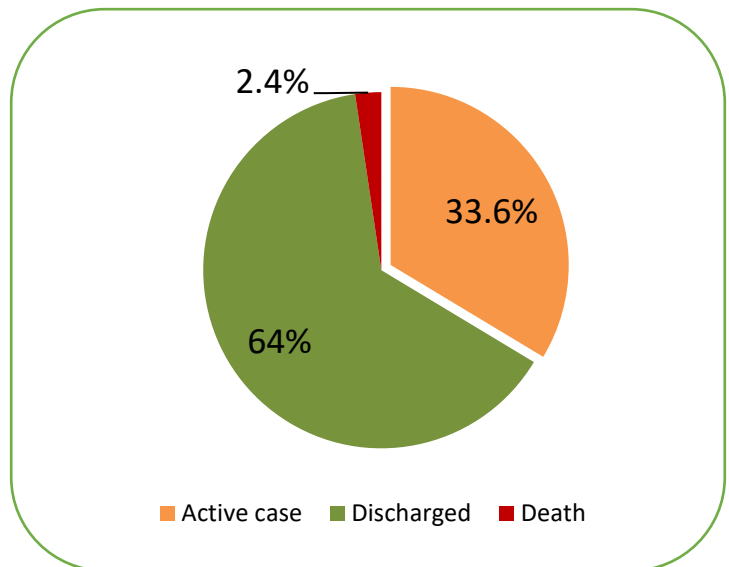
586,256

Negative

1,258

Death

Current Situation of Confirmed cases (23.3.2020-1.11.2020), n=53,405



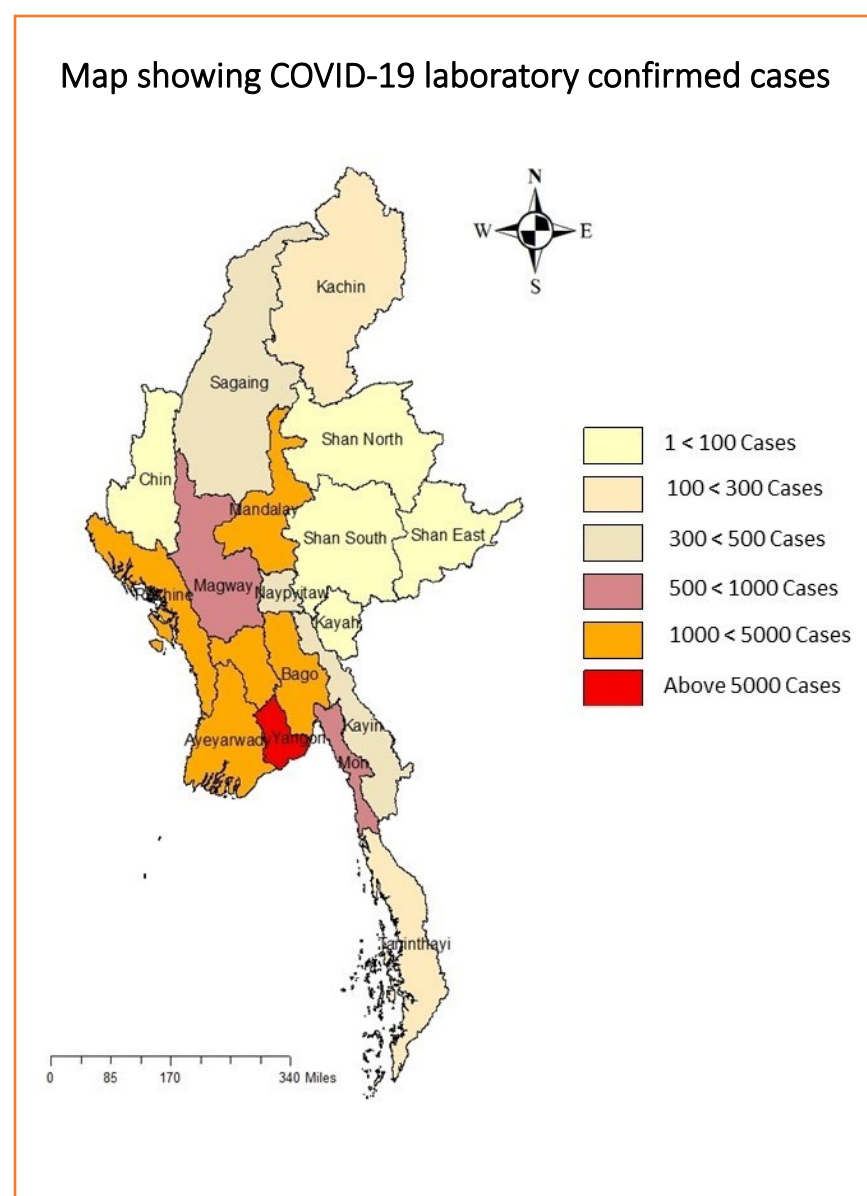
COVID-19 confirmed cases by two phases (23.3.2020 – 1-11-2020), n=53,405

Date	Local transmission		Imported		Total cases	Total Death
	No. of cases	Death	No. of case	Death		
(23.3.2020-15.8.2020)	161	5	213	1	374	6
(16.8.2020-1.11.2020)	52870	1252	161	-	53031	1252
Total	53031	1257	374	1	53405	1258

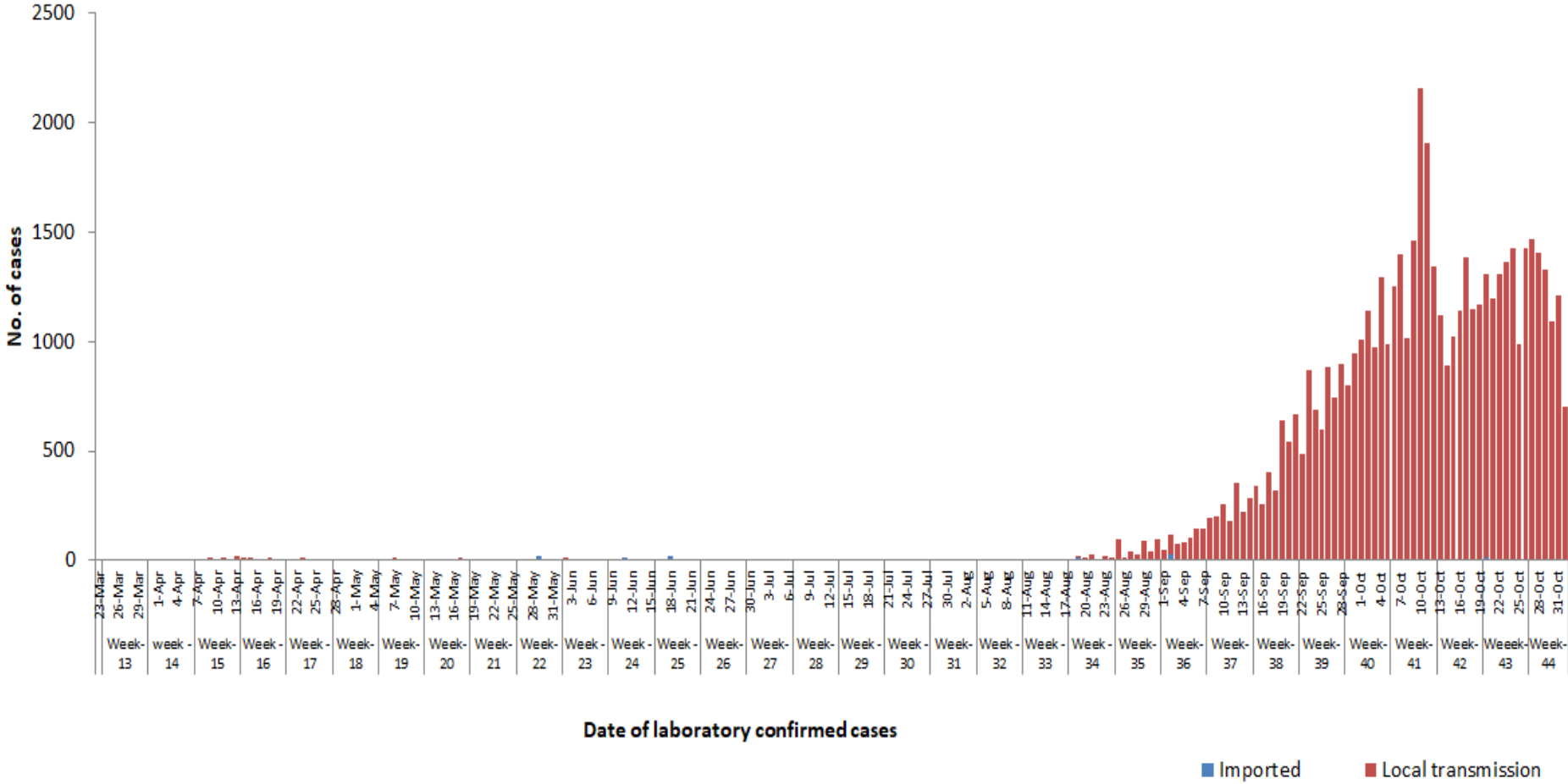
COVID-19 confirmed cases and death by State/Region (23.3.2020 – 1-11-2020), n=53,405

No	State/Region	COVID –19 Confirmed case	New confirmed cases within 24 hours	Deaths
1	Yangon	41,578	524	1,204
2	Rakhine	2,898	6	17
3	Bago	2,827	90	3
4	Mandalay	1,981	53	7
5	Ayeyarwaddy	1,188	14	6
6	Magway	715	3	1
7	Mon	637	-	9
8	Sagaing	405	6	1
9	Kayin	312	2	5
10	Naypyitaw	300	-	3
11	Thanintharyi	229	-	-
12	Kachin	140	-	-
13	Shan (South)	81	-	1
14	Chin	67	-	1
15	Shan (North)	30	1	-
16	Shan (East)	13	-	-
17	Kayah	4	-	-
Total		53,405	699	1,258

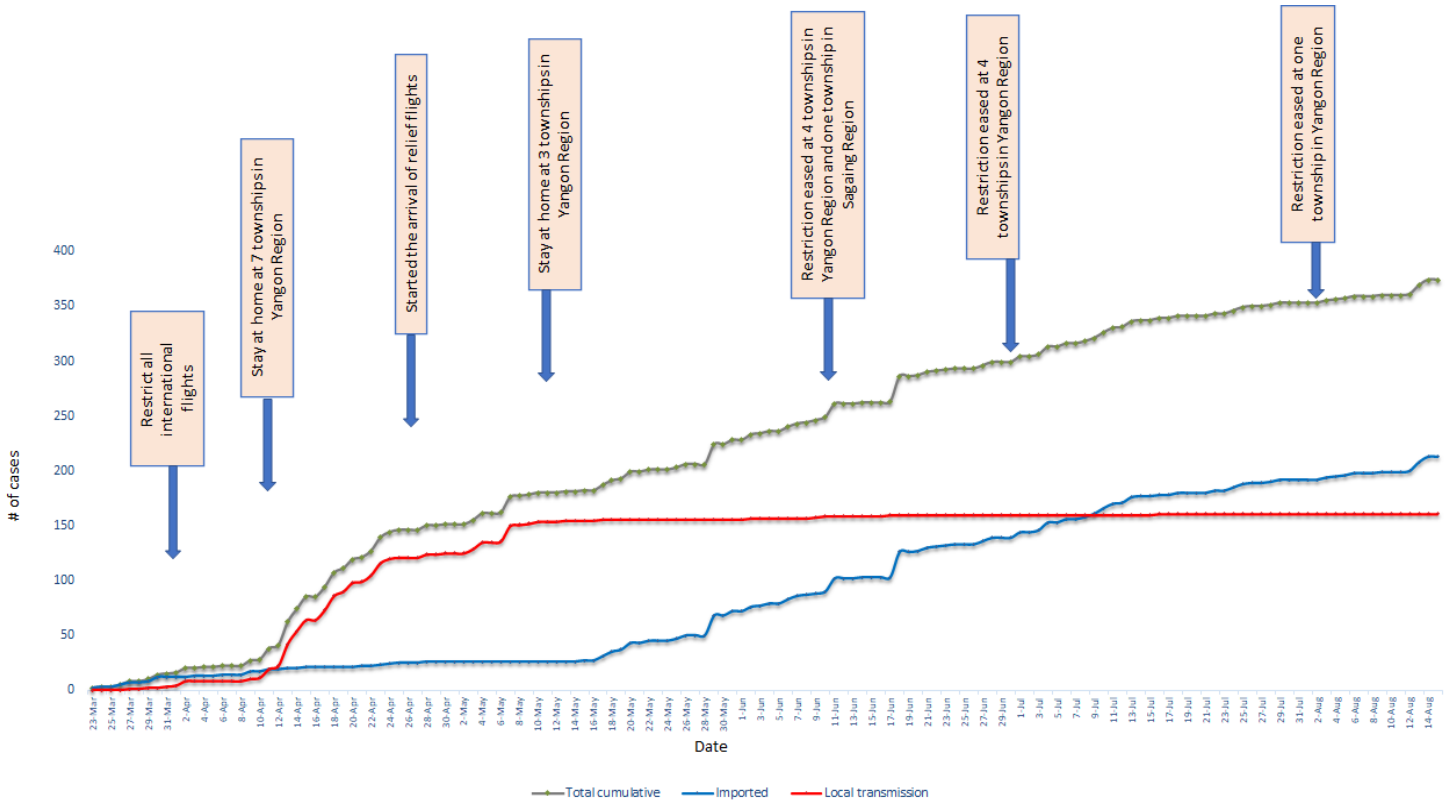
*No. of new cases by State and Region are counted according to epidemiology situation



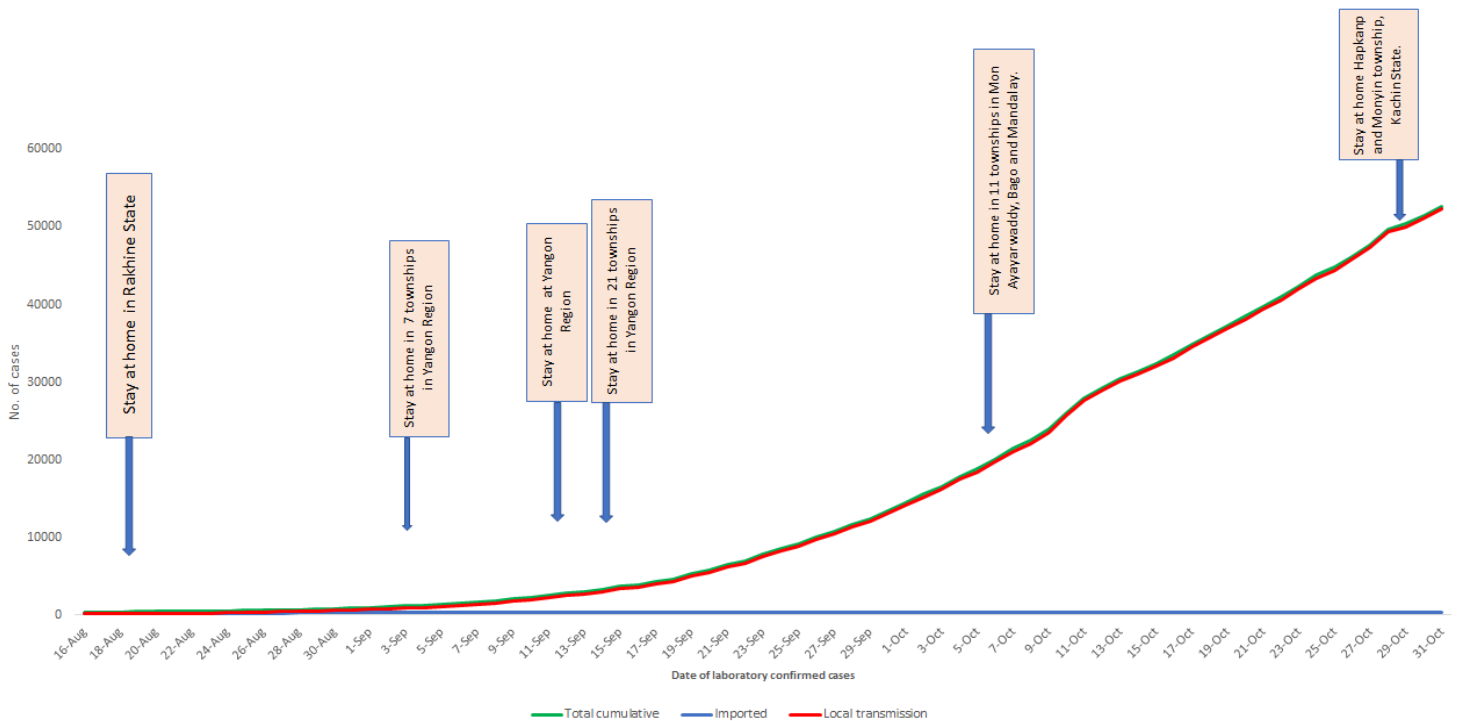
COVID-19 confirmed cases by types of transmissions (as of 1.11.2020) n=53,405



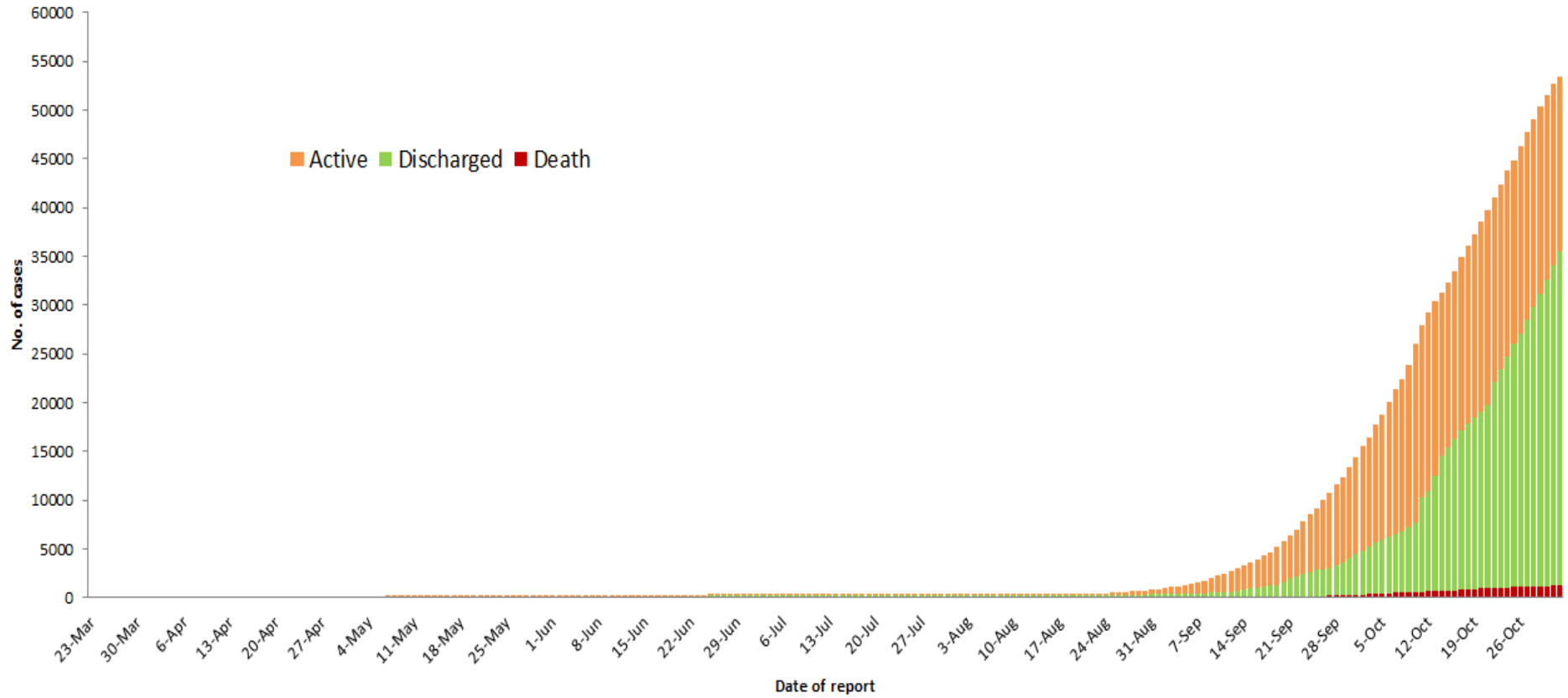
Total cumulative number of cases, imported and local transmission cases by date (23.3.2020- 15.8.2020), n= 374



Total cumulative number of cases, imported and local transmission cases by date (16.8.2020- 1.11.2020)



Cumulative Number of active confirmed cases, discharged and deaths (23.3.2020 – 1.11.2020), n (cumulative)=53,405



* Discharged criteria for COVID-19 patients was changed on 10.10.2020

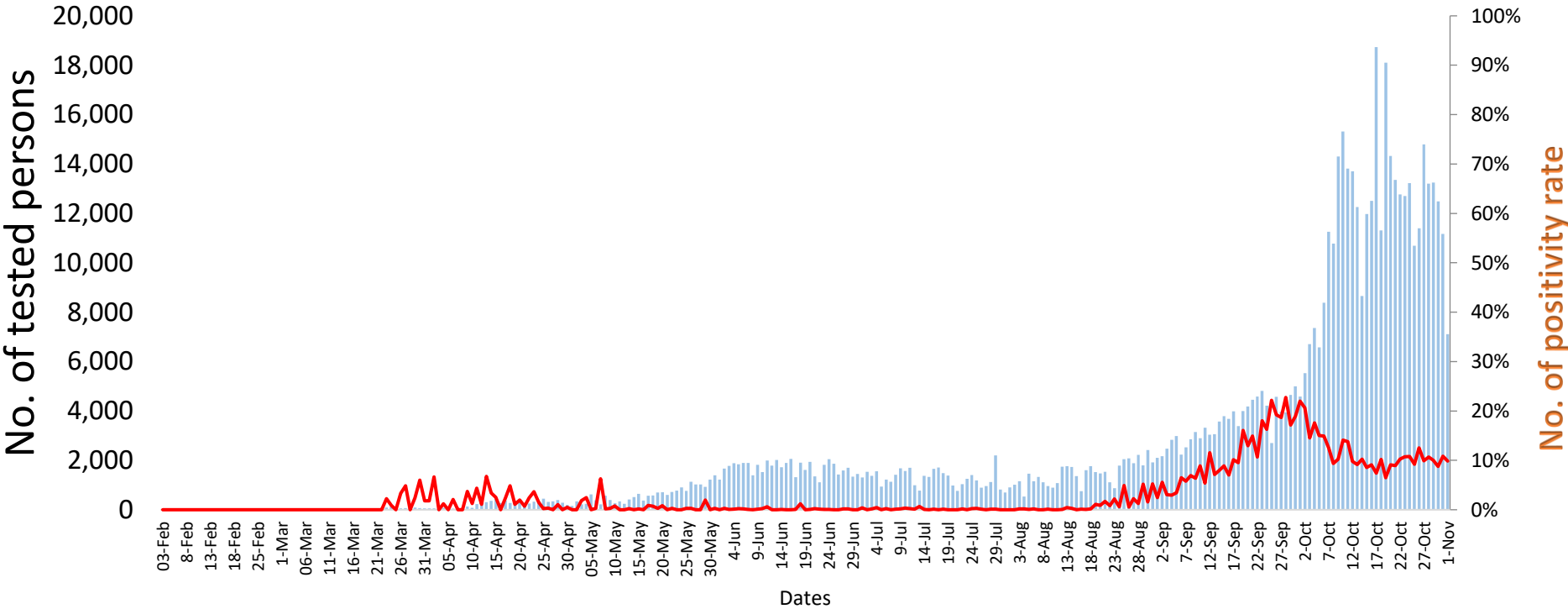
Summary of current situation		
Type	New (31.10.2020-1.11.2020)	Total (on 1.11.2020)
Suspected and Person Under Investigation (PUI)	432	1,485
Hospital Quarantine	25	287
Facility Quarantine	4,054	46,854

Person under Investigation (PUI) by State/Region hospitals (31.1.2020 – 1.11.2020) n= 32,106	No. of Facility Quarantine sites and Quarantined people on 1.11.2020
--	--

No.	State/Region	PUI	No.	State/Region	No. of facilities	Total no. of quarantine
1	Yangon	22135	1	Ayeyarwaddy	1,343	12,119
2	Mandalay	4040	2	Yangon	321	10,056
3	Mon	1007	3	Bago	931	5,450
4	Kayin	700	4	Sagaing	839	3,085
5	Ayeyarwaddy	667	5	Magway	469	2,760
6	Rakhine	635	6	Mandalay	191	2,349
7	Magway	599	7	Kachin	248	1,859
8	Bago	557	8	Kayin	210	1,764
9	Shan (N)	421	9	Rakhine	285	1,521
10	Thanintharyi	318	10	Mon	23	1,423
11	Sagaing	198	11	Naypyitaw	7	1,101
12	Naypyitaw	194	12	Tanintharyi	153	1,069
13	Shan (E)	179	13	Shan South	118	928
14	Shan (S)	167	14	Shan North	412	667
15	Kachin	114	15	Kayah	12	312
16	Kayah	97	16	Shan East	20	216
17	Chin	78	17	Chin	24	175
Total		32,106	Total		5,606	46,854

*Facility quarantine rule changed from 21 days to 14 days on 11-9-2020 while 7 days home quarantine rule remain unchanged.

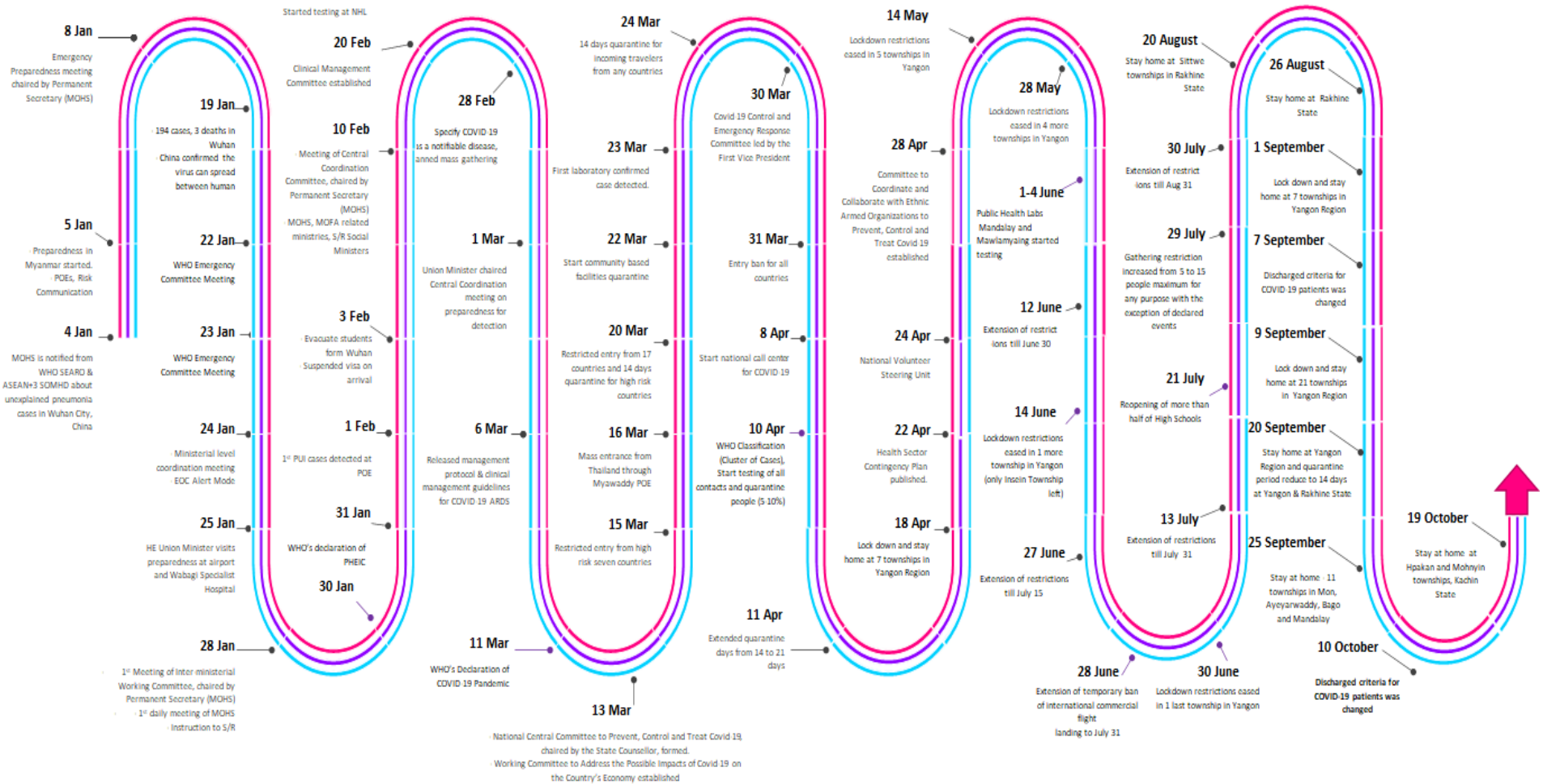
COVID-19 positivity rate by date (as of 1.11.2020)



Total tested persons - 639,661
 Total confirmed cases - 53,405

■ Tested person — Positivity rate

Timeline of Preparedness and Response to COVID-19 in Myanmar (as of 1.11.2020)



Hotline Number — 0673 420 268

Data source - CEU, DMS, NHL, PHL (MDY and MLM), DMR, DSGH, State and Region Health Departments