



# Ministry of Health and Sports (Myanmar)

## Department of Public Health

### Central Epidemiology Unit

(21 October 2020)

Situation Report -197

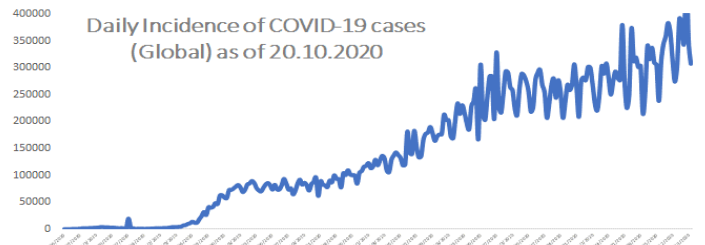
## Coronavirus Disease 2019 (COVID-19)

WHO Coronavirus Disease (COVID-19) Dashboard data as of 3:05 PM CEST 20 October 2020

**Confirmed cases**  
**40,251,950**

**Deaths**  
**1,116,131**

**Case Fatality Rate**  
**2.8%**



### Myanmar Situation

Data as reported by States and Regions by 20 October 2020

Total Tested-493,480

**38,502**

Confirmed Cases

**18,147**

Discharged

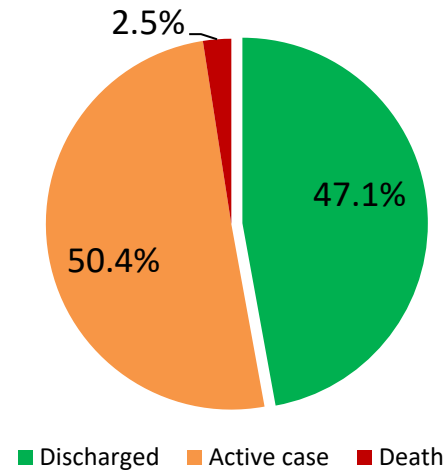
**454,978**

Negative

**945**

Death

Current Situation of Confirmed cases (23.3.2020-20.10.2020), n=38,502



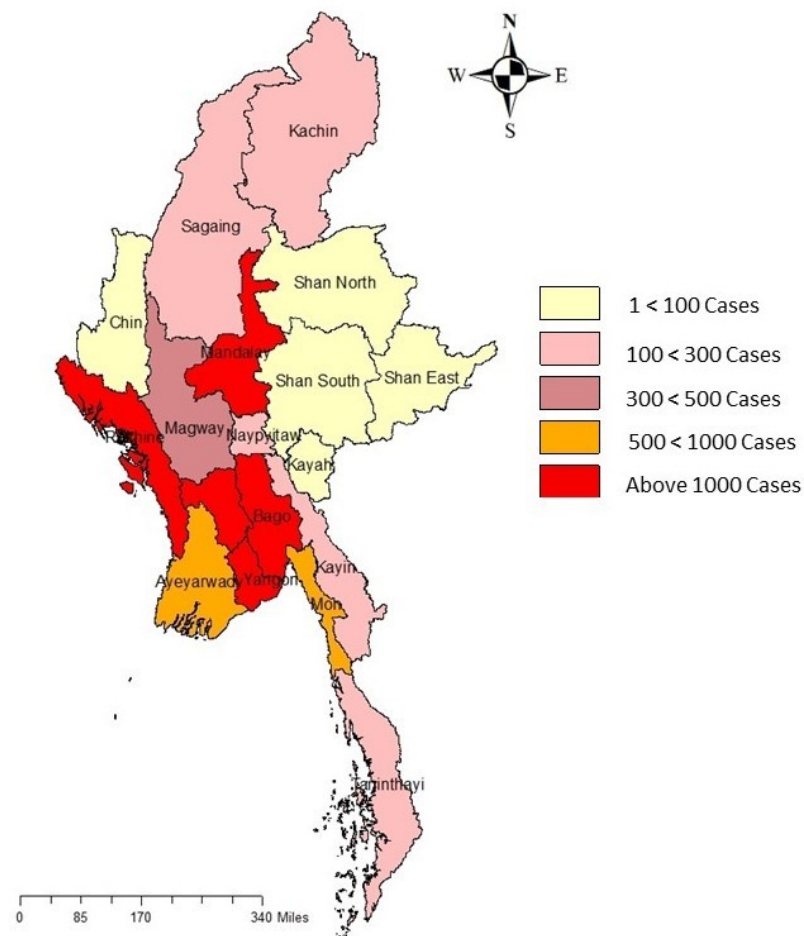
COVID-19 confirmed cases by two phases (23.3.2020 – 20-10-2020), n=38,502

Date	Local transmission		Imported		Total cases	Total Death
	No. of cases	Death	No. of case	Death		
(23.3.2020-15.8.2020)	161	5	213	1	374	6
(16.8.2020-20.10.2020)	37983	939	145		38128	939
<b>Total</b>	<b>38144</b>	<b>944</b>	<b>358</b>	<b>1</b>	<b>38502</b>	<b>945</b>

COVID-19 confirmed cases and death by State/Region (23.3.2020 – 20-10-2020), n=38,502

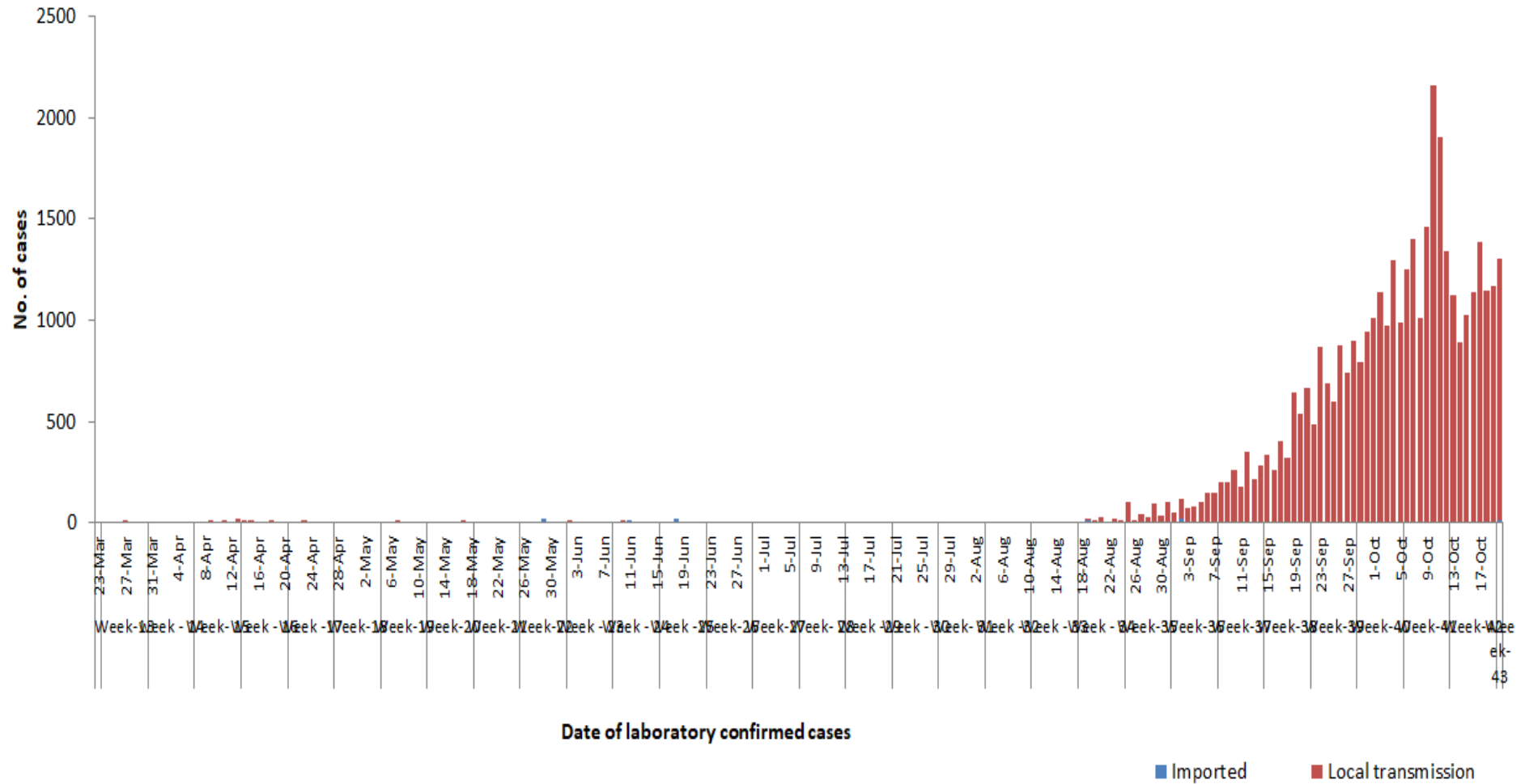
No	State/Region	COVID –19 Confirmed case	New confirmed cases within 24 hours	Deaths
1	Yangon	30,253	1,008	905
2	Rakhine	2,600	27	12
3	Bago	1,642	78	3
4	Mandalay	1,213	72	2
5	Ayeyarwaddy	729	9	5
6	Mon	553	24	8
7	Magway	378	61	1
8	Sagaing	292	9	-
9	Naypyitaw	261	3	3
10	Kayin	158	5	3
11	Thanintharyi	151	6	1
12	Kachin	124	2	-
13	Chin	63	-	1
14	Shan (South)	56	1	1
15	Shan (North)	18	-	-
16	Shan (East)	10	1	-
17	Kayah	1	-	-
<b>Total</b>		<b>38,502</b>	<b>1,306</b>	<b>945</b>

Map showing COVID-19 laboratory confirmed cases

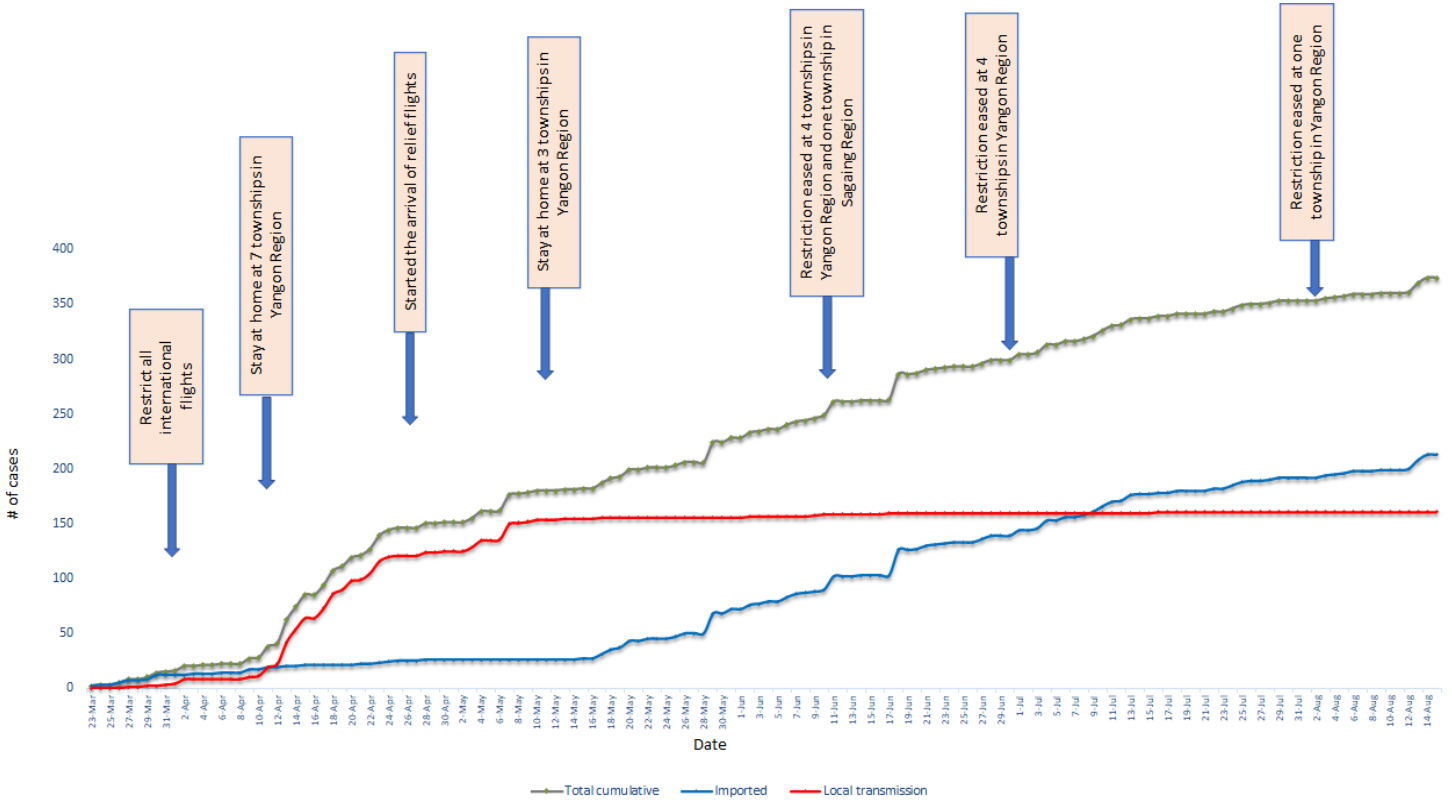


\*No. of new cases by State and Region are counted according to epidemiology situation

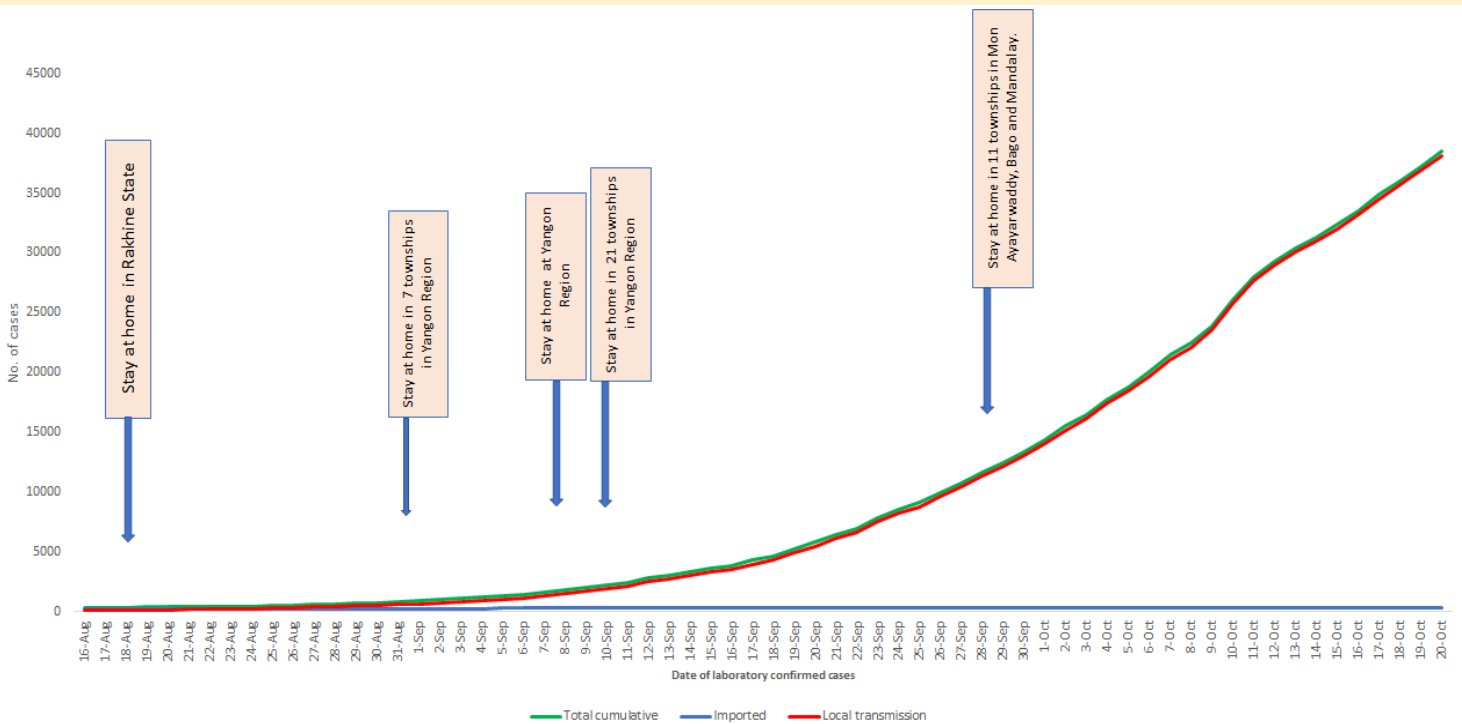
## COVID-19 confirmed cases by types of transmissions (as of 20.10.2020) n=38,502



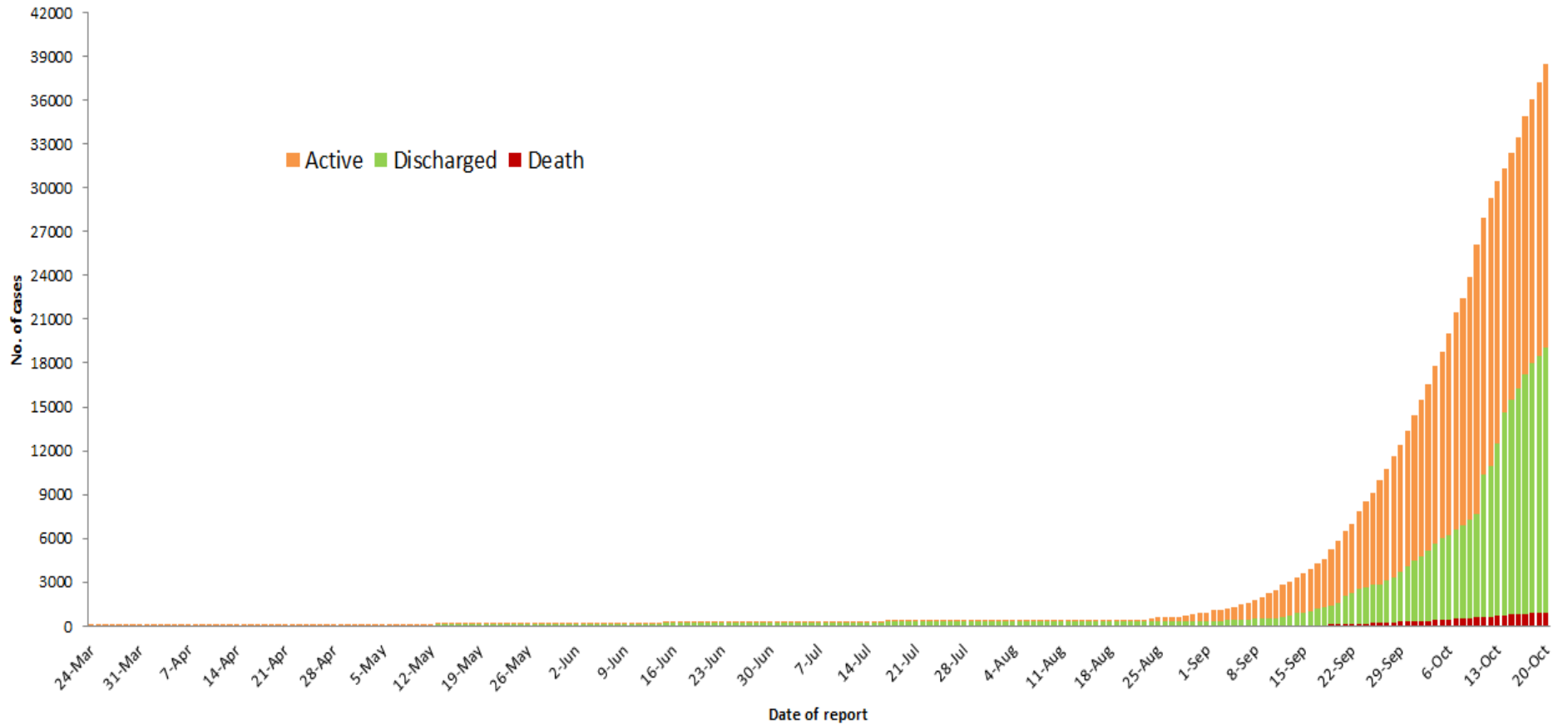
Total cumulative number of cases, imported and local transmission cases by date (23.3.2020- 15.8.2020), n= 374



Total cumulative number of cases, imported and local transmission cases by date (16.8.2020- 20.10.2020)



**Cumulative Number of active confirmed cases, discharged and deaths (23.3.2020 – 20.10.2020), n (cumulative)=38,502**



\* Discharged criteria for COVID-19 patients was changed on 10.10.2020

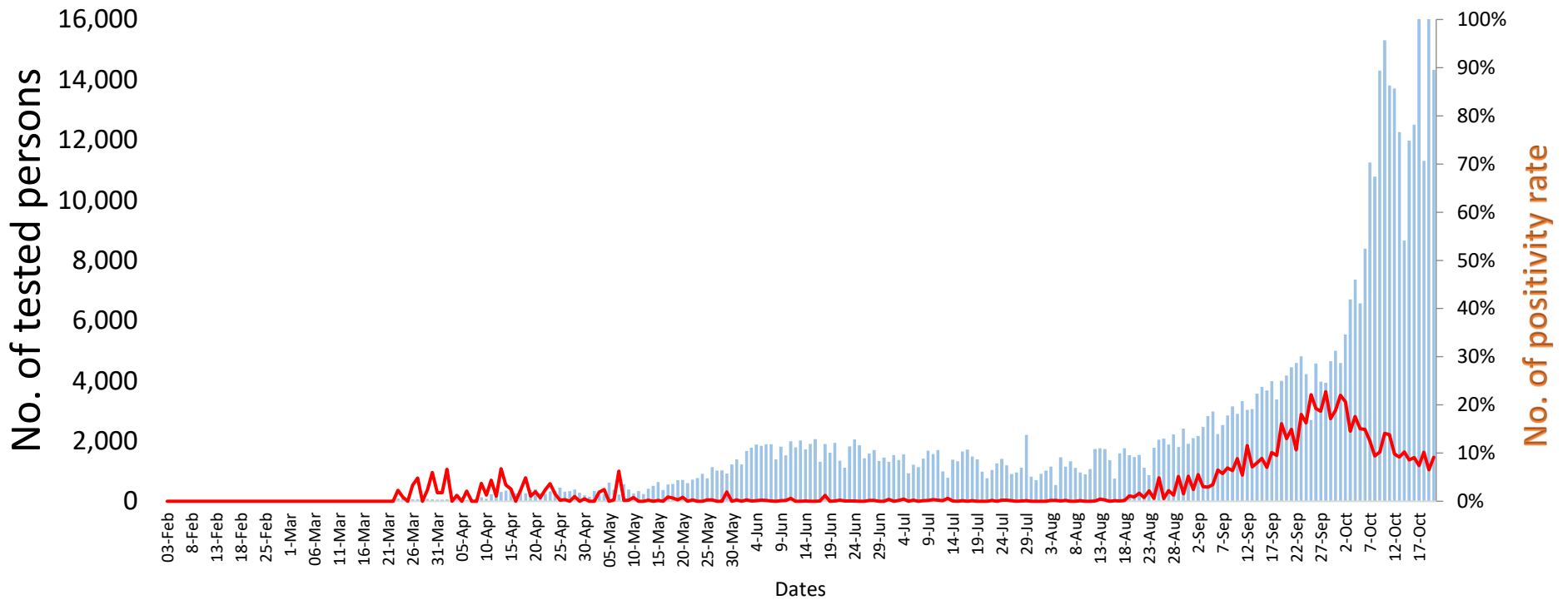
Summary of current situation		
Type	New (19.10.2020-20.10.2020)	Total (on 20.10.2020)
Suspected and Person Under Investigation (PUI)	531	1,752
Hospital Quarantine	15	279
Facility Quarantine	4,095	69,945

Person under Investigation (PUI) by State/Region hospitals (31.1.2020 – 20.10.2020) n= 26,286	No. of Facility Quarantine sites and Quarantined people on 20.10.2020
-----------------------------------------------------------------------------------------------	-----------------------------------------------------------------------

No.	State/Region	PUI	No.	State/Region	No. of facilities	Total no. of quarantine
1	Yangon	17799	1	Yangon	338	1,431
2	Mandalay	3406	2	Ayeyarwaddy	1,162	227
3	Mon	895	3	Bago	1117	521
4	Kayin	596	4	Magway	599	0
5	Rakhine	568	5	Sagaing	835	264
6	Magway	526	6	Mandalay	354	296
7	Ayeyarwaddy	487	7	Kachin	301	211
8	Bago	468	8	Kayin	230	119
9	Shan(N)	389	9	Mon	34	56
10	Thanintharyi	229	10	Rakhine	269	108
11	Sagaing	176	11	Tanintharyi	153	9
12	Shan ( E)	164	12	Naypyitaw	10	130
13	Shan(S)	158	13	Shan South	145	84
14	Naypyitaw	156	14	Shan North	441	266
15	Kachin	107	15	Shan East	22	81
16	Kayah	94	16	Kayah	12	3
17	Chin	68	17	Chin	28	46
<b>Total</b>		26,286	<b>Total</b>		6,050	69,945

\*Facility quarantine rule changed from 21 days to 14 days on 11-9-2020 while 7 days home quarantine rule remain unchanged.

## COVID-19 positivity rate by date (as of 20.10.2020)

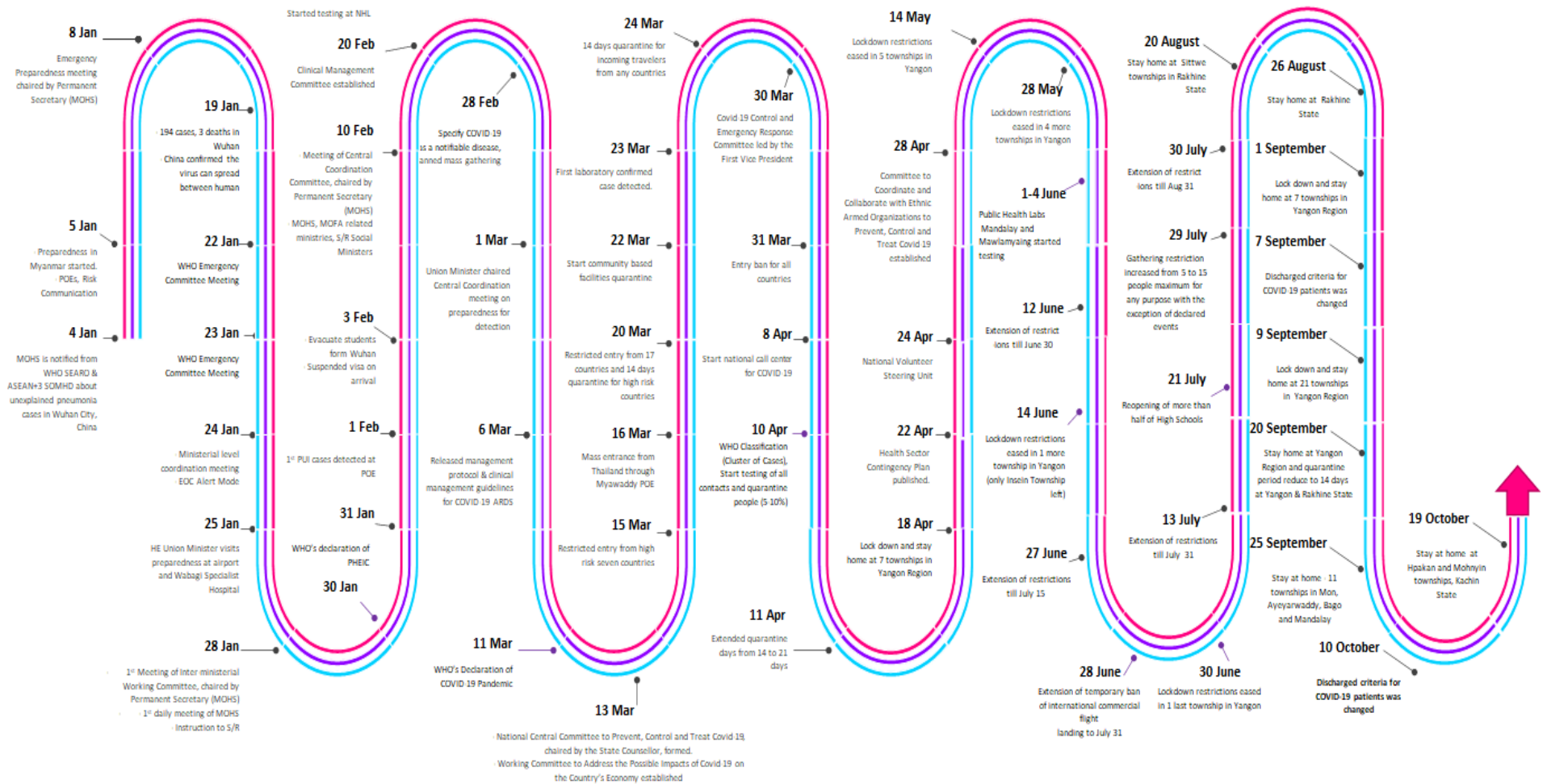


Total tested persons - 493,480

Total confirmed cases - 38,502

■ Tested person — Positivity rate

# Timeline of Preparedness and Response to COVID-19 in Myanmar (as of 20.10.2020)



Hotline Number — 0673 420 268

Data source - CEU, DMS, NHL, PHL (MDY and MLM), DMR, DSGH, State and Region Health Departments