



Ministry of Health and Sports (Myanmar)

Department of Public Health

Central Epidemiology Unit

(20 October 2020)

Situation Report -196

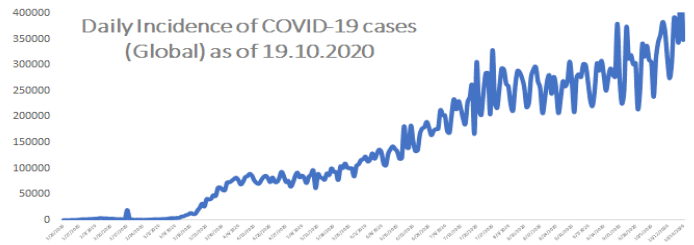
Coronavirus Disease 2019 (COVID-19)

WHO Coronavirus Disease (COVID-19) Dashboard data as of 2:01 PM CEST 19 October 2020

Confirmed cases
39,944,882

Deaths
1,111,998

Case Fatality Rate
2.8%



Myanmar Situation

Data as reported by States and Regions by 19 October 2020

Total Tested-479,151

37,196

Confirmed Cases

441,955

Negative

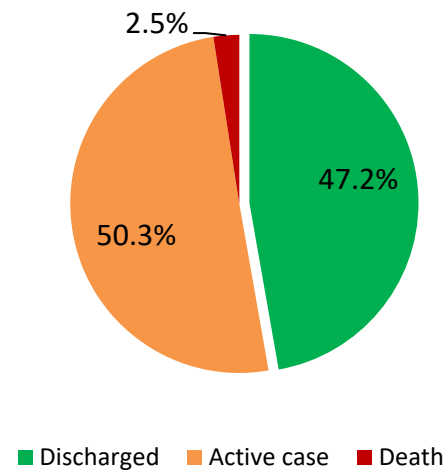
17,568

Discharged

914

Death

Current Situation of Confirmed cases (23.3.2020-19.10.2020), n=37,196



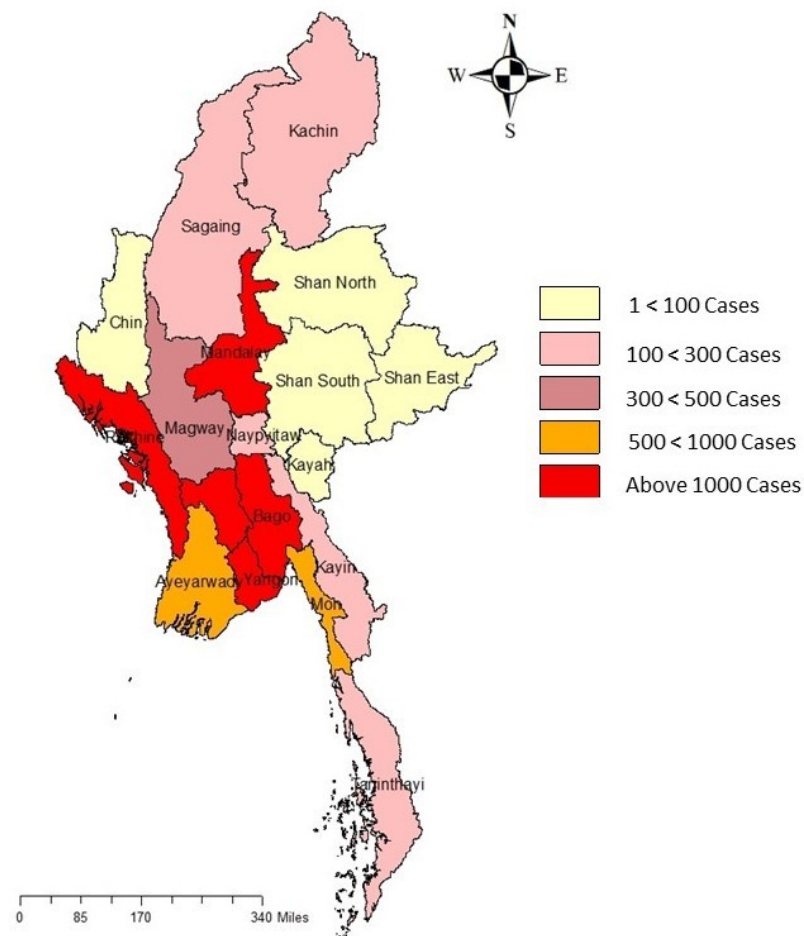
COVID-19 confirmed cases by two phases (23.3.2020 – 19-10-2020), n=37,196

Date	Local transmission		Imported		Total cases	Total Death
	No. of cases	Death	No. of case	Death		
(23.3.2020-15.8.2020)	161	5	213	1	374	6
(16.8.2020-19.10.2020)	36689	908	133		36822	908
Total	36850	913	346	1	37196	914

COVID-19 confirmed cases and death by State/Region (23.3.2020 – 19-10-2020), n=37,196

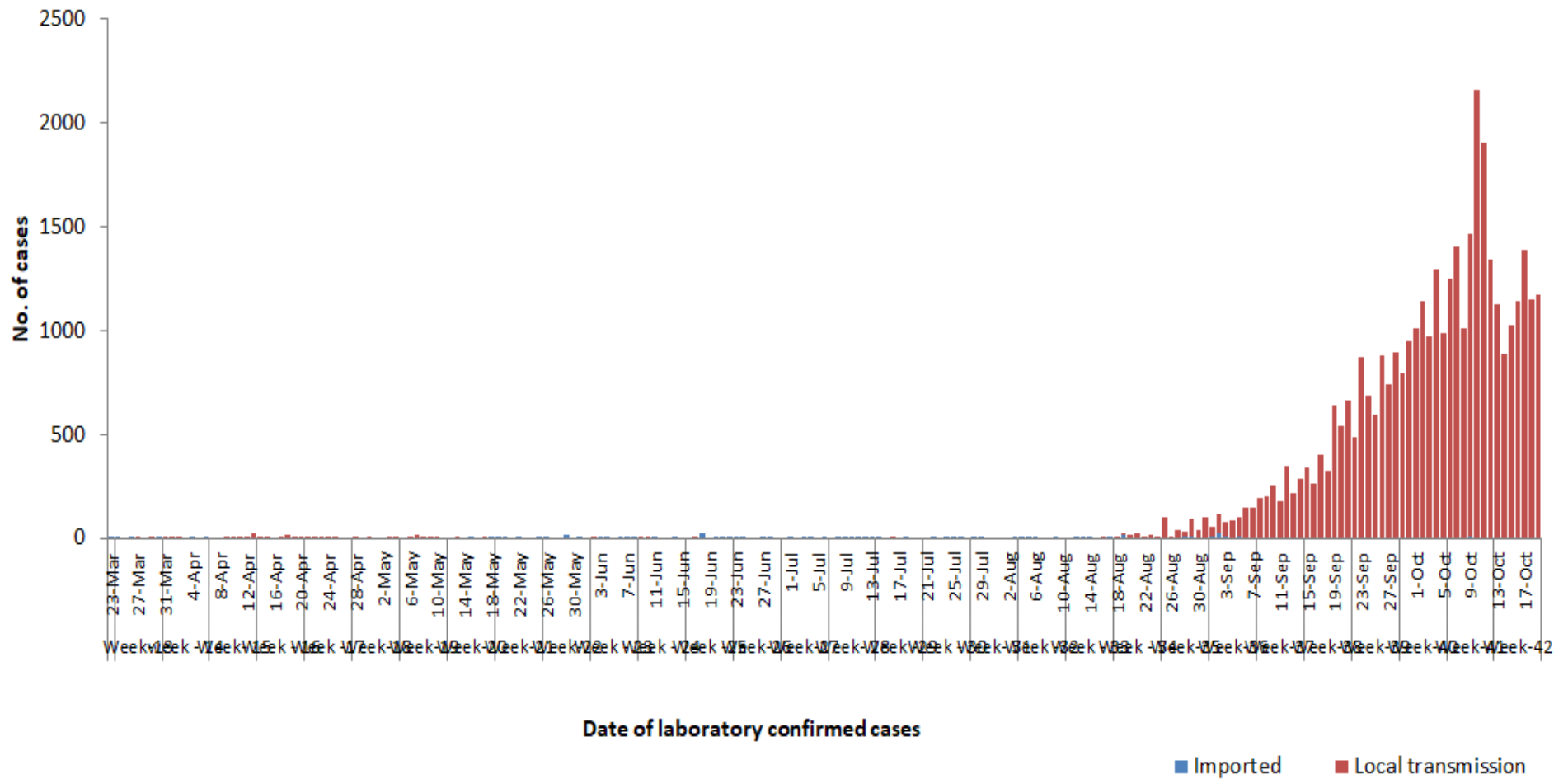
No	State/Region	COVID –19 Confirmed case	New confirmed cases within 24 hours	Deaths
1	Yangon	29,245	773	877
2	Rakhine	2,573	29	10
3	Bago	1,564	156	3
4	Mandalay	1,141	76	2
5	Ayeyarwaddy	720	13	4
6	Mon	529	39	8
7	Magway	317	5	1
8	Sagaing	283	14	-
9	Naypyitaw	258	30	3
10	Kayin	153	6	3
11	Thanintharyi	145	3	1
12	Kachin	122	25	-
13	Chin	63	1	1
14	Shan (South)	55	1	1
15	Shan (North)	18	-	-
16	Shan (East)	9	-	-
17	Kayah	1	-	-
Total		37,196	1,171	914

Map showing COVID-19 laboratory confirmed cases

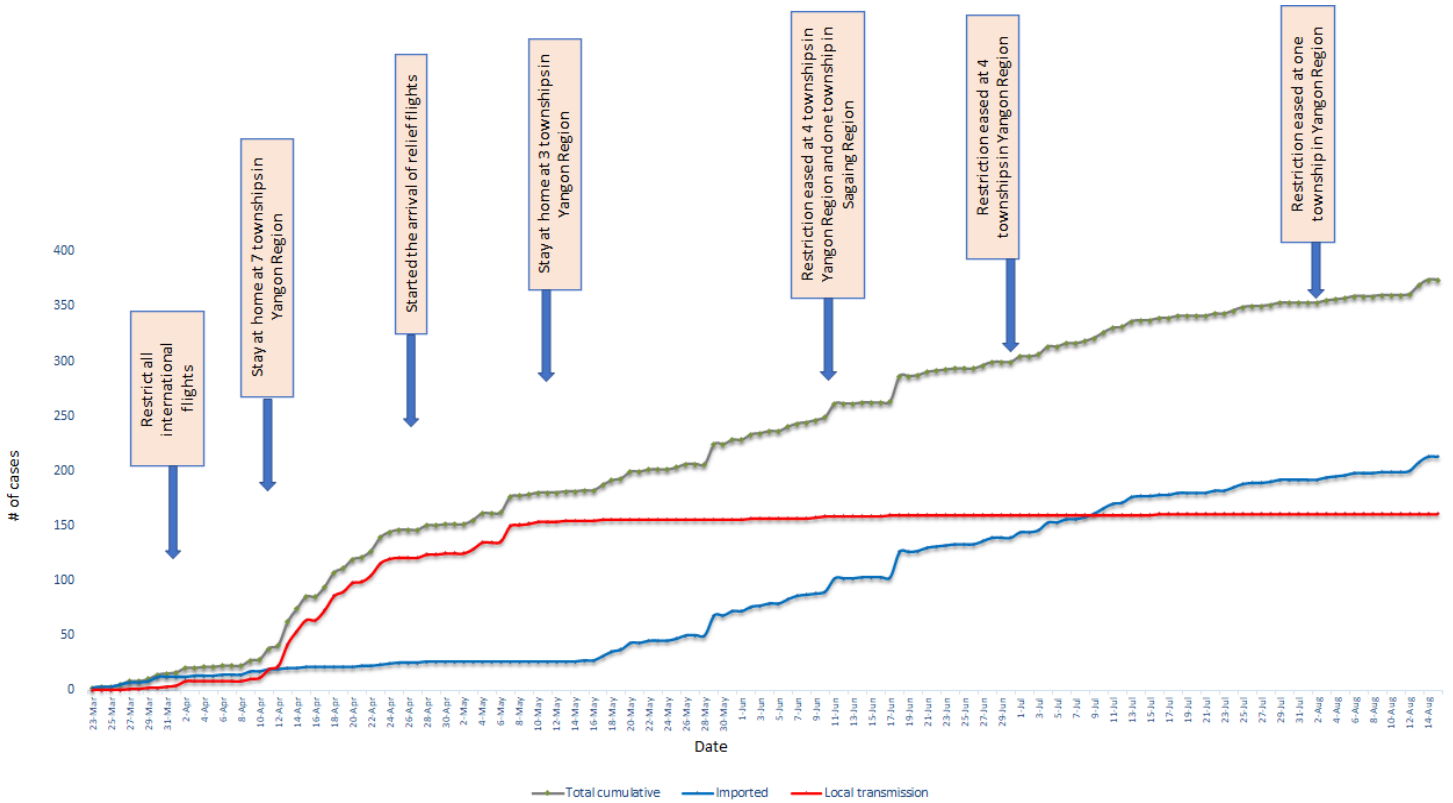


*No. of new cases by State and Region are counted according to epidemiology situation

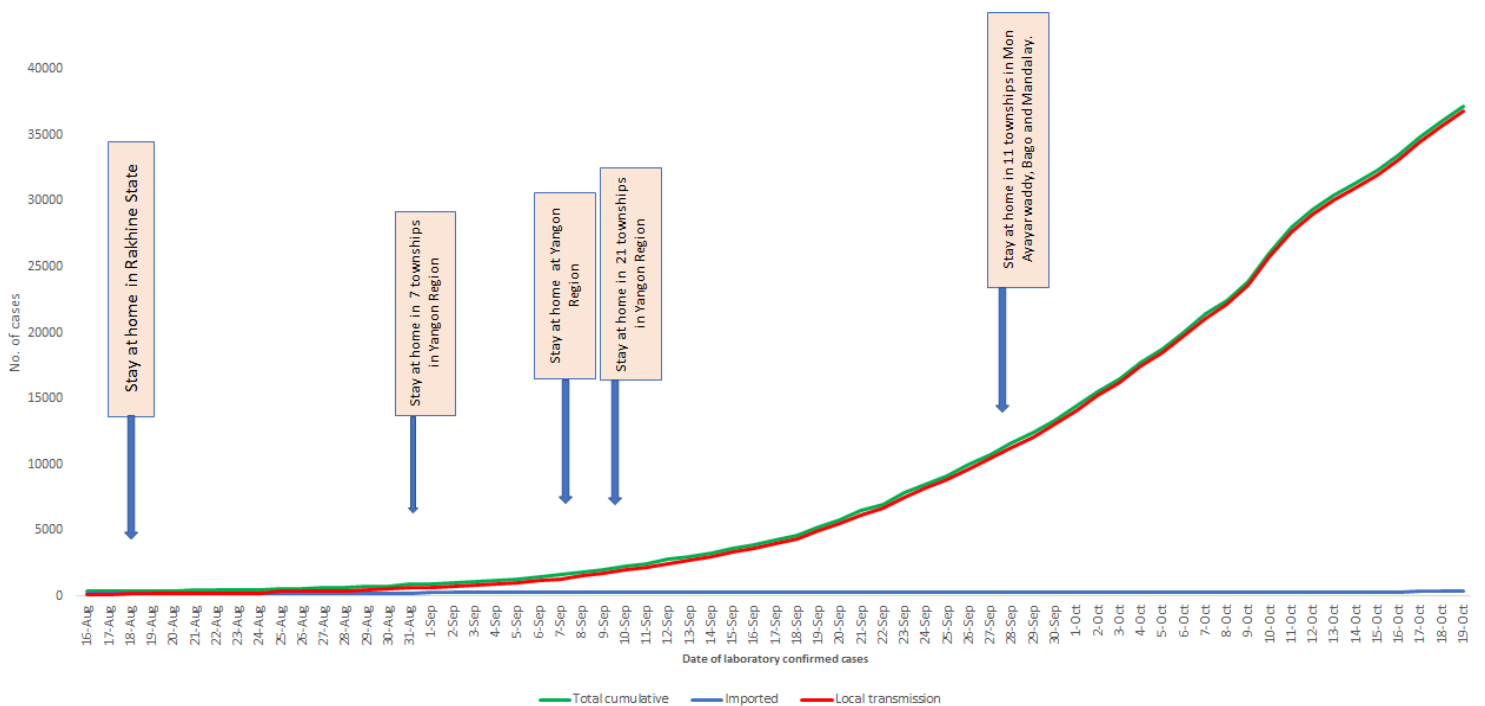
COVID-19 confirmed cases by types of transmissions (as of 19.10.2020) n=37,196



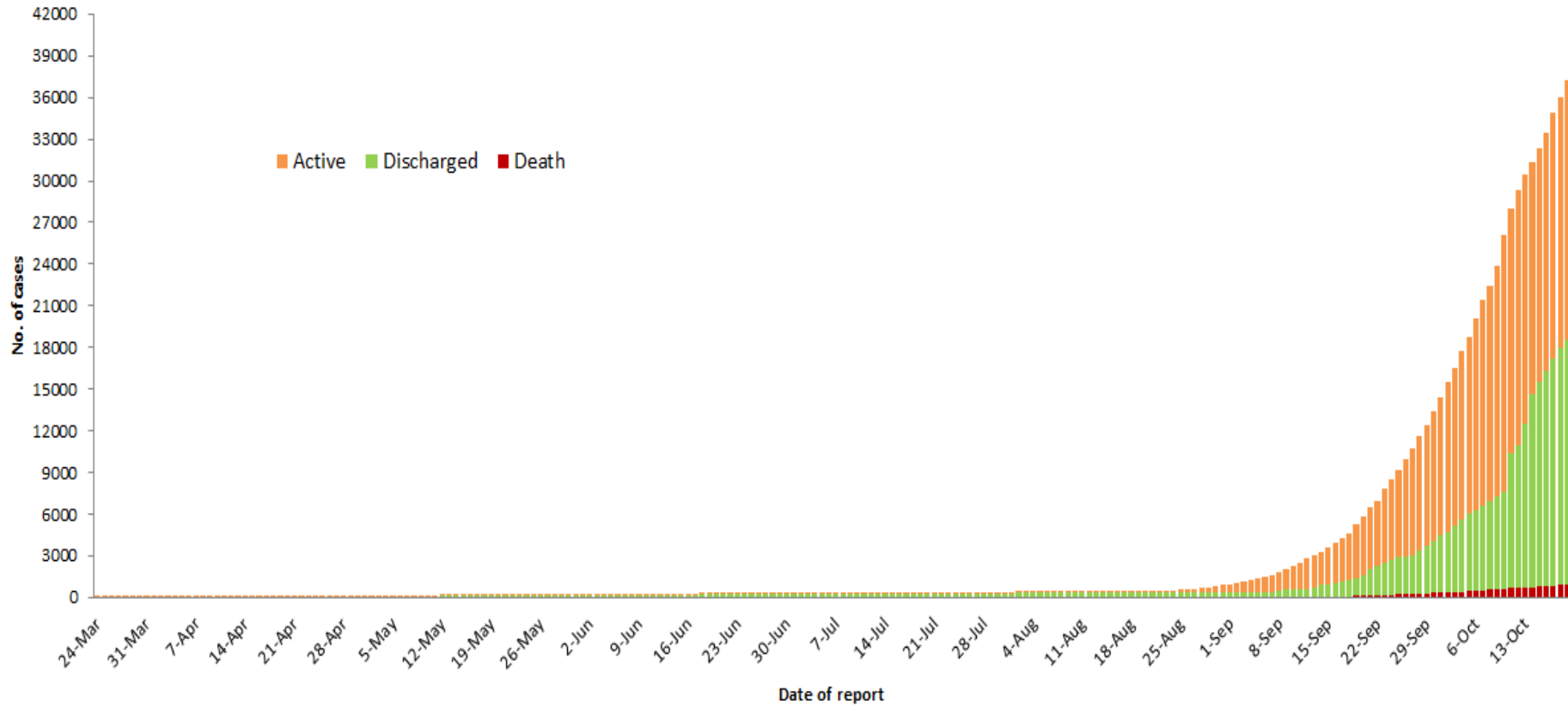
Total cumulative number of cases, imported and local transmission cases by date (23.3.2020- 15.8.2020), n= 374



Total cumulative number of cases, imported and local transmission cases by date (16.8.2020- 19.10.2020)



Cumulative Number of active confirmed cases, discharged and deaths (23.3.2020 – 19.10.2020), n (cumulative)=37,196



* Discharged criteria for COVID-19 patients was changed on 10.10.2020

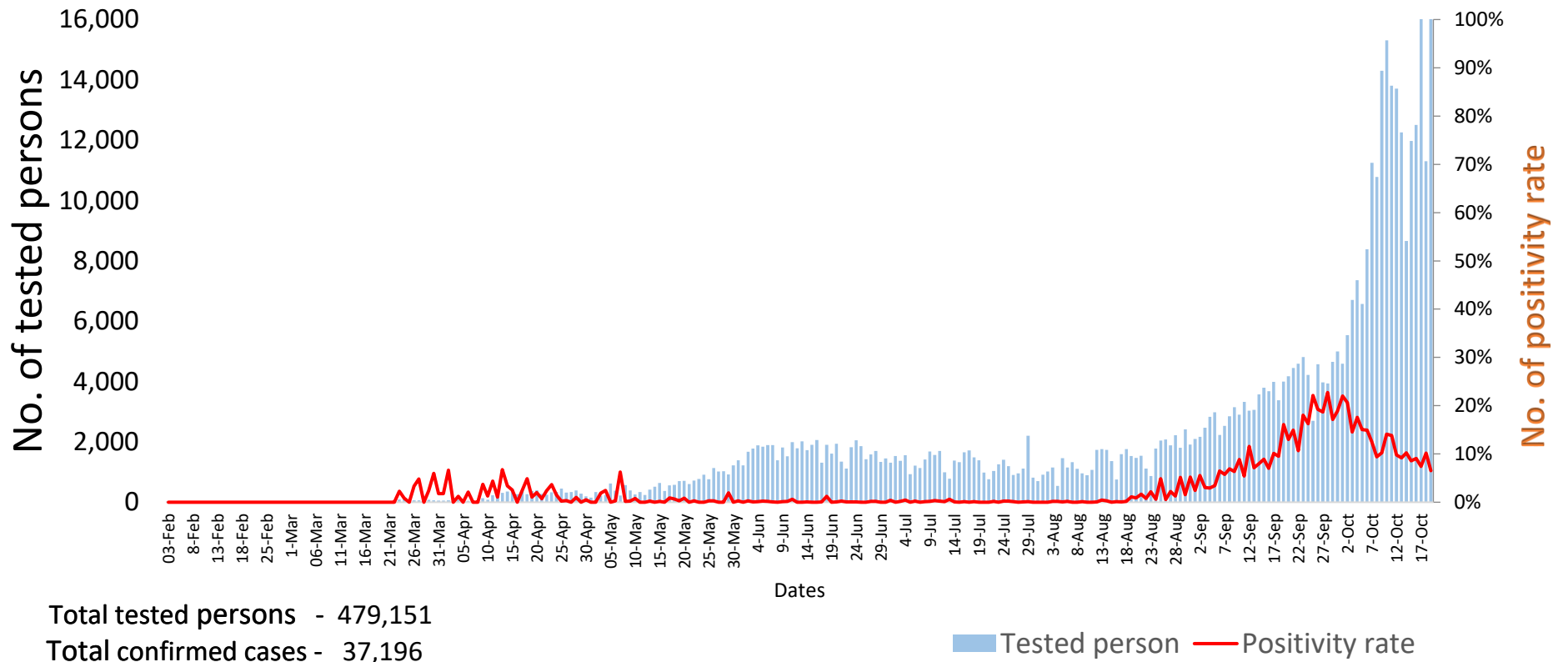
Summary of current situation		
Type	New (18.10.2020-19.10.2020)	Total (on 19.10.2020)
Suspected and Person Under Investigation (PUI)	451	1,733
Hospital Quarantine	52	306
Facility Quarantine	3,282	61,544

Person under Investigation (PUI) by State/Region hospitals (31.1.2020 – 19.10.2020) n= 25,755	No. of Facility Quarantine sites and Quarantined people on 19.10.2020
---	---

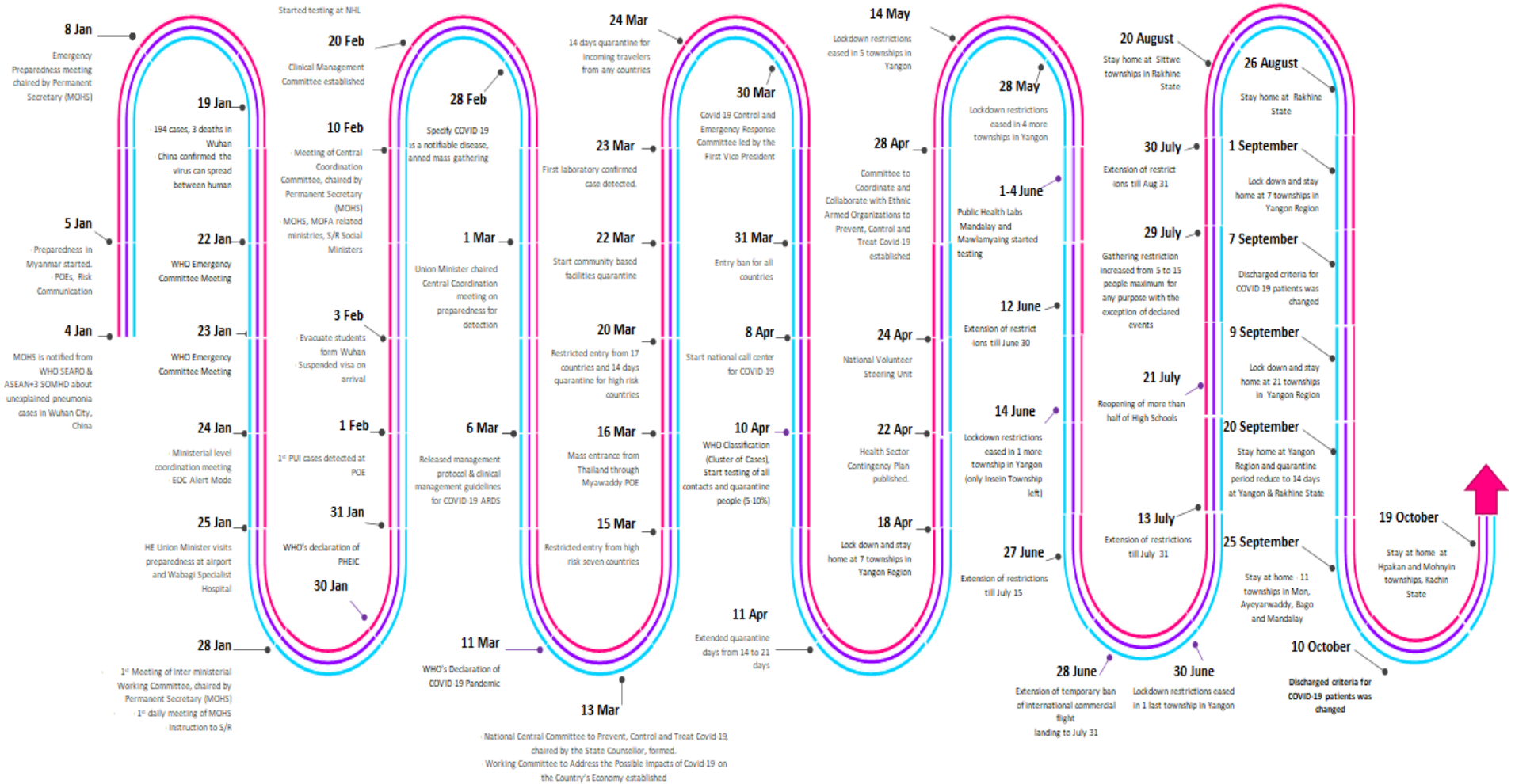
No.	State/Region	PUI	No.	State/Region	No. of facilities	Total no. of quarantine
1	Yangon	17,402	1	Yangon	364	13,179
2	Mandalay	3,341	2	Ayeyarwaddy	1,162	12,328
3	Mon	885	3	Bago	1095	10,837
4	Kayin	592	4	Magway	599	4,409
5	Rakhine	556	5	Sagaing	835	3,826
6	Magway	521	6	Mandalay	366	2,948
7	Ayeyarwaddy	476	7	Kachin	304	2,892
8	Bago	456	8	Kayin	232	1,879
9	Shan(N)	385	9	Rakhine	269	1,565
10	Thanintharyi	224	10	Mon	35	1,520
11	Sagaing	174	11	Tanintharyi	153	1,394
12	Shan (E)	164	12	Naypyitaw	12	1,303
13	Shan(S)	158	13	Shan South	143	1,235
14	Naypyitaw	152	14	Shan North	382	956
15	Kachin	107	15	Shan East	22	585
16	Kayah	94	16	Kayah	12	393
17	Chin	68	17	Chin	28	295
Total		25,755	Total		6,013	61,544

*Facility quarantine rule changed from 21 days to 14 days on 11-9-2020 while 7 days home quarantine rule remain unchanged.

COVID-19 positivity rate by date (as of 19.10.2020)



Timeline of Preparedness and Response to COVID-19 in Myanmar (as of 19.10.2020)



Hotline Number — 0673 420 268

Data source - CEU, DMS, NHL, PHL (MDY and MLM), DMR, DSGH, State and Region Health Departments