



# Ministry of Health and Sports (Myanmar)

## Department of Public Health

### Central Epidemiology Unit

(19 October 2020)

Situation Report -195

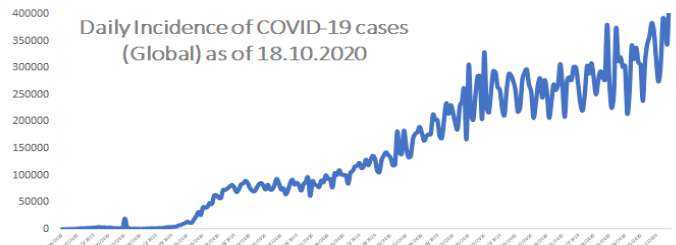
## Coronavirus Disease 2019 (COVID-19)

WHO Coronavirus Disease (COVID-19) Dashboard data as of 2:43 PM CEST 18 October 2020

**Confirmed cases**  
**39,596,858**

**Deaths**  
**1,107,374**

**Case Fatality Rate**  
**2.8%**



### Myanmar Situation

Data as reported by States and Regions by 18 October 2020

Total Tested-461,048

**36,025**

Confirmed Cases

**17,076**

Discharged

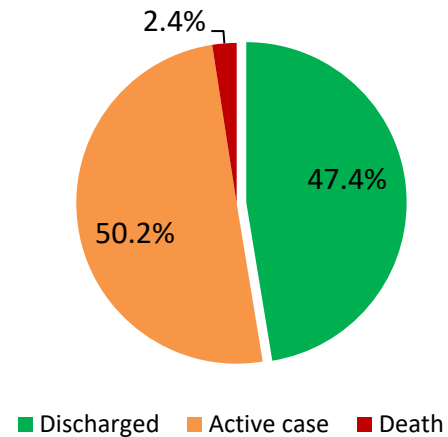
**425,023**

Negative

**880**

Death

Current Situation of Confirmed cases (23.3.2020-18.10.2020), n=36,025



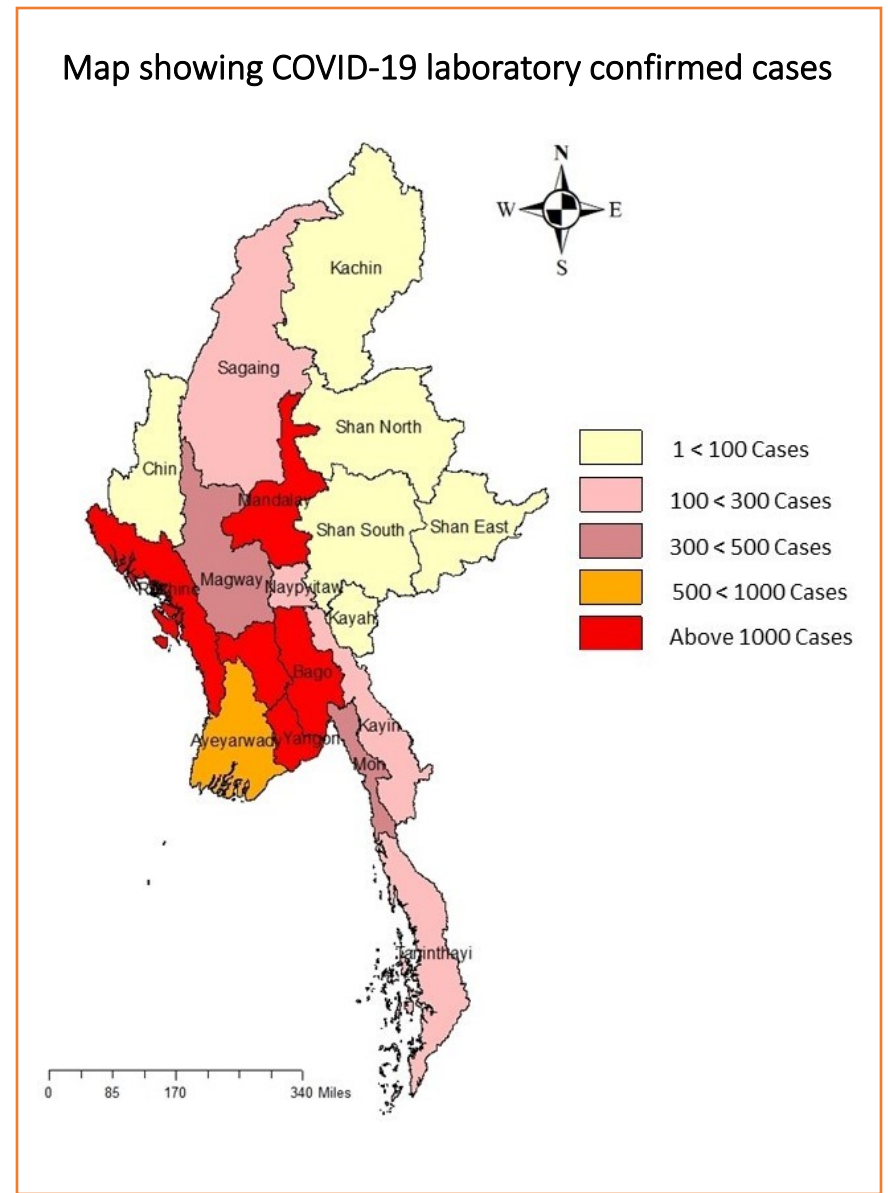
COVID-19 confirmed cases by two phases (23.3.2020 – 18-10-2020), n=36,025

Date	Local transmission		Imported		Total cases	Total Death
	No. of cases	Death	No. of case	Death		
(23.3.2020-15.8.2020)	161	5	213	1	374	6
(16.8.2020-18.10.2020)	35519	874	132		35651	874
<b>Total</b>	<b>35680</b>	<b>879</b>	<b>345</b>	<b>1</b>	<b>36025</b>	<b>880</b>

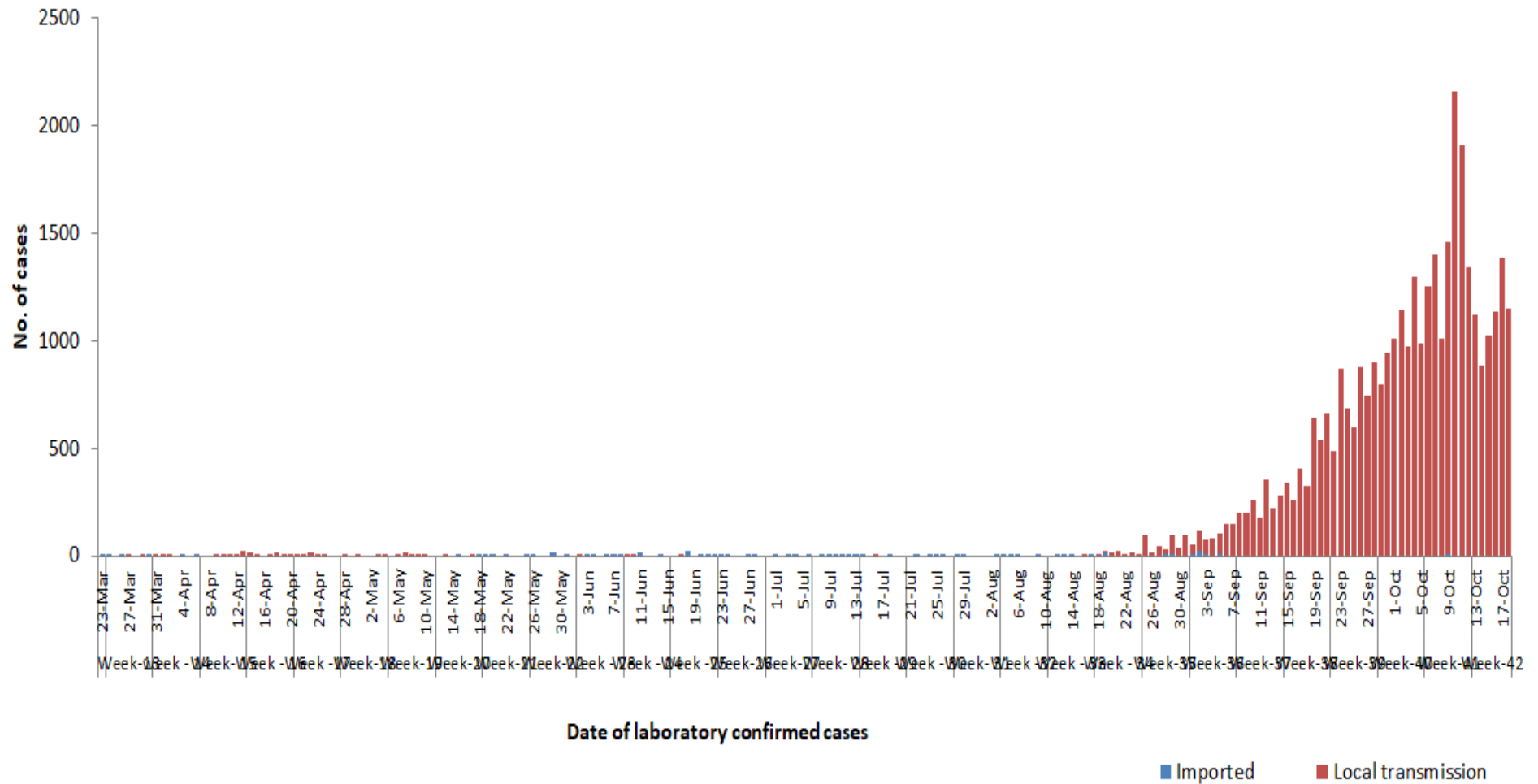
COVID-19 confirmed cases and death by State/Region (23.3.2020 – 18-10-2020), n=36,025

No	State/Region	COVID –19 Confirmed case	New confirmed cases within 24 hours	Deaths
1	Yangon	28,472	841	843
2	Rakhine	2,544	55	10
3	Bago	1,408	112	3
4	Mandalay	1,065	44	2
5	Ayeyarwaddy	707	49	4
6	Mon	490	1	8
7	Magway	312	9	1
8	Sagaing	269	6	-
9	Naypyitaw	228	-	3
10	Kayin	147	17	3
11	Thanintharyi	142	5	1
12	Kachin	97	7	-
13	Chin	62	-	1
14	Shan (South)	54	-	1
15	Shan (North)	18	4	-
16	Shan (East)	9	-	-
17	Kayah	1	-	-
<b>Total</b>		<b>36,025</b>	<b>1,150</b>	<b>880</b>

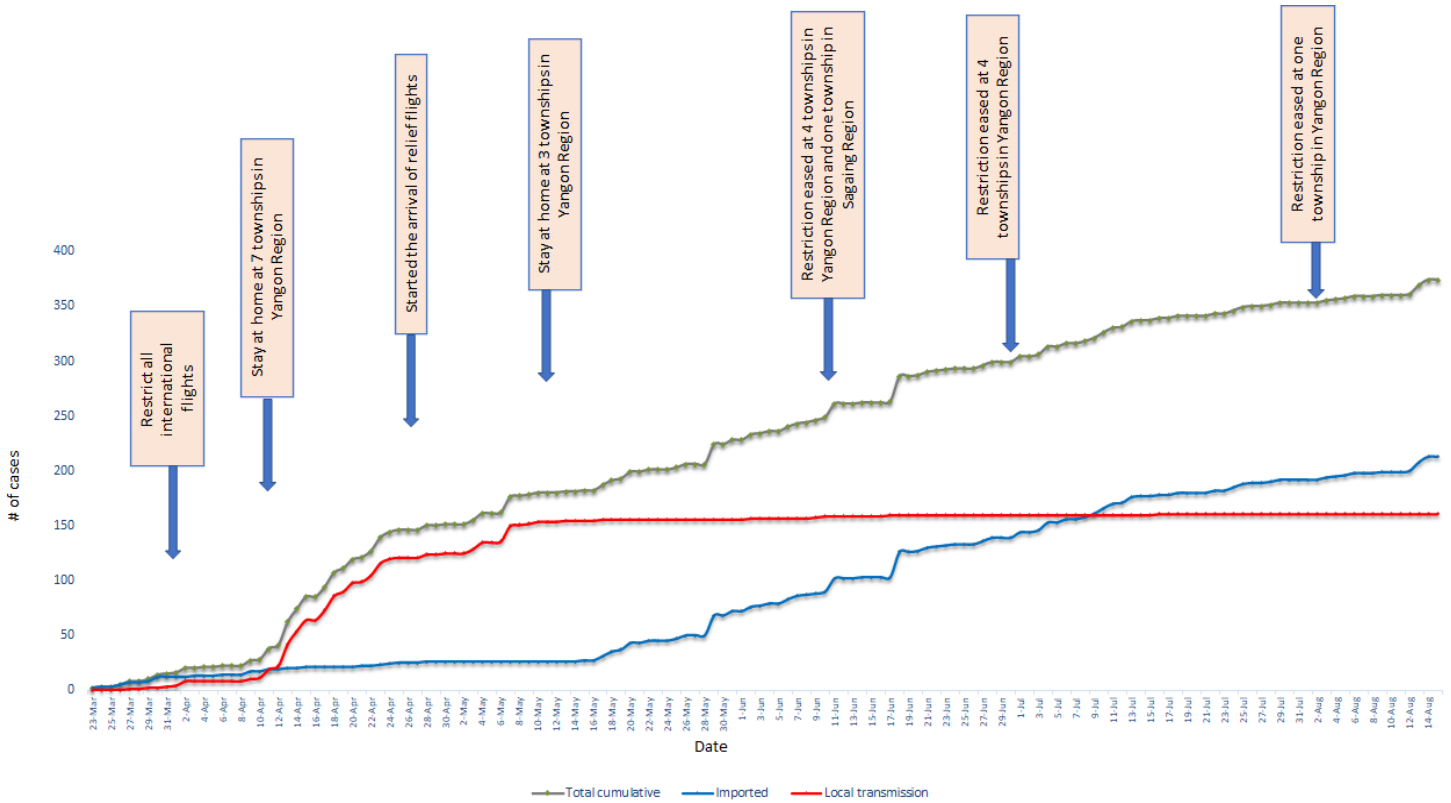
\*No. of new cases by State and Region are counted according to epidemiology situation



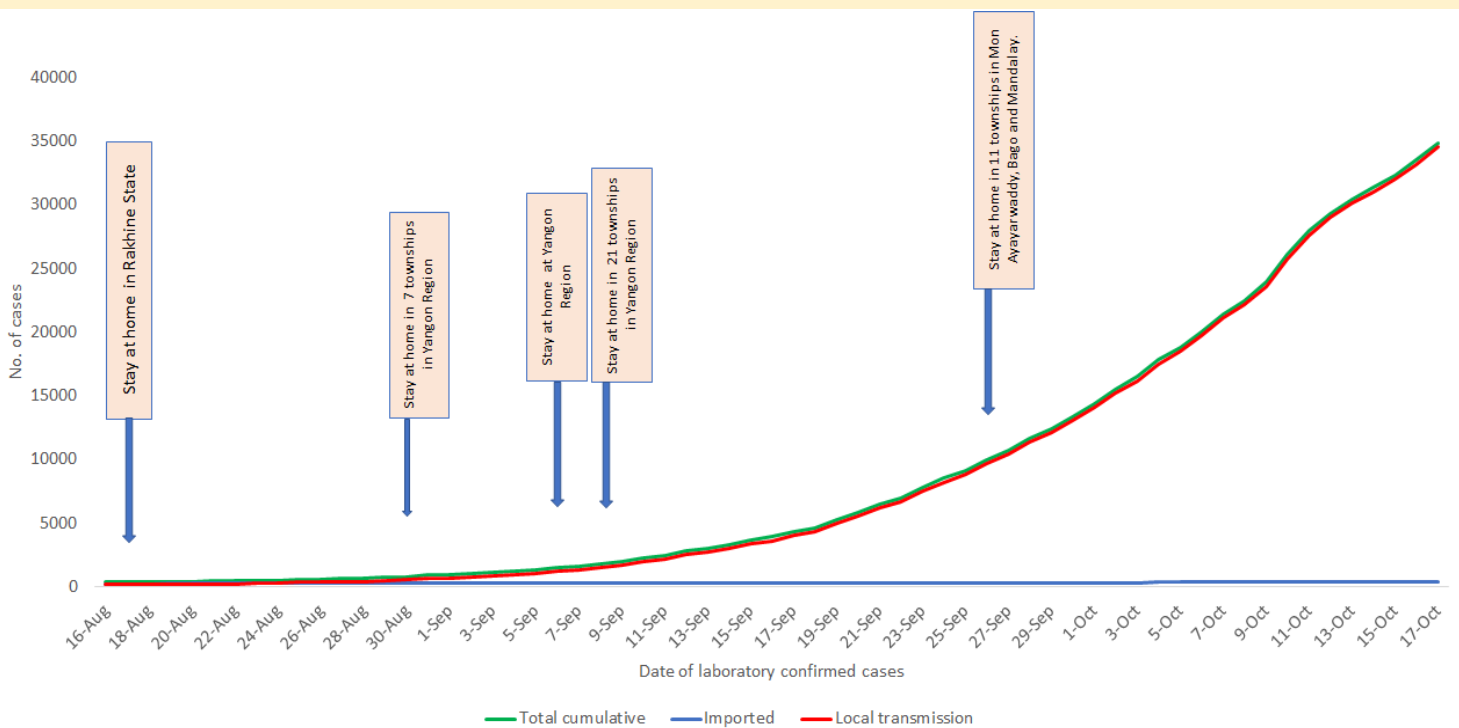
## COVID-19 confirmed cases by types of transmissions (as of 18.10.2020) n=36,025



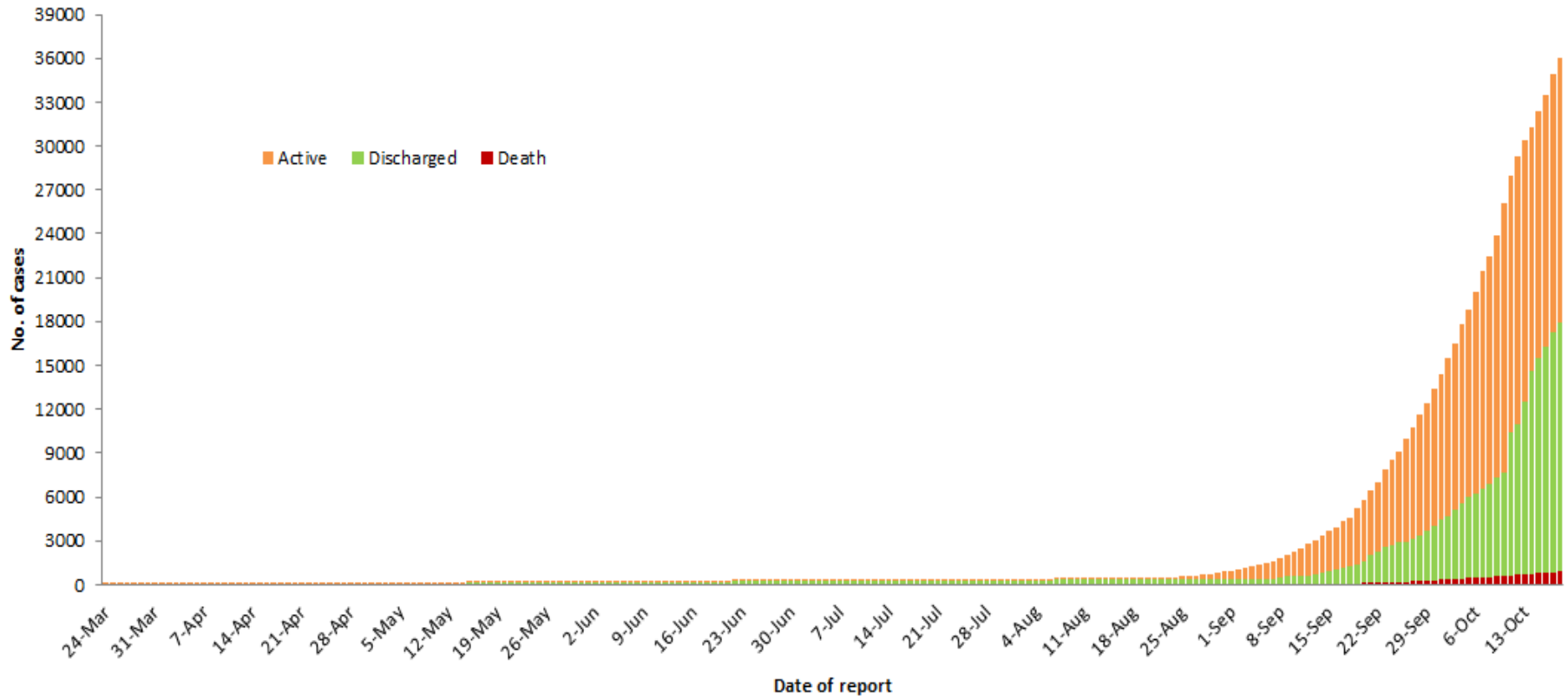
Total cumulative number of cases, imported and local transmission cases by date (23.3.2020- 15.8.2020), n= 374



Total cumulative number of cases, imported and local transmission cases by date (16.8.2020- 18.10.2020)



**Cumulative Number of active confirmed cases, discharged and deaths (23.3.2020 – 18.10.2020), n (cumulative)=36,025**



\* Discharged criteria for COVID-19 patients was changed on 10.10.2020

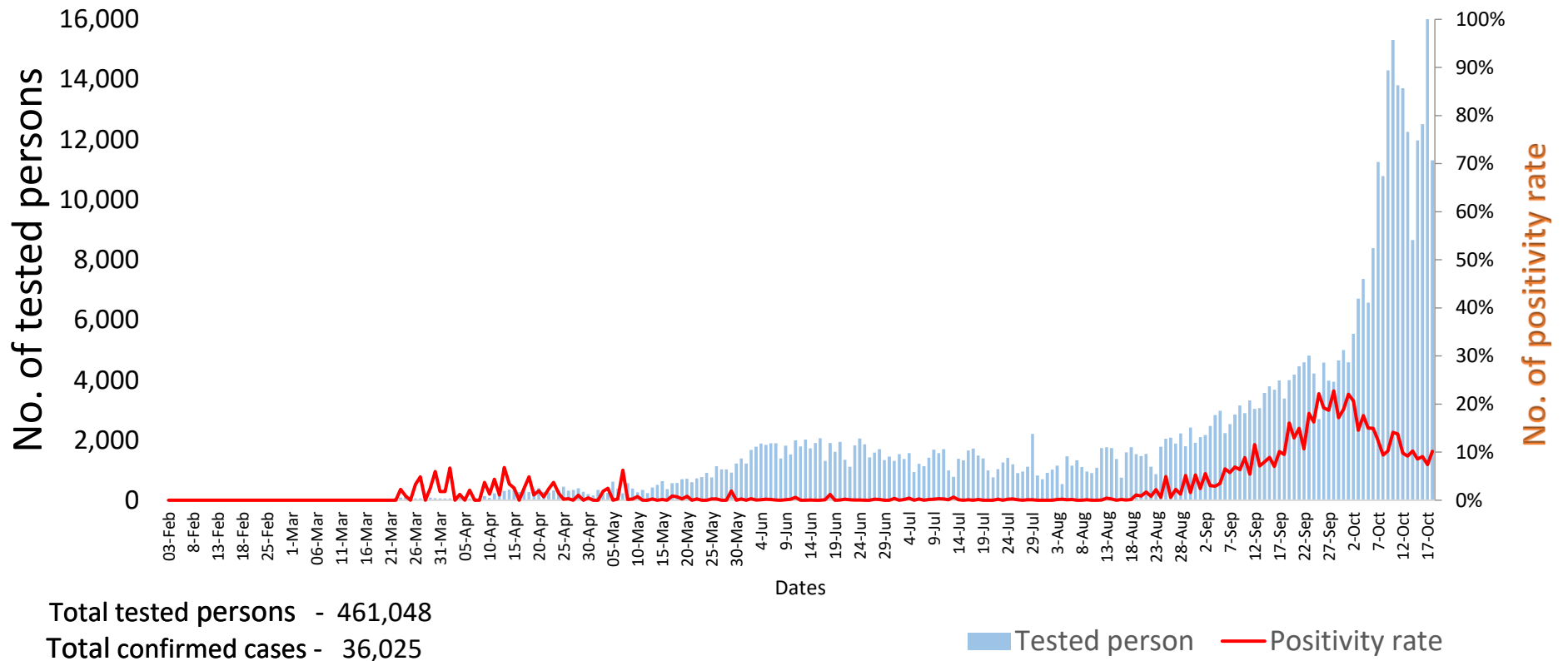
Summary of current situation		
Type	New (17.10.2020-18.10.2020)	Total (on 18.10.2020)
Suspected and Person Under Investigation (PUI)	439	1,713
Hospital Quarantine	42	354
Facility Quarantine	3,508	60,187

Person under Investigation (PUI) by State/Region hospitals (31.1.2020 – 18.10.2020) n= 25,304	No. of Facility Quarantine sites and Quarantined people on 18.10.2020
---	---

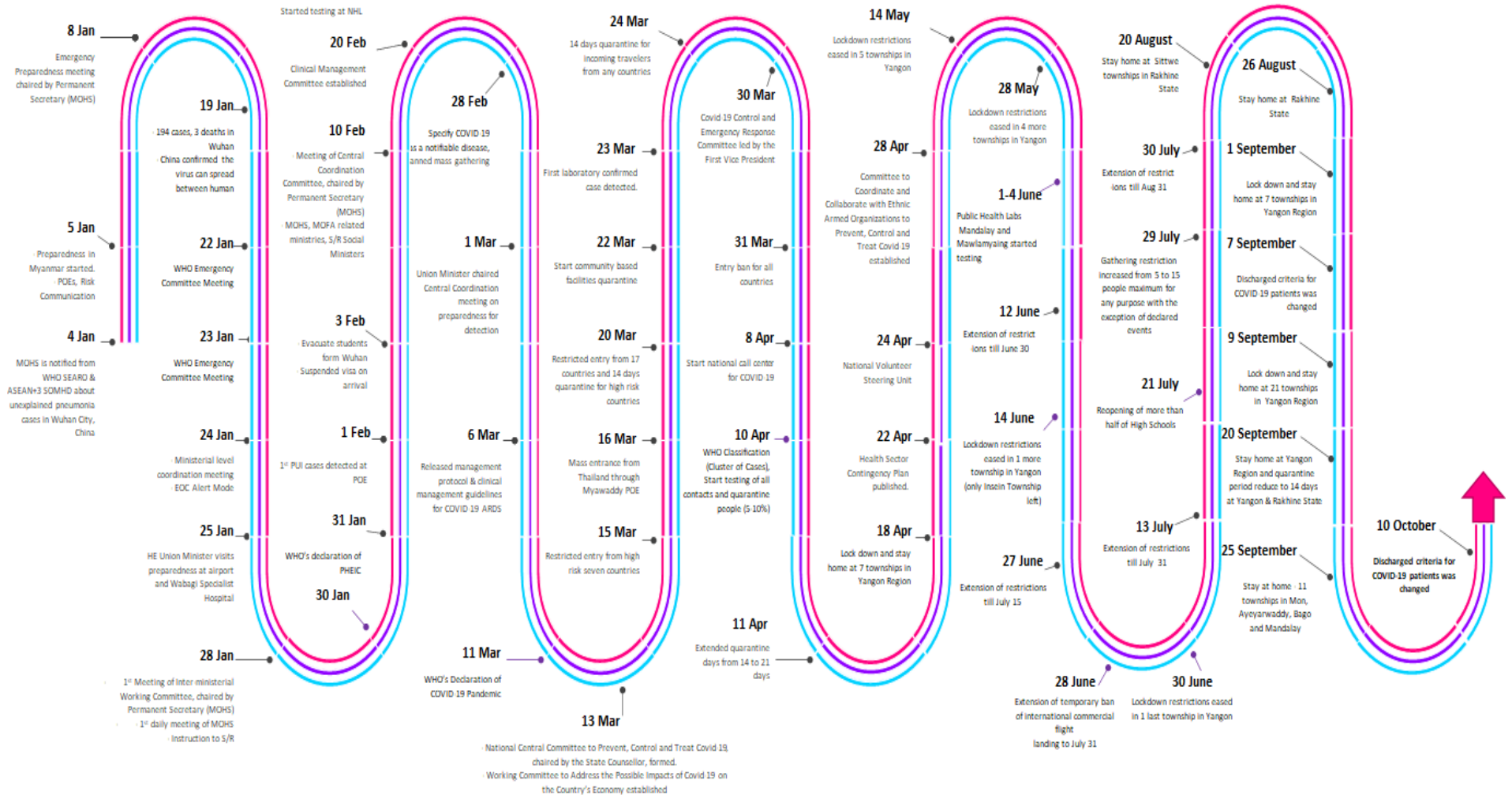
No.	State/Region	PUI	No.	State/Region	No. of facilities	Total no. of quarantine
1	Yangon	15,961	1	Yangon	362	13,166
2	Mandalay	3,069	2	Ayeyarwaddy	1,162	11,350
3	Mon	833	3	Bago	1120	10,561
4	Kayin	557	4	Magway	599	4,409
5	Rakhine	524	5	Sagaing	835	3,917
6	Magway	496	6	Mandalay	394	3,092
7	Ayeyarwaddy	434	7	Kachin	322	3,078
8	Bago	432	8	Kayin	236	1,750
9	Shan(N)	378	9	Rakhine	276	1,600
10	Thanintharyi	200	10	Tanintharyi	153	1,321
11	Sagaing	163	11	Mon	32	1,277
12	Shan ( E)	160	12	Shan South	143	1,186
13	Shan(S)	157	13	Naypyitaw	12	1,124
14	Naypyitaw	142	14	Shan North	441	1100
15	Kachin	106	15	Shan East	22	587
16	Kayah	92	16	Kayah	12	381
17	Chin	63	17	Chin	28	288
<b>Total</b>		25,304	<b>Total</b>		6,149	60,187

\*Facility quarantine rule changed from 21 days to 14 days on 11-9-2020 while 7 days home quarantine rule remain unchanged.

## COVID-19 positivity rate by date (as of 18.10.2020)



# Timeline of Preparedness and Response to COVID-19 in Myanmar (as of 18.10.2020)



Hotline Number — 0673 420 268

Data source - CEU, DMS, NHL, PHL (MDY and MLM), DMR, DSGH, State and Region Health Departments