



Ministry of Health and Sports (Myanmar)

Department of Public Health

Central Epidemiology Unit

(28 September 2020)

Coronavirus Disease 2019 (COVID-19)

Situation Report - 174

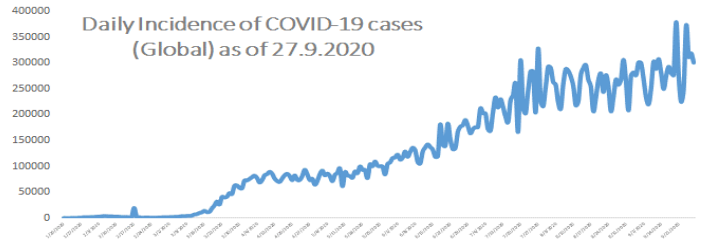
Data as reported by States and Regions by 27 September 2020

WHO Coronavirus Disease (COVID-19) Dashboard data as of 1:08 PM CEST 27 September 2020

Confirmed cases
32,730,945

Deaths
991,224

Case Fatality Rate
3%



Myanmar Situation

Total Tested
253,704

Confirmed Cases
10,734

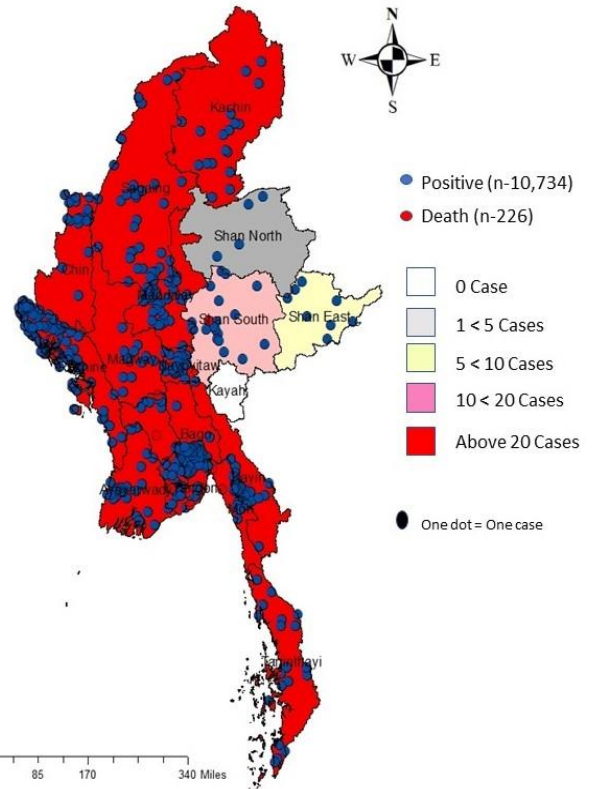
Negative
242,970

Discharged
2,862
26.7% of Confirmed cases

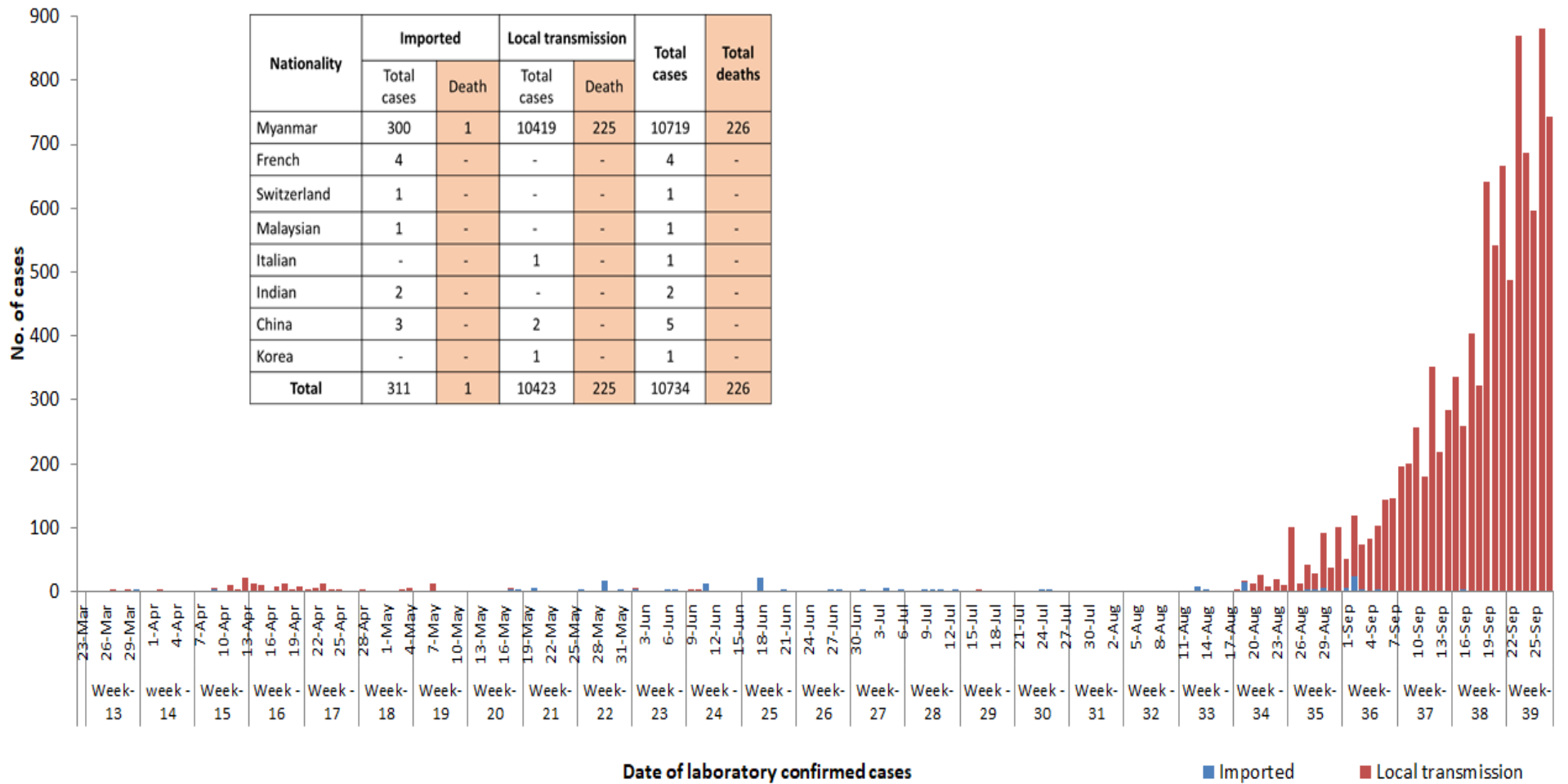
Death
226
2.1% of Confirmed cases

No	State/Region	COVID-19 Confirmed case	New confirmed cases within 24 hours	Deaths
1	Yangon	7,920	482	211
2	Rakhine	1,477	188	3
3	Bago	288	25	3
4	Mon	250	14	4
5	Mandalay	249	9	1
6	Ayeyarwaddy	206	2	-
7	Naypyitaw	120	11	2
8	Sagaing	58	6	-
9	Kayin	40	-	-
10	Magway	33	-	-
11	Thanintharyi	24	1	1
12	Chin	22	1	-
13	Kachin	20	4	-
14	Shan (South)	17	-	1
15	Shan (East)	6	-	-
16	Shan (North)	4	-	-
17	Kayah	-	-	-
Total		10,734	743	226

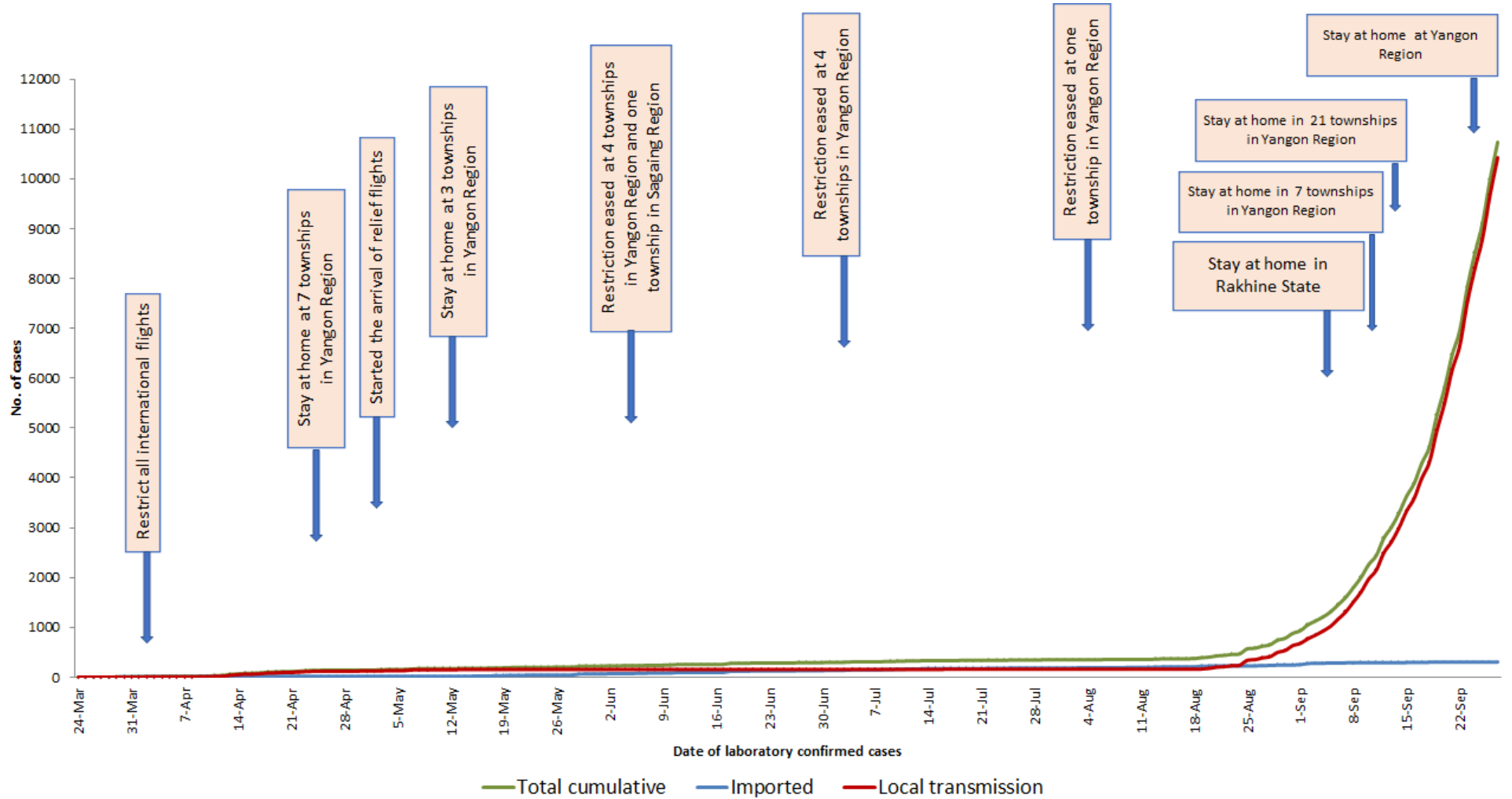
Map showing COVID-19 laboratory confirmed cases



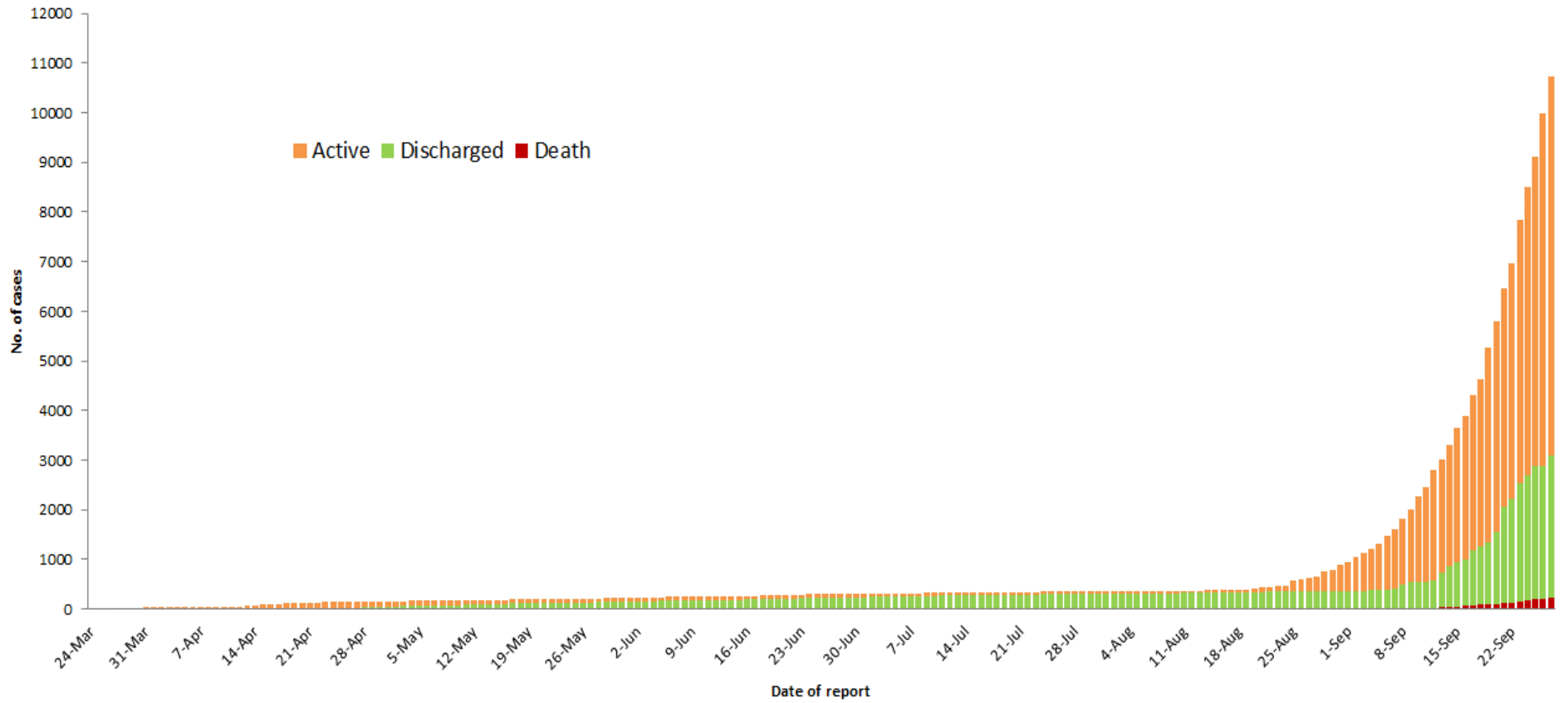
COVID-19 confirmed cases by types of transmissions (as of 27.9.2020) n=10,734



Total laboratory confirmed cases by date (as of 27.9.2020), n= 10,734



Cumulative Number of active confirmed cases, recovered and deaths (23.3.2020 – 27.9.2020), n (cumulative)=10,734



Summary of current situation		
Type	New (26.9.2020-27.9.2020)	Total (on 27.9.2020)
Suspected and Person Under Investigation (PUI)	471	1404
Hospital Quarantine	52	549
Facility Quarantine	2,826	46,366

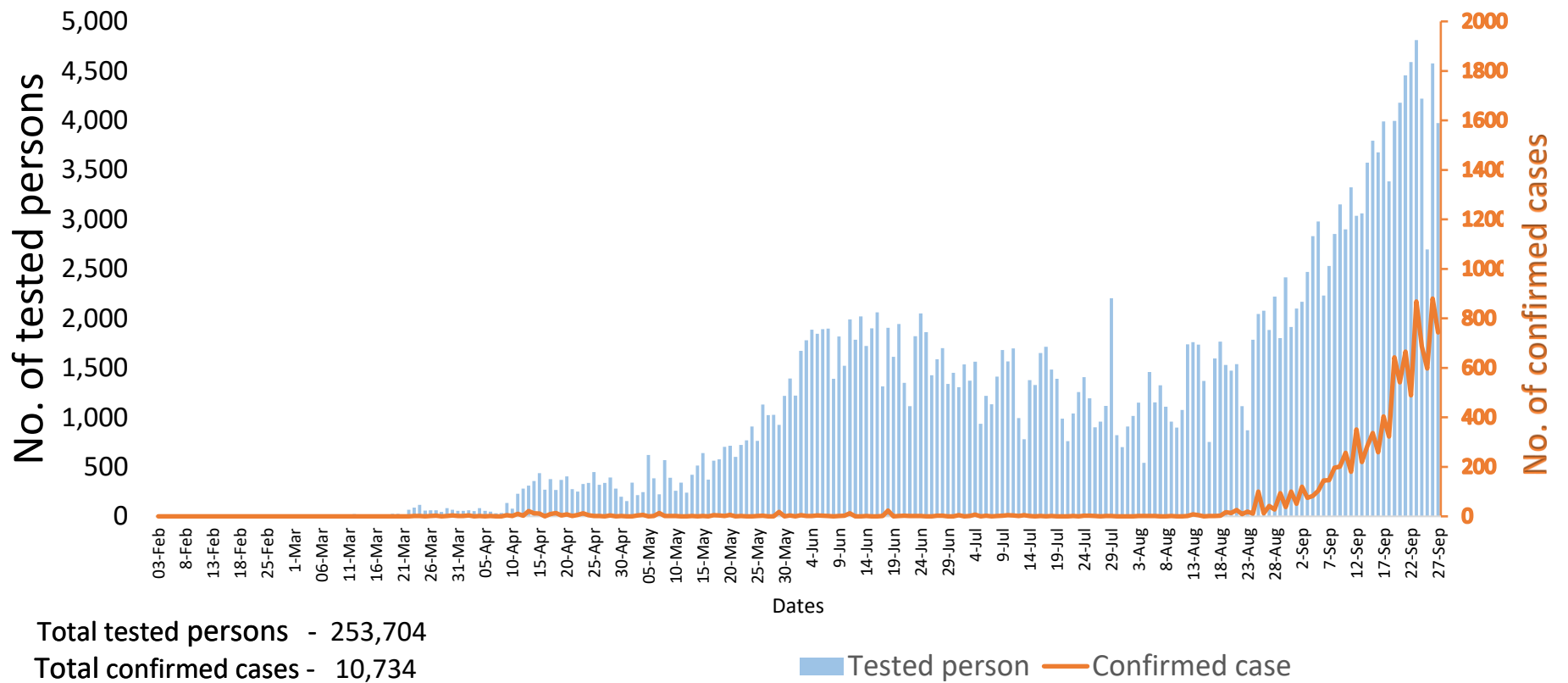
Person under Investigation (PUI) by State/Region hospitals (31.1.2020 – 27.9.2020) n= 14,691	No. of Facility Quarantine sites and Quarantined people on 27.9.2020
--	--

No.	State/Region	PUI	No.	State/Region	No. of facilities	Total no. of quarantine
1	Yangon	8921	1	Bago	1128	8433
2	Mandalay	2248	2	Ayeyarwaddy	1143	6527
3	Mon	623	3	Yangon	90	5250
4	Kayin	465	4	Magway	632	4589
5	Magway	390	5	Sagaing	641	4305
6	Shan (N)	323	6	Mandalay	467	3072
7	Rakhine	321	7	Mon	119	2953
8	Bago	310	8	Kachin	240	2360
9	Ayeyarwaddy	265	9	Kayin	373	2150
10	Shan (S)	139	10	Rakhine	300	1612
11	Shan (E)	138	11	Naypyitaw	13	1334
12	Thanintharyi	129	12	Shan South	133	1198
13	Sagaing	120	13	Tanintharyi	153	1025
14	Naypyitaw	94	14	Shan North	371	725
15	Kayah	86	15	Kayah	12	383
16	Kachin	71	16	Chin	25	327
17	Chin	48	17	Shan East	16	123
Total		14,691	Total		5,856	46,366

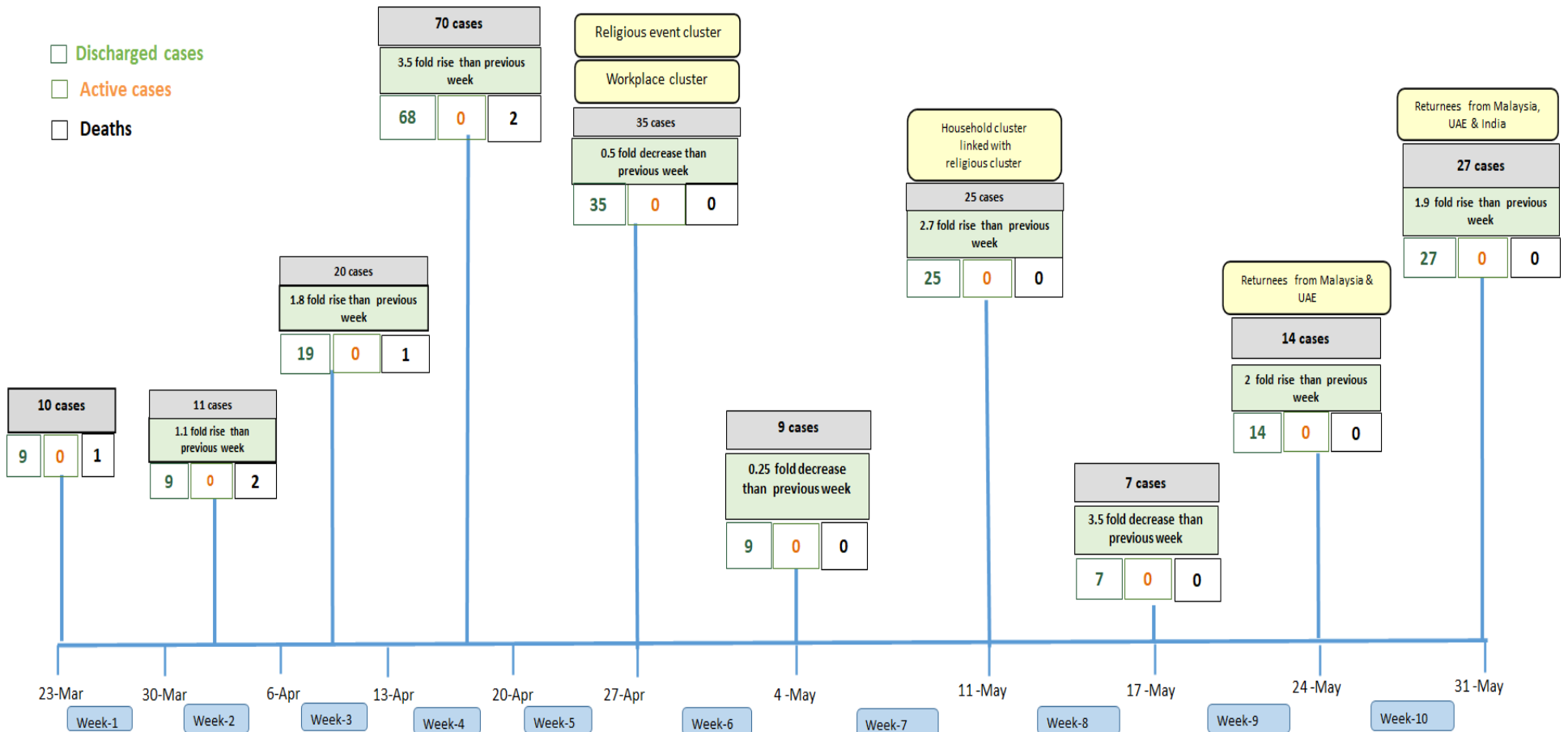
*Facility quarantine rule changed from 21 days to 14 days on 11-9-2020 while 7 days home quarantine rule remain unchanged.

- First two confirmed cases were detected on 23 March 2020.
- Local transmission are increased during April and May 2020 due to big religious cluster in Yangon.
- After religious cluster, imported cases were mainly detected due to returnees from other countries.
- In August, local transmission were dramatically raised in Rakhine State firstly and other big clusters were detected in –
 - Mandalay- Myingyan cluster
 - Yangon – Thingangyun cluster.

COVID-19 confirmed cases among tested by date (as of 27.9.2020)

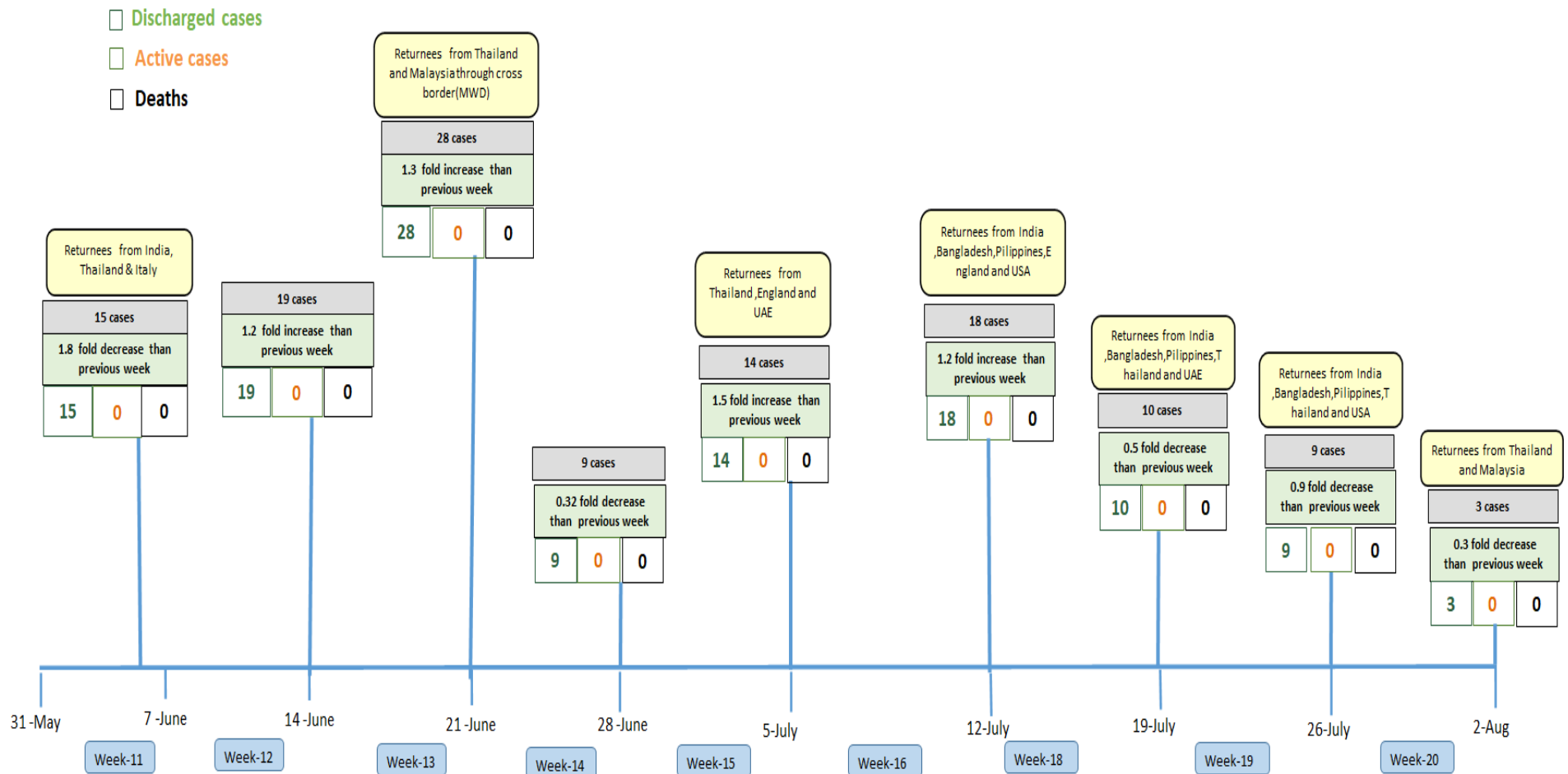


Summary of new confirmed cases detection after first two cases (as of 27.9.2020)



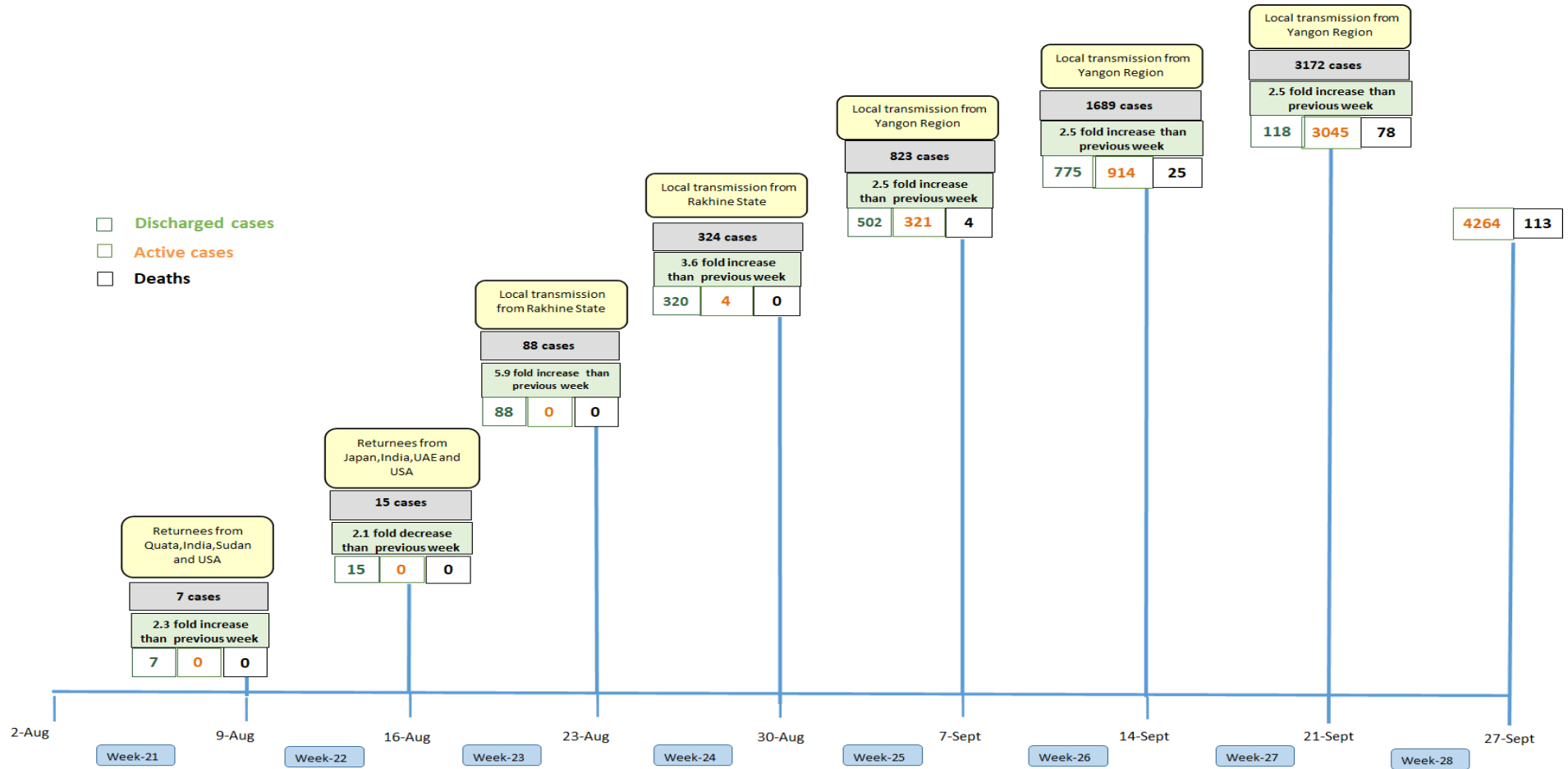
- Confirmed cases were detected as a peak in the 4th week after first confirmed cases due to the religious event cluster.
- Confirmed cases were decreased but still raised than the first 3 weeks due to the religious event cluster and workplace cluster.
- There were an increased in numbers of cases in the 7th week after the first two cases due to the household cluster linked with a religious cluster.
- Confirmed cases were detected by a nearly two-fold rise in the 9th and 10th weeks after the first two cases because of returnees coming back by relief flights.

Summary of new confirmed cases detection after first two cases (as of 27.9.2020)



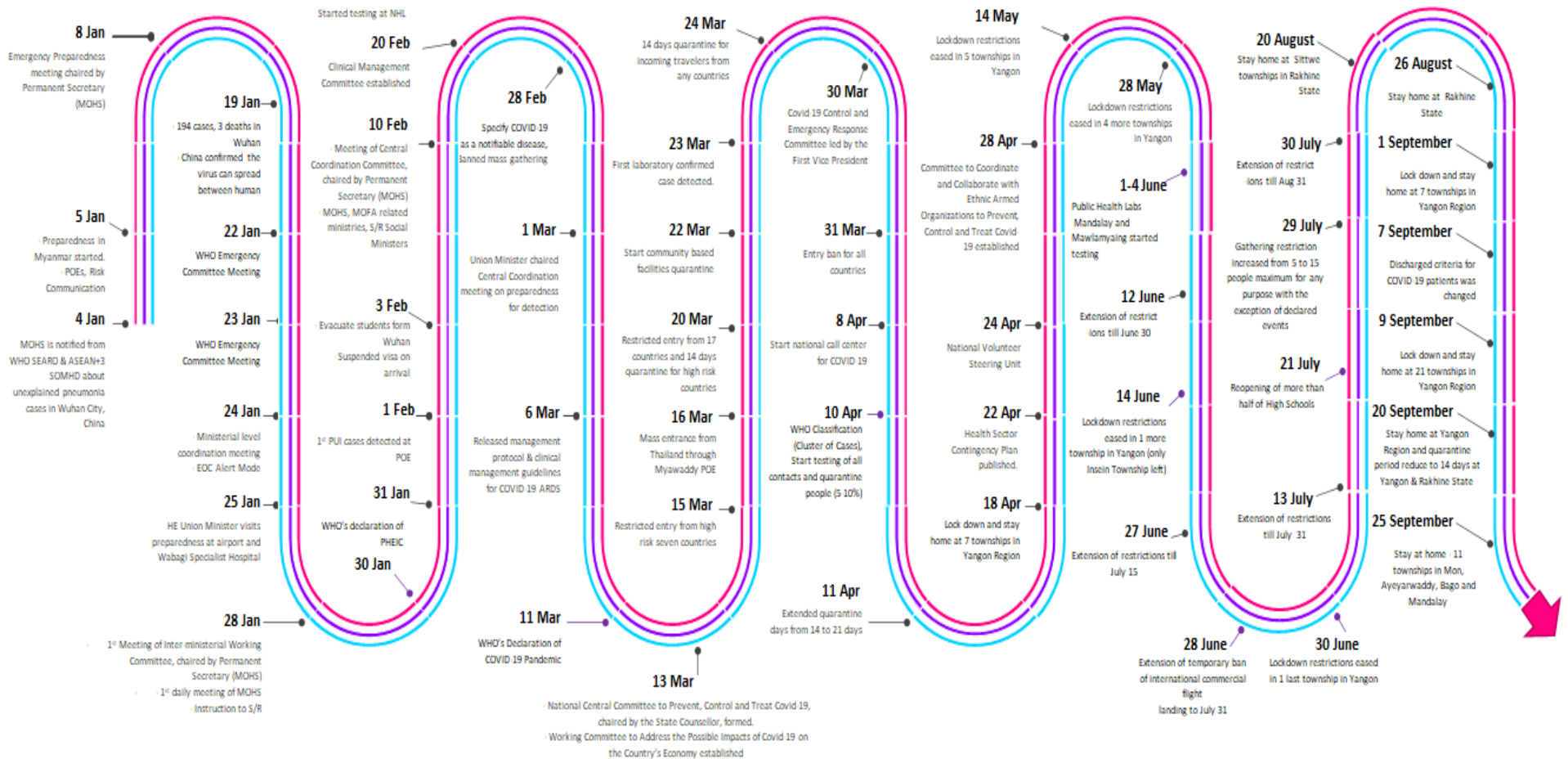
- Confirmed cases were detected as a peak in the 4th week after first confirmed cases due to the religious event cluster.
- Confirmed cases were decreased but still raised than the first 3 weeks due to the religious event cluster and workplace cluster.
- There were an increased in numbers of cases in the 7th week after the first two cases due to the household cluster linked with a religious cluster.
- Confirmed cases were detected by a nearly two-fold rise in the 9th and 10th weeks after the first two cases because of returnees coming back by relief flights.

Summary of new confirmed cases detection after first two cases (as of 27.9.2020)



- Confirmed cases were detected as a peak in the 4th week after first confirmed cases due to the religious event cluster.
- Confirmed cases were decreased but still raised than the first 3 weeks due to the religious event cluster and workplace cluster.
- There were an increased in numbers of cases in the 7th week after the first two cases due to the household cluster linked with a religious cluster.
- Confirmed cases were detected by a nearly two-fold rise in the 9th and 10th weeks after the first two cases because of returnees coming back by relief flights.

Timeline of Preparedness and Response to COVID-19 in Myanmar (as of 27.9.2020)



Hotline Number — 0673 420 268

Data source - CEU, DMS, NHL, PHL (MDY and MLM), DMR, DSGH, State and Region Health Departments