



Ministry of Health and Sports (Myanmar)

Department of Public Health

Central Epidemiology Unit

(27 September 2020)

Coronavirus Disease 2019 (COVID-19)

Situation Report - 173

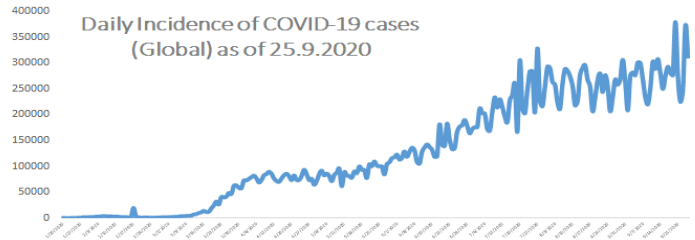
Data as reported by States and Regions by 26 September 2020

WHO Coronavirus Disease (COVID-19) Dashboard data as of 5:14 PM CEST 26 September 2020

Confirmed cases
32,110,656

Deaths
980,031

Case Fatality Rate
3%



Myanmar Situation

Total Tested
249,730

Confirmed Cases
9,991

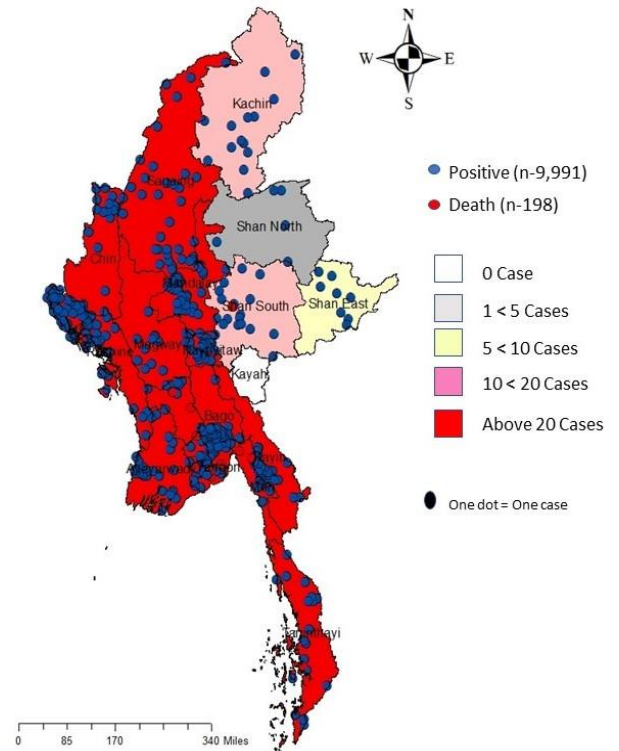
Negative
239,793

Discharged
2,681
26.8% of Confirmed cases

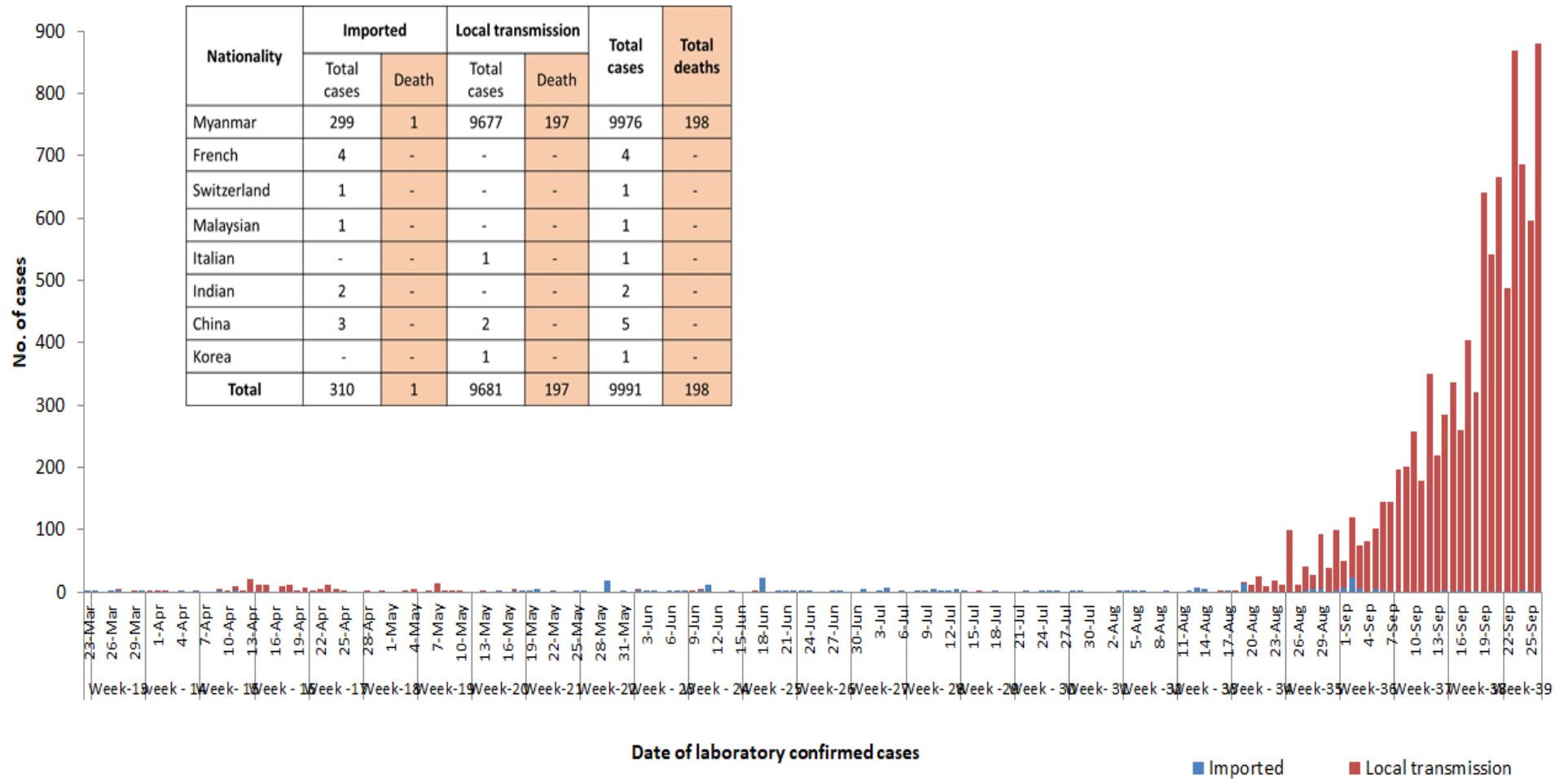
Death
198
2% of Confirmed cases

No	State/Region	COVID -19 Confirmed case	New confirmed cases within 24 hours	Deaths
1	Yangon	7,438	775	184
2	Rakhine	1,289	35	3
3	Bago	263	17	3
4	Mandalay	240	4	1
5	Mon	236	12	3
6	Ayeyarwaddy	204	10	-
7	Naypyitaw	109	15	2
8	Sagaing	52	6	-
9	Kayin	40	2	-
10	Magway	33	4	-
11	Thanintharyi	23	-	1
12	Chin	21	-	-
13	Shan (South)	17	-	1
14	Kachin	16	-	-
15	Shan (East)	6	-	-
16	Shan (North)	4	-	-
17	Kayah	-	-	-
Total		9,991	880	198

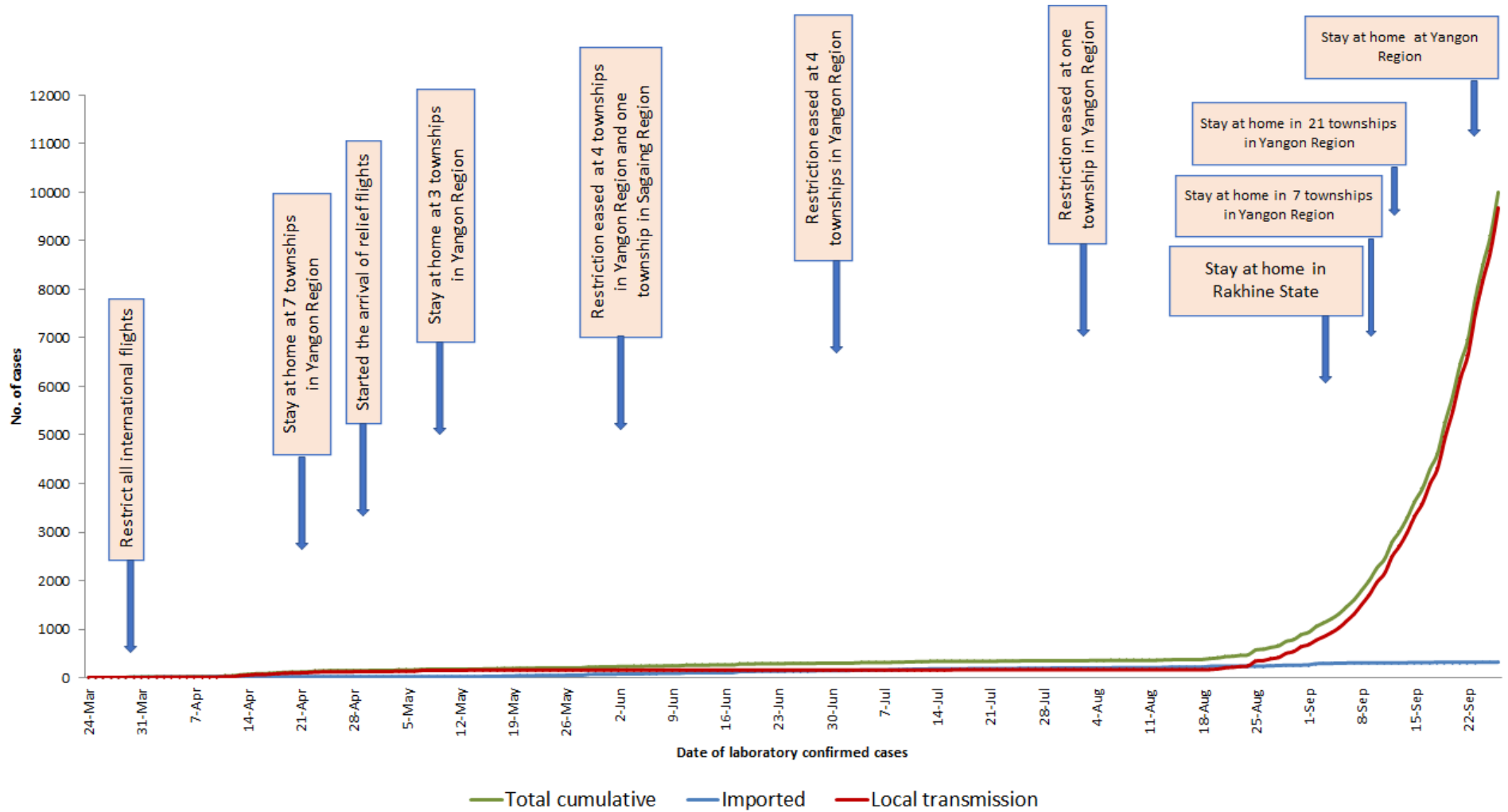
Map showing COVID-19 laboratory confirmed cases



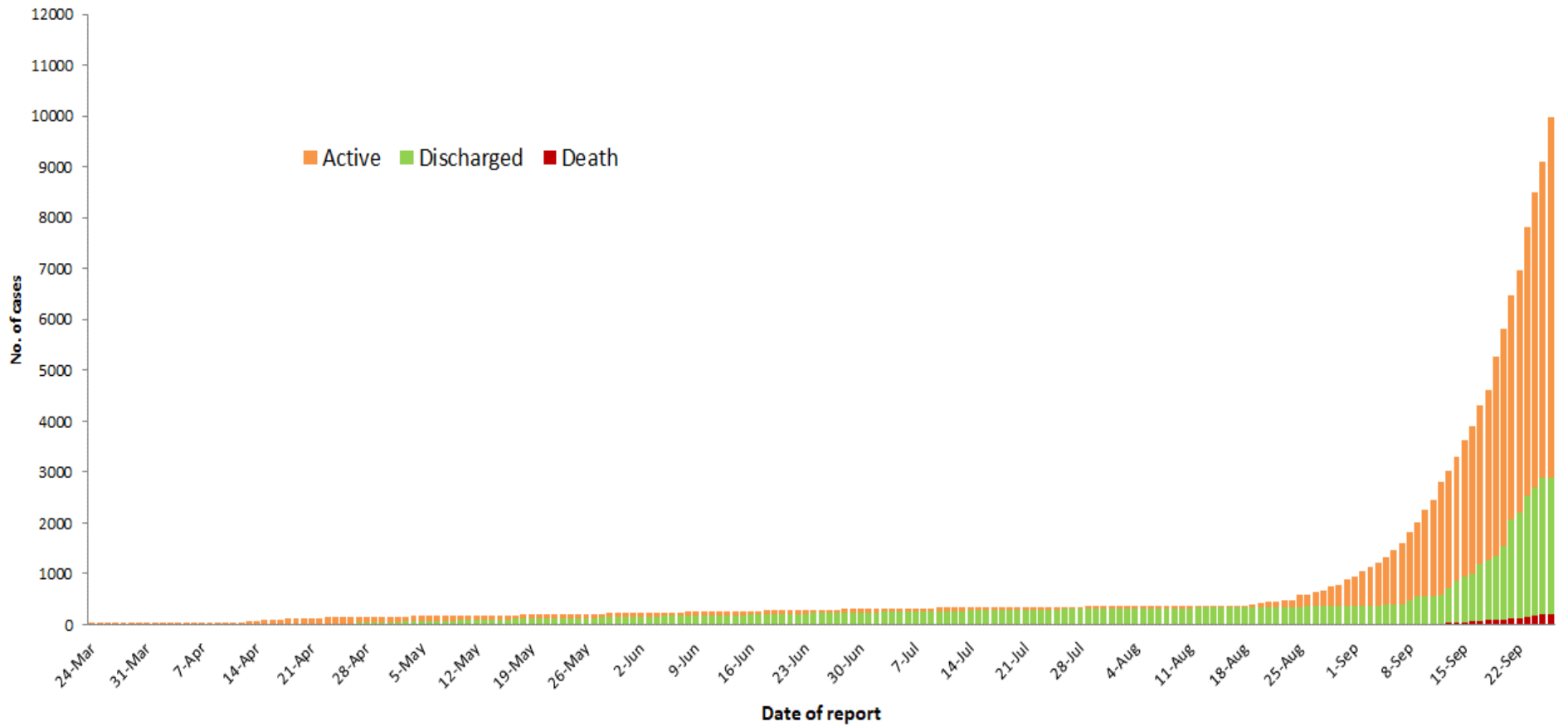
COVID-19 confirmed cases by types of transmissions (as of 26.9.2020) n=9,991



Total laboratory confirmed cases by date (as of 26.9.2020), n= 9,991



Cumulative Number of active confirmed cases, recovered and deaths (23.3.2020 – 26.9.2020), n (cumulative)=9,991



Summary of current situation		
Type	New (25.9.2020-26.9.2020)	Total (on 26.9.2020)
Suspected and Person Under Investigation (PUI)	479	1447
Hospital Quarantine	60	558
Facility Quarantine	3,466	47,240

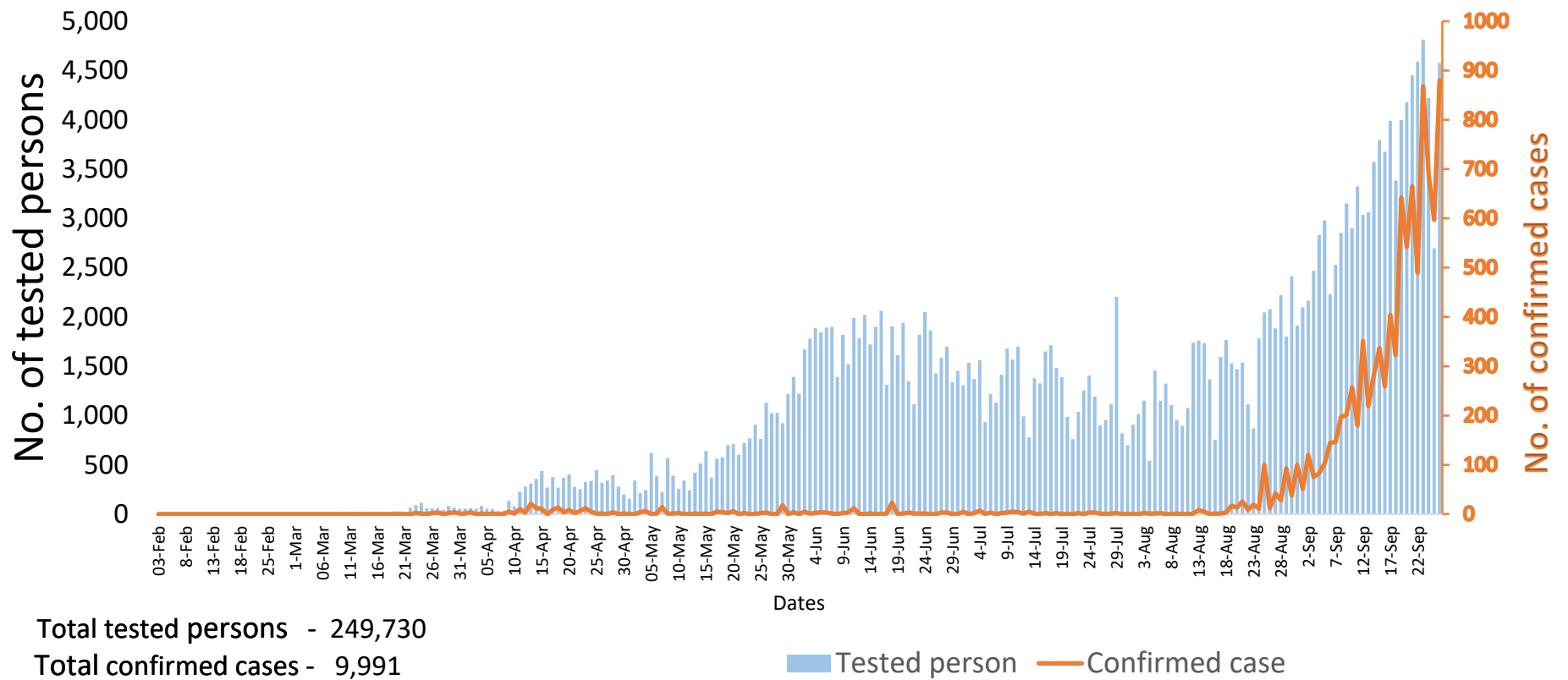
Person under Investigation (PUI) by State/Region hospitals (31.1.2020 – 26.9.2020) n= 14,220	No. of Facility Quarantine sites and Quarantined people on 26.9.2020
--	--

No.	State/Region	PUI	No.	State/Region	No. of facilities	Total no. of quarantine
1	Yangon	8543	1	Bago	1125	8647
2	Mandalay	2216	2	Ayeyarwaddy	1119	7112
3	Mon	606	3	Yangon	89	5184
4	Kayin	461	4	Magway	632	4589
5	Magway	388	5	Sagaing	641	4144
6	Shan (N)	321	6	Mandalay	473	3146
7	Rakhine	311	7	Mon	125	3070
8	Bago	306	8	Kachin	246	2364
9	Ayeyarwaddy	258	9	Kayin	375	2175
10	Shan (E)	137	10	Rakhine	299	1585
11	Shan (S)	134	11	Naypyitaw	13	1292
12	Thanintharyi	123	12	Shan South	133	1258
13	Sagaing	120	13	Tanintharyi	153	1092
14	Naypyitaw	94	14	Shan North	371	725
15	Kayah	86	15	Kayah	12	403
16	Kachin	69	16	Chin	26	330
17	Chin	47	17	Shan East	16	124
Total		14,220	Total		5,848	47,240

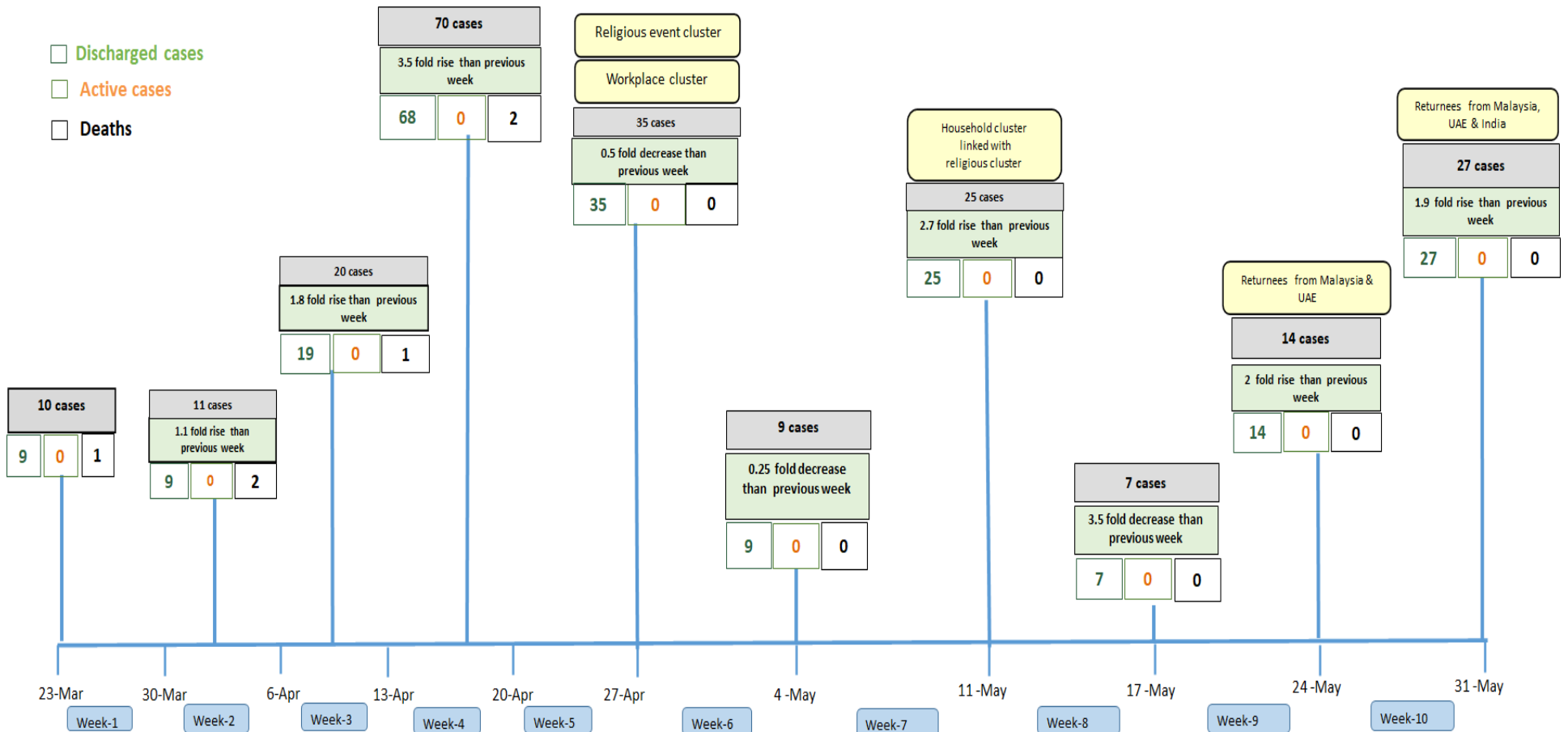
*Facility quarantine rule changed from 21 days to 14 days on 11-9-2020 while 7 days home quarantine rule remain unchanged.

- First two confirmed cases were detected on 23 March 2020.
- Local transmission are increased during April and May 2020 due to big religious cluster in Yangon.
- After religious cluster, imported cases were mainly detected due to returnees from other countries.
- In August, local transmission were dramatically raised in Rakhine State firstly and other big clusters were detected in –
 - Mandalay- Myingyan cluster
 - Yangon – Thingangyun cluster.

COVID-19 confirmed cases among tested by date (as of 26.9.2020)

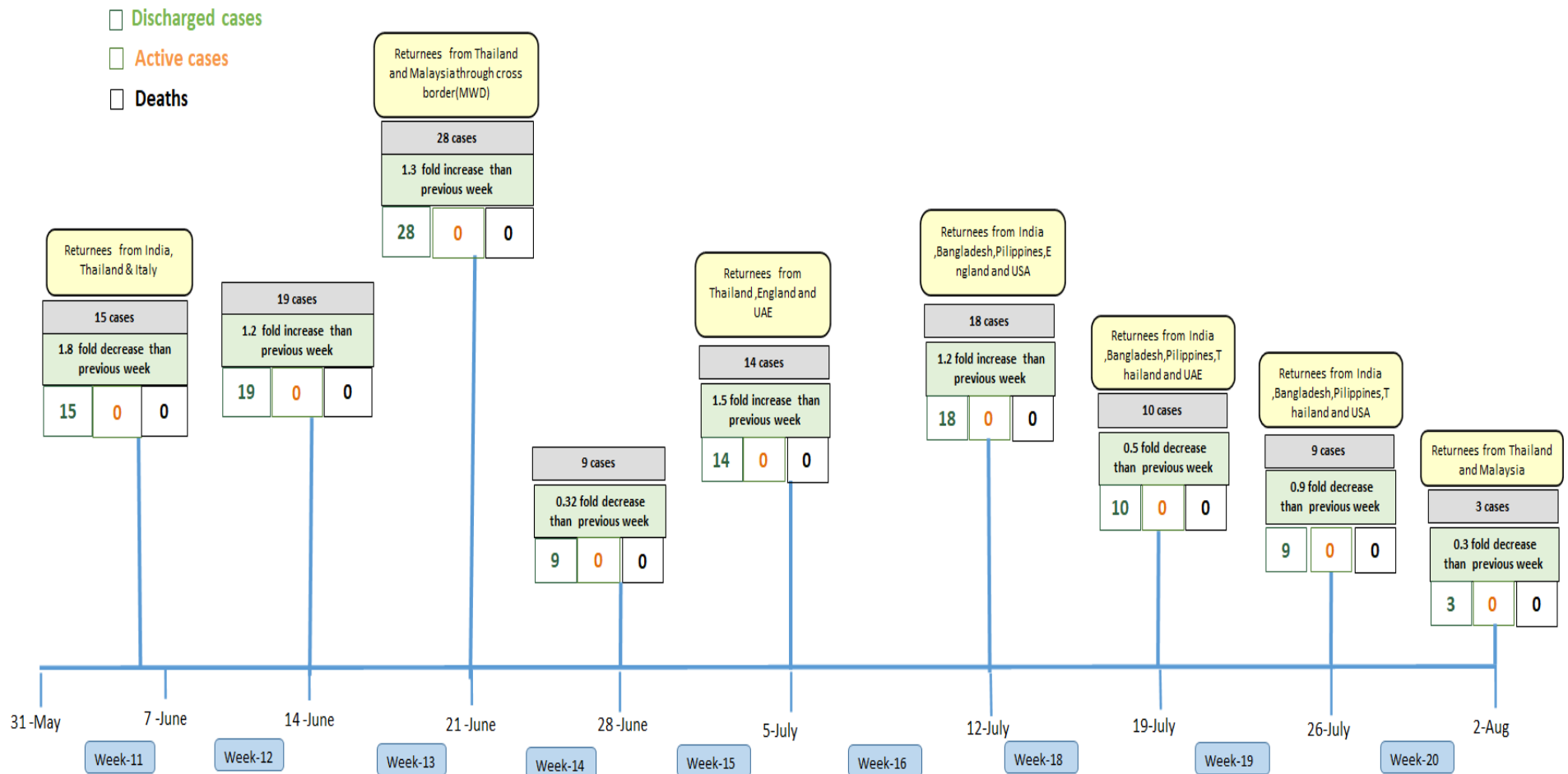


Summary of new confirmed cases detection after first two cases (as of 26.9.2020)



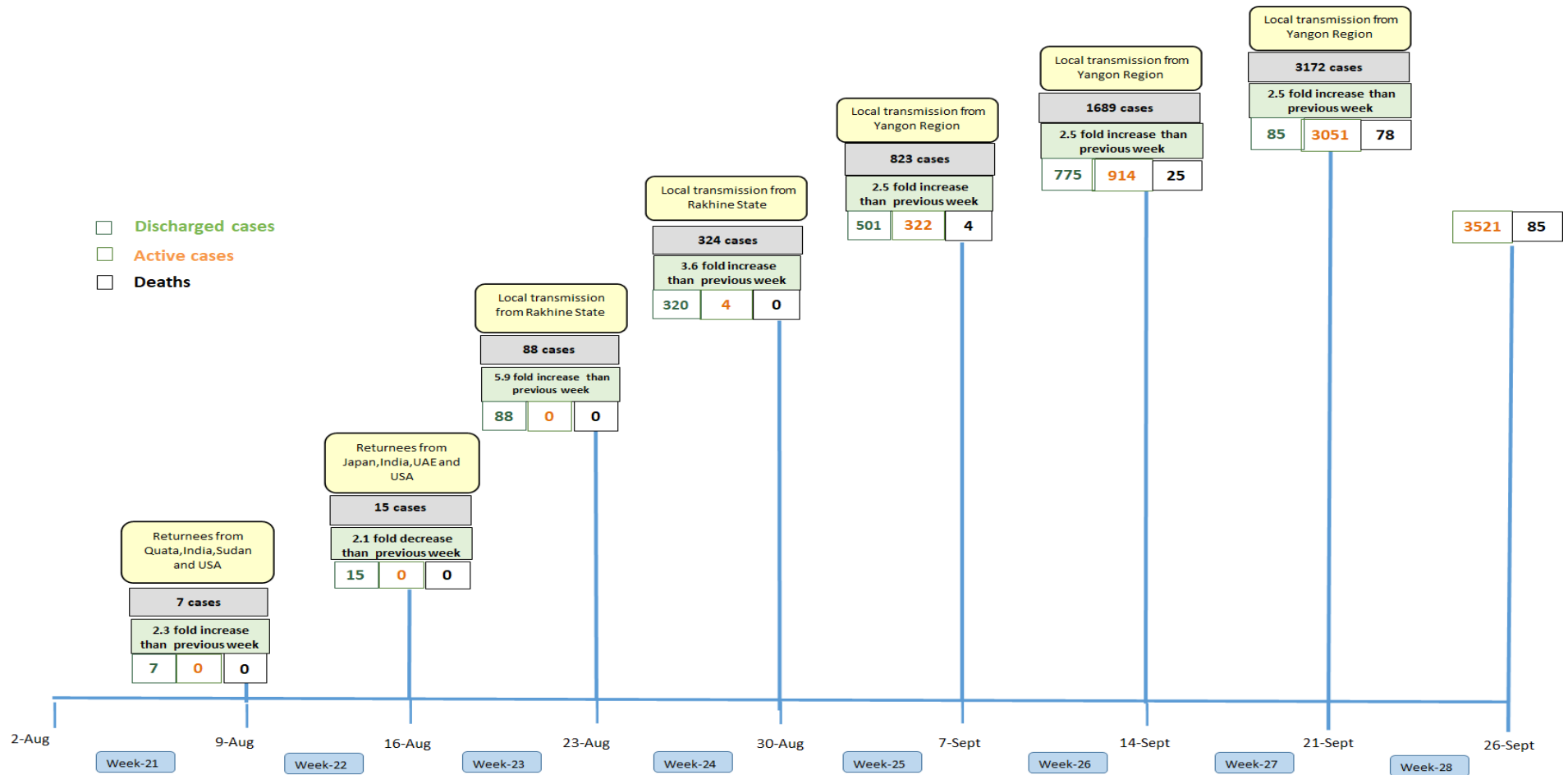
- Confirmed cases were detected as a peak in the 4th week after first confirmed cases due to the religious event cluster.
- Confirmed cases were decreased but still raised than the first 3 weeks due to the religious event cluster and workplace cluster.
- There were an increased in numbers of cases in the 7th week after the first two cases due to the household cluster linked with a religious cluster.
- Confirmed cases were detected by a nearly two-fold rise in the 9th and 10th weeks after the first two cases because of returnees coming back by relief flights.

Summary of new confirmed cases detection after first two cases (as of 26.9.2020)



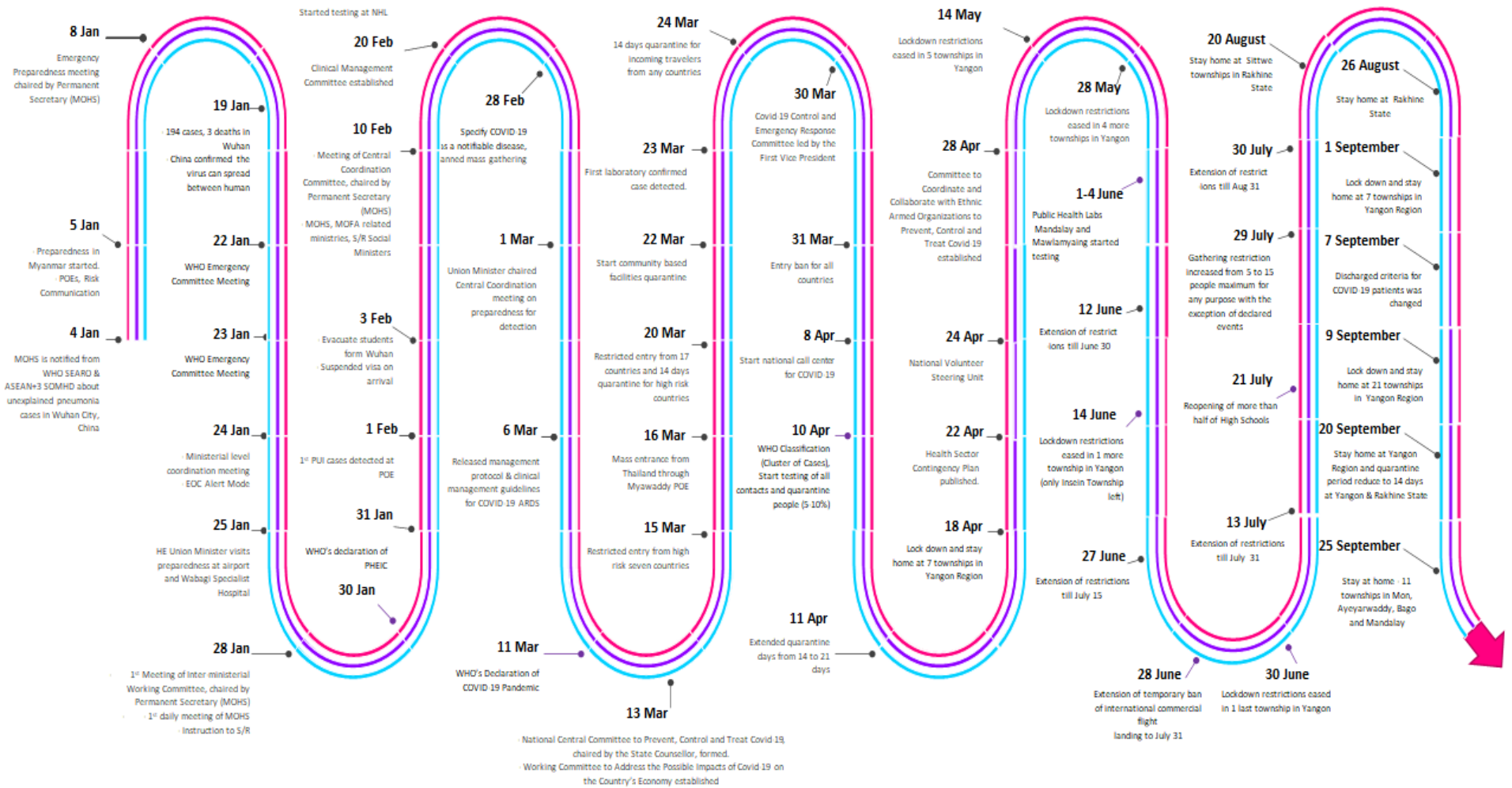
- Confirmed cases were detected as a peak in the 4th week after first confirmed cases due to the religious event cluster.
- Confirmed cases were decreased but still raised than the first 3 weeks due to the religious event cluster and workplace cluster.
- There were an increased in numbers of cases in the 7th week after the first two cases due to the household cluster linked with a religious cluster.
- Confirmed cases were detected by a nearly two-fold rise in the 9th and 10th weeks after the first two cases because of returnees coming back by relief flights.

Summary of new confirmed cases detection after first two cases (as of 26.9.2020)



- Confirmed cases were detected as a peak in the 4th week after first confirmed cases due to the religious event cluster.
- Confirmed cases were decreased but still raised than the first 3 weeks due to the religious event cluster and workplace cluster.
- There were an increased in numbers of cases in the 7th week after the first two cases due to the household cluster linked with a religious cluster.
- Confirmed cases were detected by a nearly two-fold rise in the 9th and 10th weeks after the first two cases because of returnees coming back by relief flights.

Timeline of Preparedness and Response to COVID-19 in Myanmar (as of 26.9.2020)



Hotline Number — 0673 420 268

Data source - CEU, DMS, NHL, PHL (MDY and MLM), DMR, DSGH, State and Region Health Departments