



Ministry of Health and Sports (Myanmar)

Department of Public Health

Central Epidemiology Unit

(20 September 2020)

Coronavirus Disease 2019 (COVID-19)

Situation Report - 166

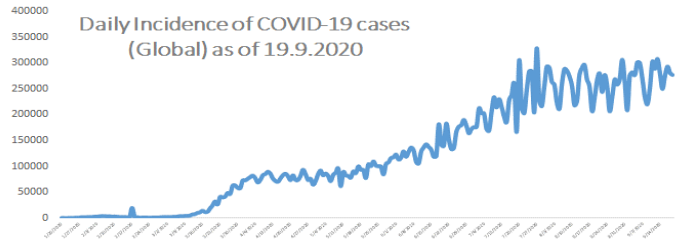
Data as reported by States and Regions by 19 September 2020

WHO Coronavirus Disease (COVID-19) Dashboard data as of 10:35 AM CEST 19 September 2020

Confirmed cases
30,295,744

Deaths
947,933

Case Fatality Rate
3.2 %



Myanmar Situation

Total Tested
220,187

Confirmed Cases
5,263

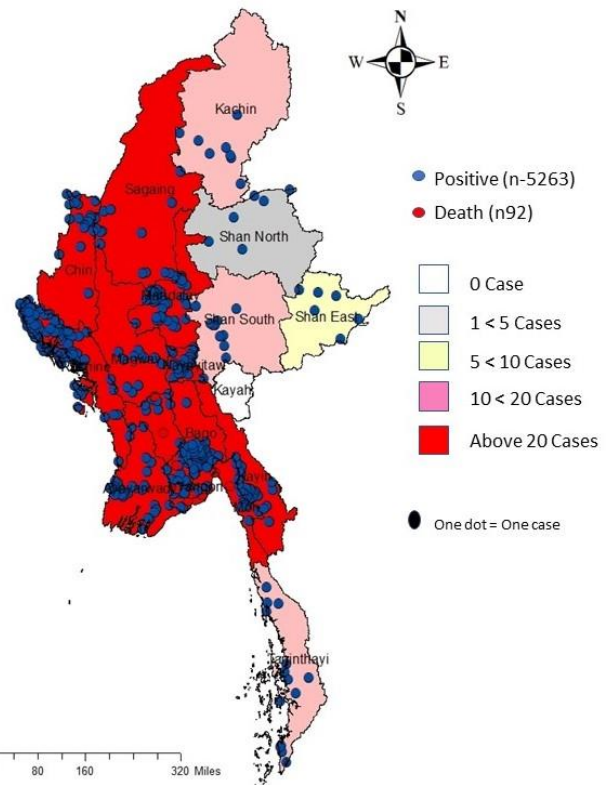
Negative
214,924

Discharged
1260
23.9% of Confirmed cases

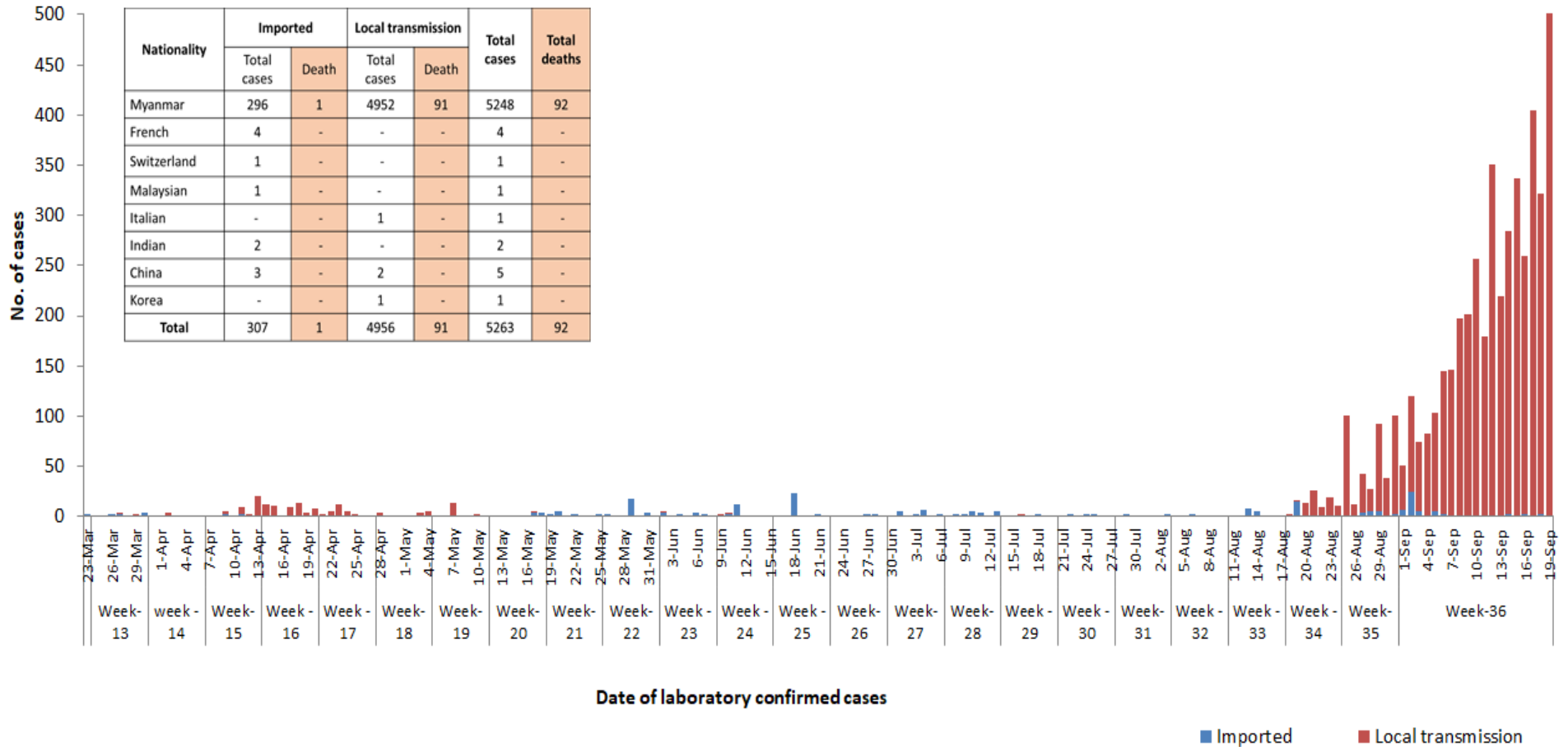
Death
92
1.7% of Confirmed cases

No	State/Region	COVID -19 Confirmed case	Deaths
1	Yangon	3500	85
2	Rakhine	955	1
3	Bago	168	2
4	Mandalay	155	1
5	Mon	145	2
6	Naypyitaw	100	1
7	Ayeyarwaddy	82	-
8	Kayin	36	-
9	Chin	24	-
10	Magway	24	-
11	Sagaing	20	-
12	Thanintharyi	17	-
13	Shan (South)	14	-
14	Kachin	11	-
15	Shan (East)	8	-
16	Shan (North)	4	-
17	Kayar	-	-
Total		5,263	92

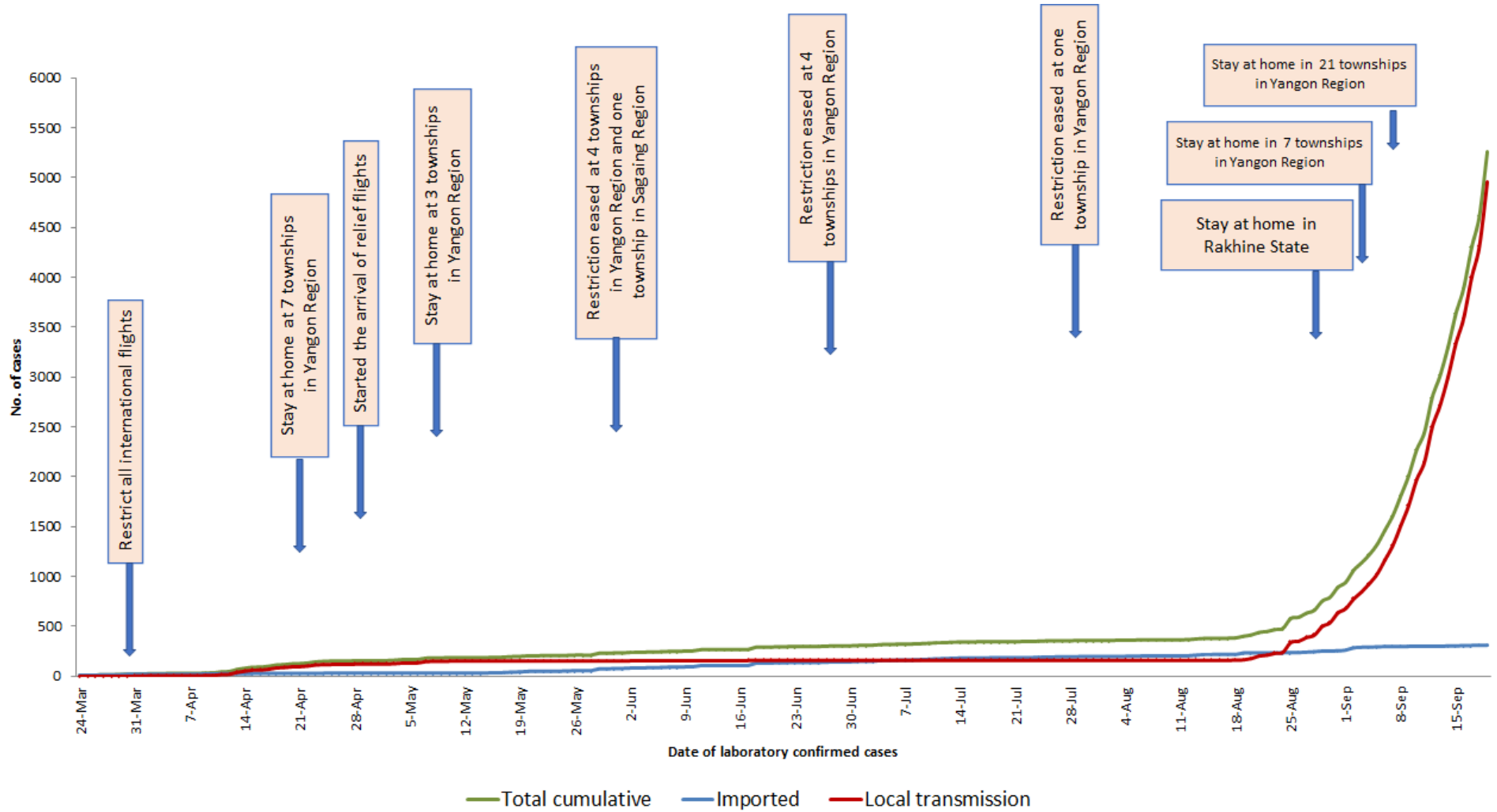
Map showing COVID-19 laboratory confirmed cases



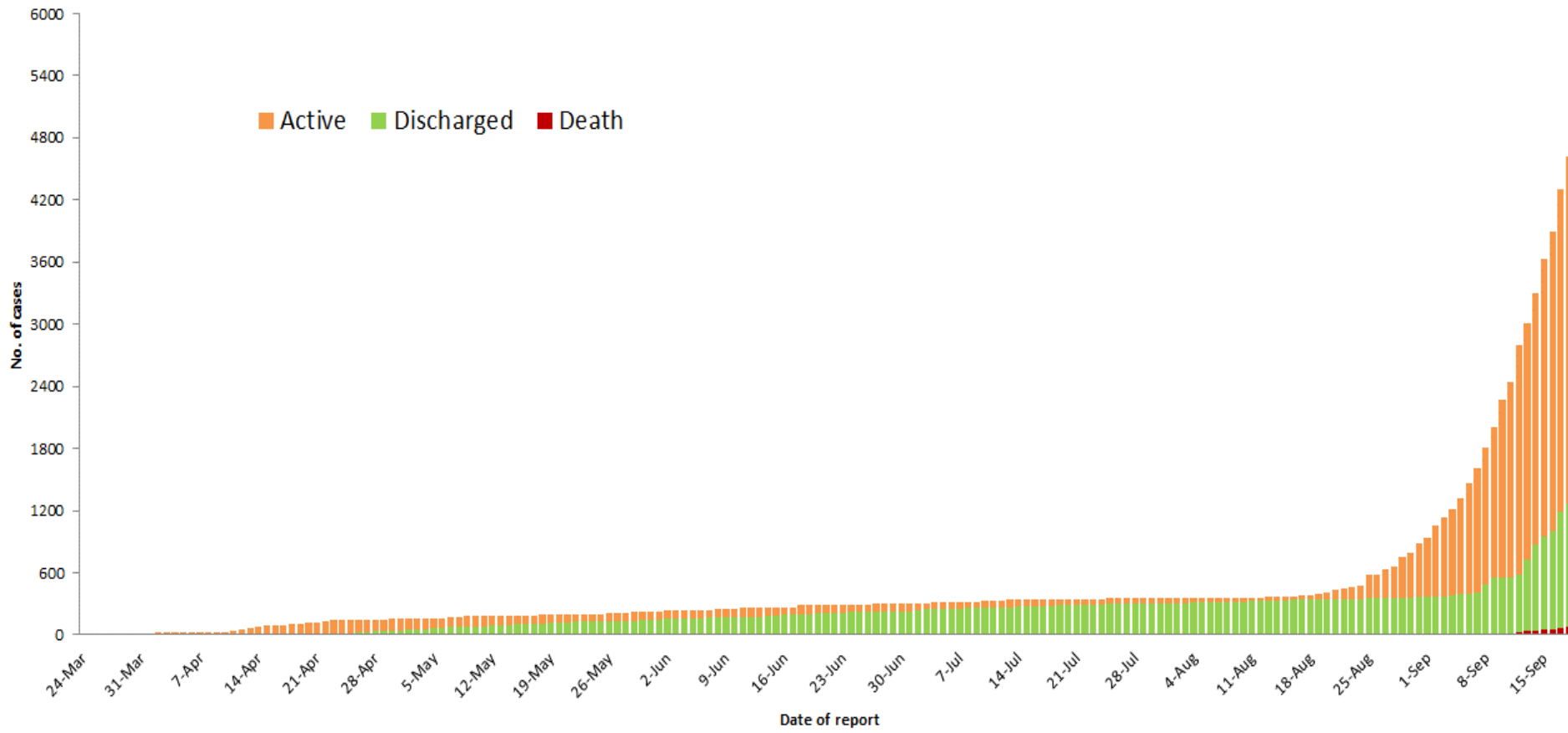
COVID-19 confirmed cases by types of transmissions (as of 19.9.2020) n=5,263



Total laboratory confirmed cases by date (as of 19.9.2020), n= 5,263



Cumulative Number of active confirmed cases, recovered and deaths (23.3.2020 – 19.9.2020), n (cumulative)=5,263



Summary of current situation		
Type	New (18.9.2020-19.9.2020)	Total (on 19.9.2020)
Suspected and Person Under Investigation (PUI)	327	1125
Hospital Quarantine	127	436
Facility Quarantine	3,008	44,428

Person under Investigation (PUI) by State/Region hospitals (31.1.2020 – 19.9.2020) n= 11,327

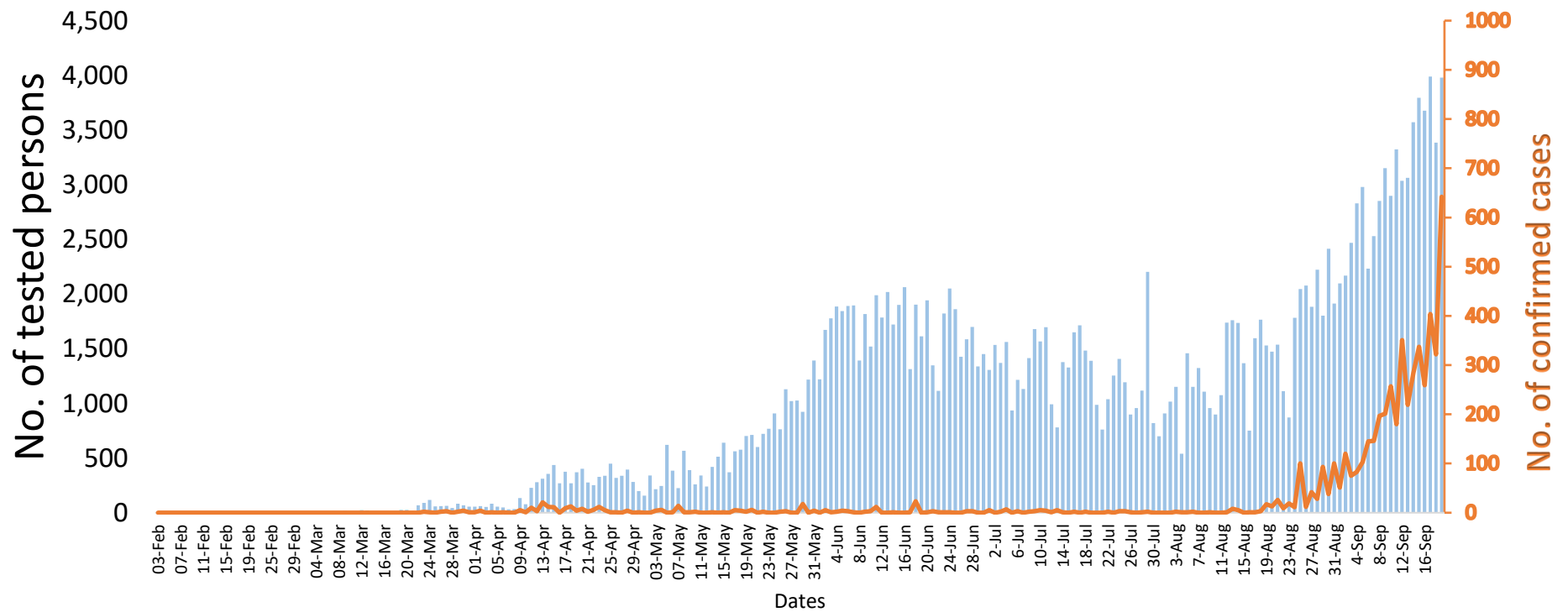
No. of Facility Quarantine sites and Quarantined people on 19.9.2020

No.	State/Region	PUI	No.	State/Region	No. of facilities	Total no. of quarantine
1	Yangon	6327	1	Ayeyarwaddy	1099	7406
2	Mandalay	1979	2	Yangon	95	6784
3	Mon	497	3	Bago	521	4627
4	Kayin	439	4	Magway	632	4589
5	Magway	348	5	Sagaing	523	4406
6	Shan (N)	300	6	Mandalay	465	3646
7	Bago	260	7	Mon	174	2901
8	Rakhine	232	8	Kayin	396	2010
9	Ayeyarwaddy	202	9	Kachin	214	1753
10	Shan (E)	134	10	Rakhine	337	1537
11	Shan (S)	123	11	Tanintharyi	189	1474
12	Sagaing	110	12	Shan South	133	1193
13	Thanintharyi	110	13	Naypyitaw	12	1060
14	Kayah	86	14	Shan North	319	467
15	Naypyitaw	79	15	Chin	29	223
16	Kachin	59	16	Kayah	10	184
17	Chin	42	17	Shan East	16	168
Total		11,327	Total		5,164	44,428

*Facility quarantine rule changed from 21 days to 14 days on 11-9-2020 while 7 days home quarantine rule remain unchanged.

- First two confirmed cases were detected on 23 March 2020.
- Local transmission are increased during April and May 2020 due to big religious cluster in Yangon.
- After religious cluster, imported cases were mainly detected due to returnees from other countries.
- In August, local transmission were dramatically raised in Rakhine State firstly and other big clusters were detected in –
 - Mandalay- Myingyan cluster
 - Yangon – Thingangyun cluster.

COVID-19 confirmed cases among tested by date (as of 19.9.2020)

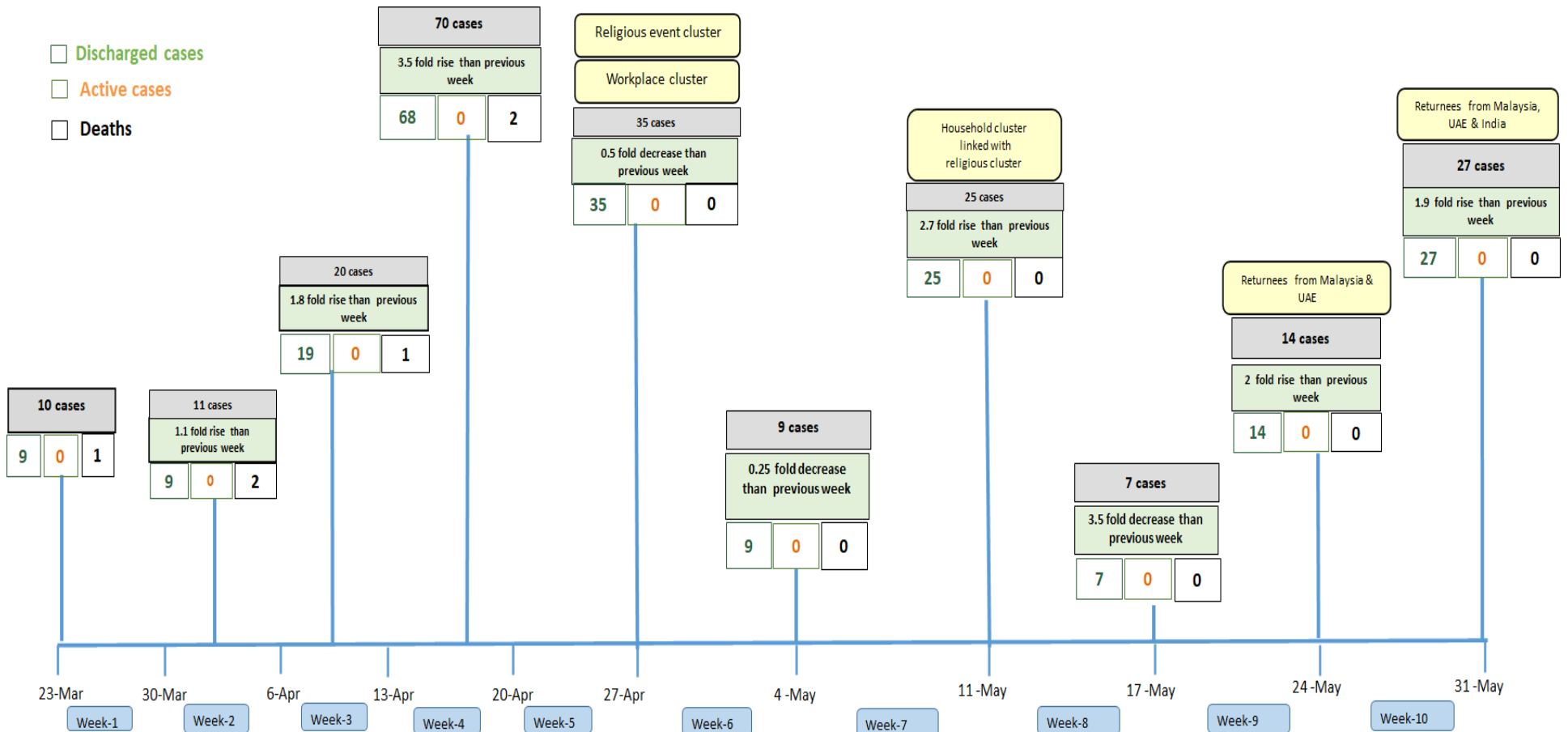


Total tested persons - 220,188

Total confirmed cases - 5,263

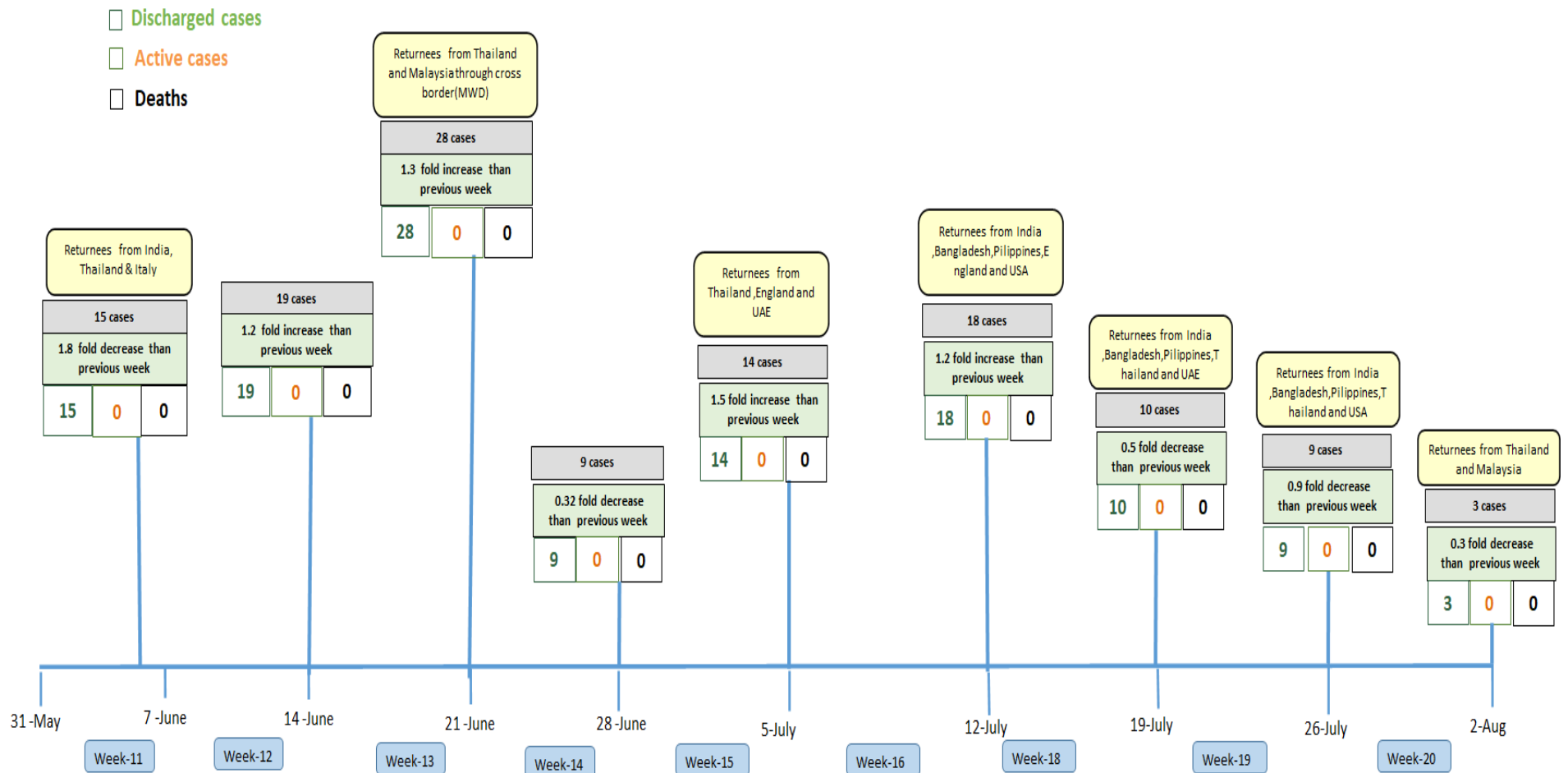
Tested person

Summary of new confirmed cases detection after first two cases (as of 19.9.2020)



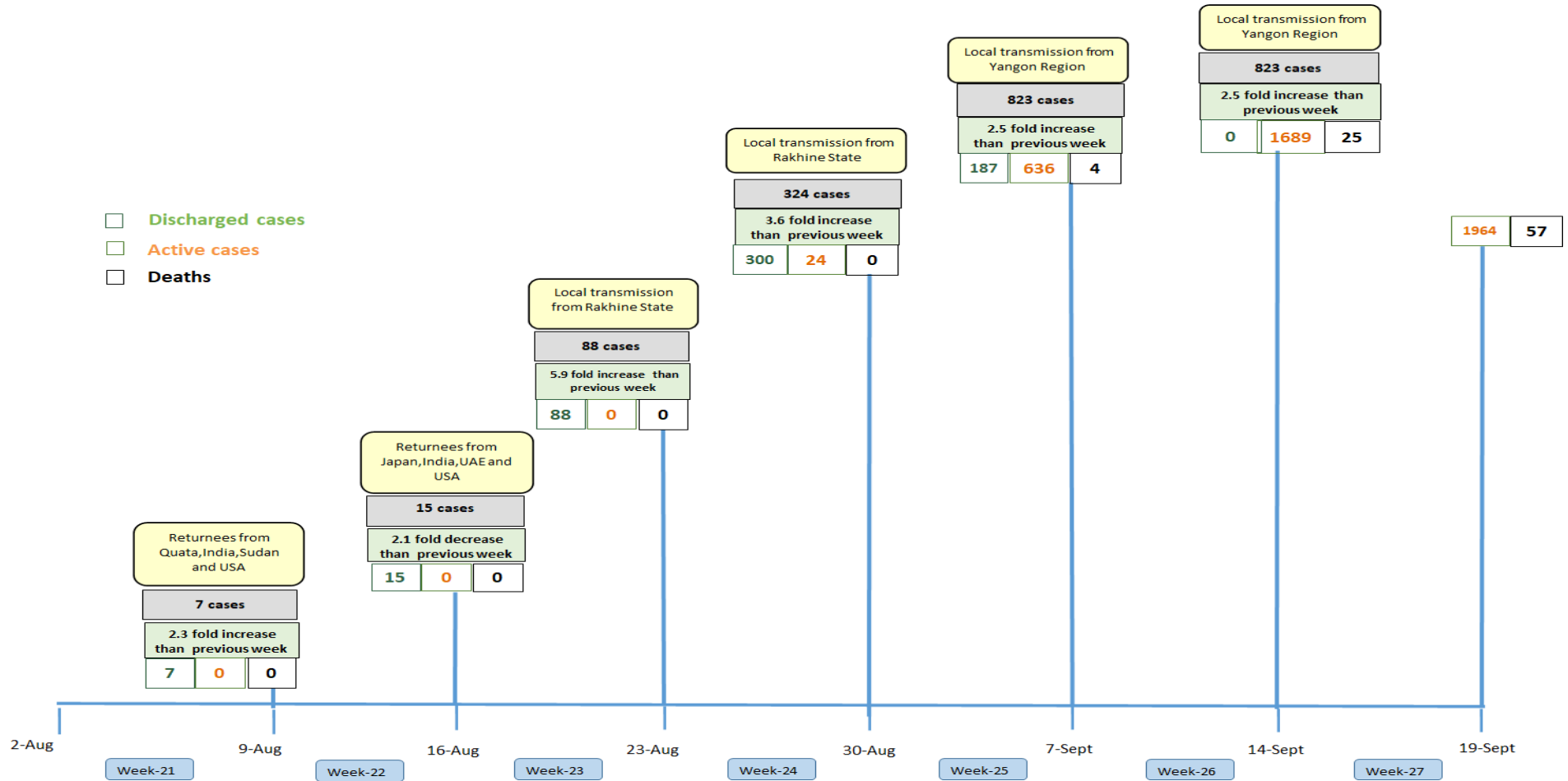
- Confirmed cases were detected as a peak in the 4th week after first confirmed cases due to the religious event cluster.
- Confirmed cases were decreased but still raised than the first 3 weeks due to the religious event cluster and workplace cluster.
- There were an increased in numbers of cases in the 7th week after the first two cases due to the household cluster linked with a religious cluster.
- Confirmed cases were detected by a nearly two-fold rise in the 9th and 10th weeks after the first two cases because of returnees coming back by relief flights.

Summary of new confirmed cases detection after first two cases (as of 19.9.2020)



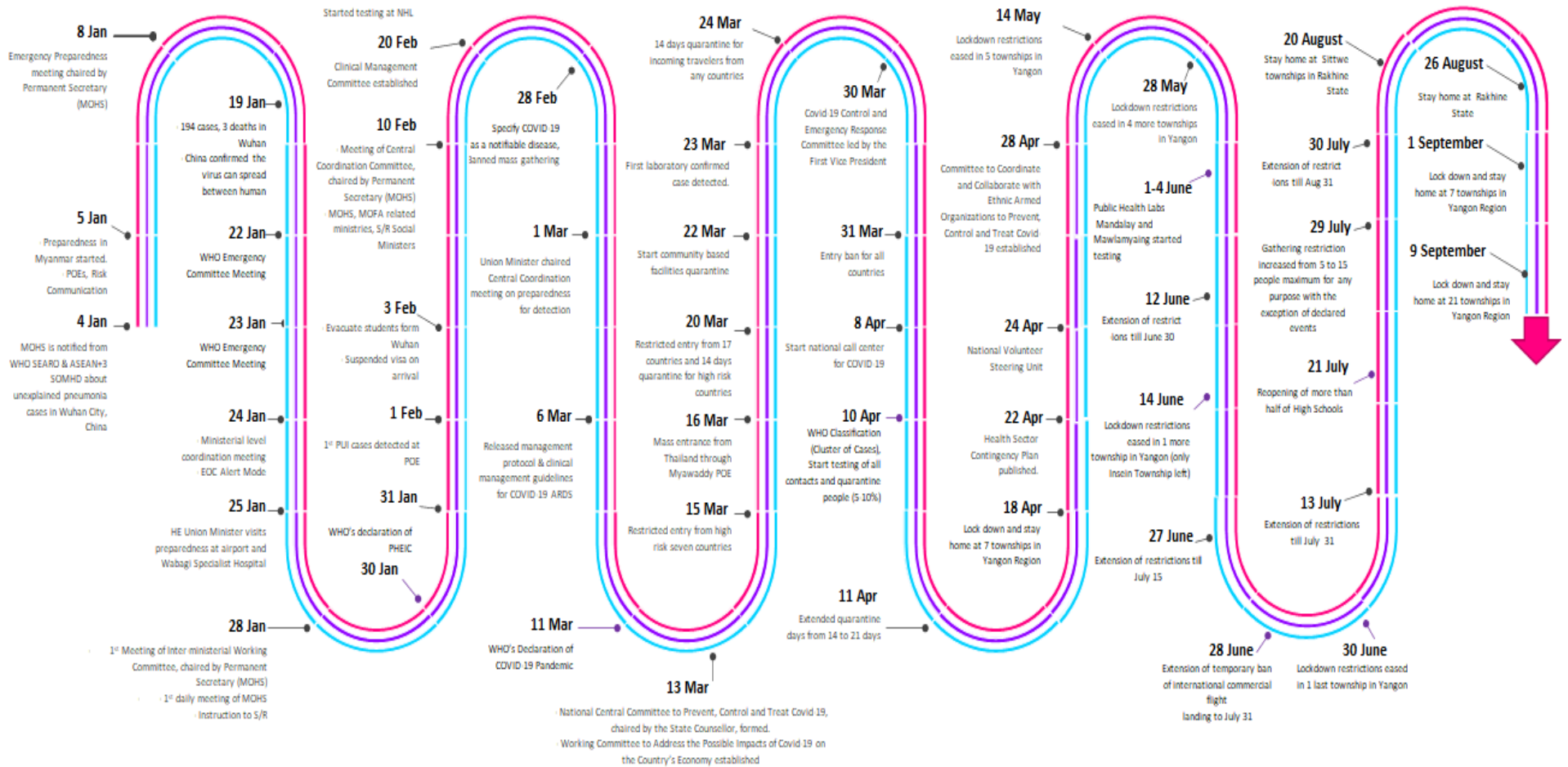
- Confirmed cases were detected as a peak in the 4th week after first confirmed cases due to the religious event cluster.
- Confirmed cases were decreased but still raised than the first 3 weeks due to the religious event cluster and workplace cluster.
- There were an increased in numbers of cases in the 7th week after the first two cases due to the household cluster linked with a religious cluster.
- Confirmed cases were detected by a nearly two-fold rise in the 9th and 10th weeks after the first two cases because of returnees coming back by relief flights.

Summary of new confirmed cases detection after first two cases (as of 19.9.2020)



- Confirmed cases were detected as a peak in the 4th week after first confirmed cases due to the religious event cluster.
- Confirmed cases were decreased but still raised than the first 3 weeks due to the religious event cluster and workplace cluster.
- There were an increased in numbers of cases in the 7th week after the first two cases due to the household cluster linked with a religious cluster.
- Confirmed cases were detected by a nearly two-fold rise in the 9th and 10th weeks after the first two cases because of returnees coming back by relief flights.

Timeline of Preparedness and Response to COVID-19 in Myanmar (as of 19.9.2020)



Hotline Number — 0673 420 268

Data source - CEU, DMS, NHL, PHL (MDY and MLM), DMR, DSGH, State and Region Health Departments