



# Ministry of Health and Sports (Myanmar)

## Department of Public Health

### Central Epidemiology Unit

(17 September 2020)

#### Coronavirus Disease 2019 (COVID-19)

Situation Report - 163

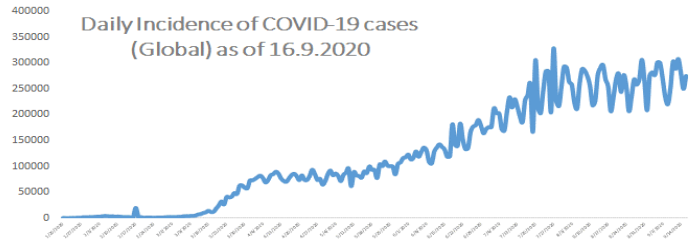
Data as reported by States and Regions by 16 September 2020

WHO Coronavirus Disease (COVID-19) Dashboard data as of 4:36 PM CEST 16 September 2020

**Confirmed cases**  
**29,444,198**

**Deaths**  
**931,321**

**Case Fatality Rate**  
**3.2 %**



#### Myanmar Situation

**Total Tested**  
**208,837**

**Confirmed Cases**  
**3,895**

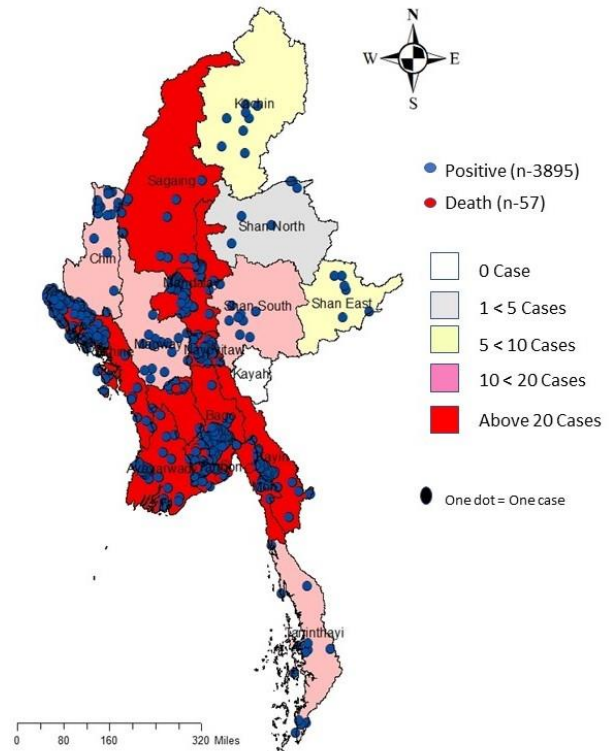
**Negative**  
**204,943**

**Discharged**  
**908**  
23.3% of Confirmed cases

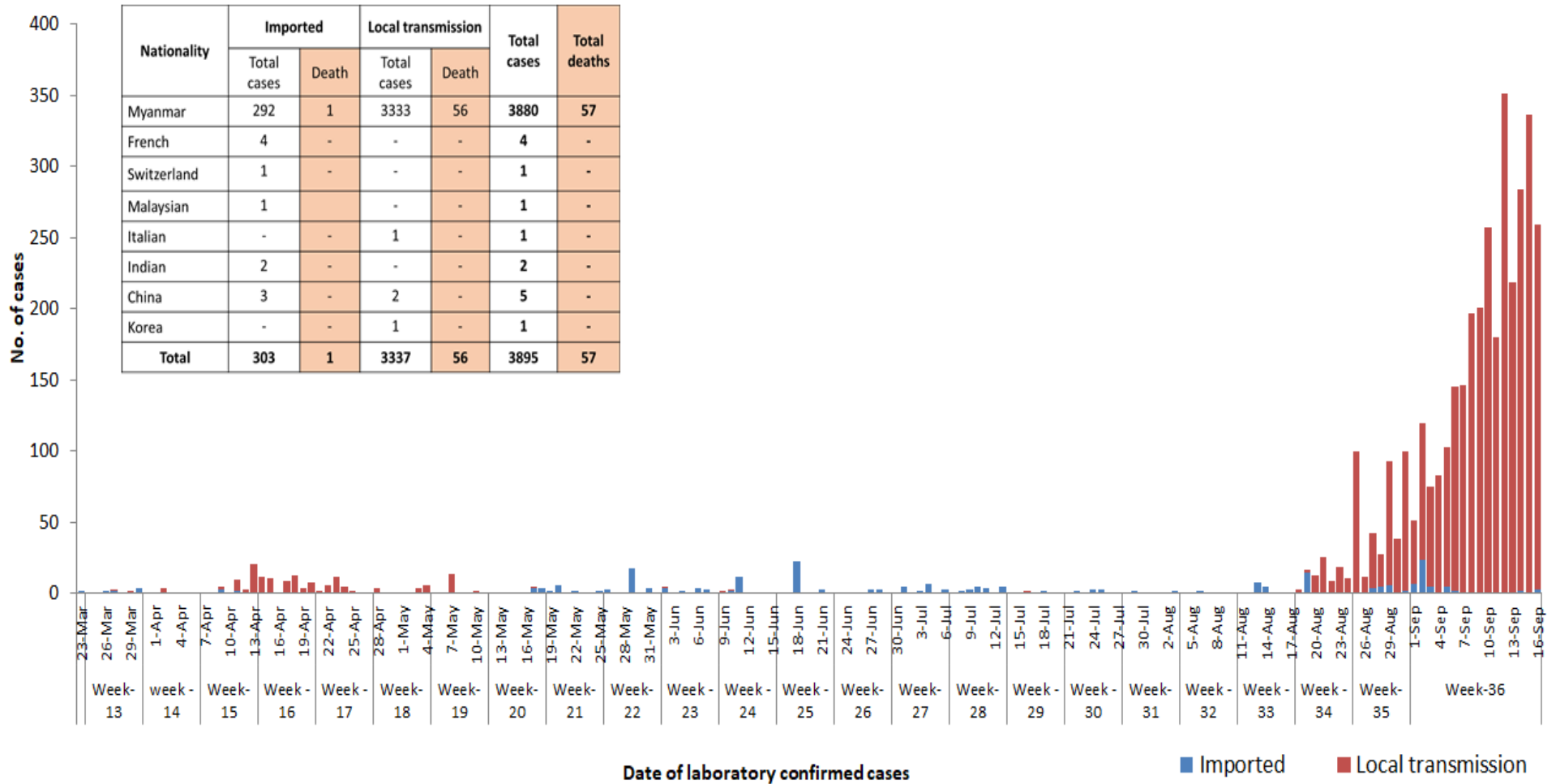
**Death**  
**58**  
1.5% of Confirmed cases

No	State/Region	COVID-19 Confirmed case	Discharged	Deaths
1	Yangon	2462 (133 new)	300	53
2	Rakhine	869 (80 new)	458	1
3	Mandalay	128 (10 new)	4	1
4	Mon	95 (13 new)	8	1
5	Bago	83 (1 new)	35	1
6	Ayeyarwaddy	71 (8 new)	13	-
7	Naypyitaw	58 (5 new)	4	-
8	Kayin	33	31	-
9	Sagaing	21 (1 new)	18	-
10	Chin	18	10	-
11	Magway	15 (3 new)	5	-
12	Thanintharyi	14 (1 new)	7	-
13	Shan(South)	10	7	-
14	Kachin	8 (4 new)	2	-
15	Shan(East)	6	3	-
16	Shan(North)	4	3	-
17	Kayar	-	-	-
<b>Total</b>		<b>3895(259 new)</b>	<b>908</b>	<b>57</b>

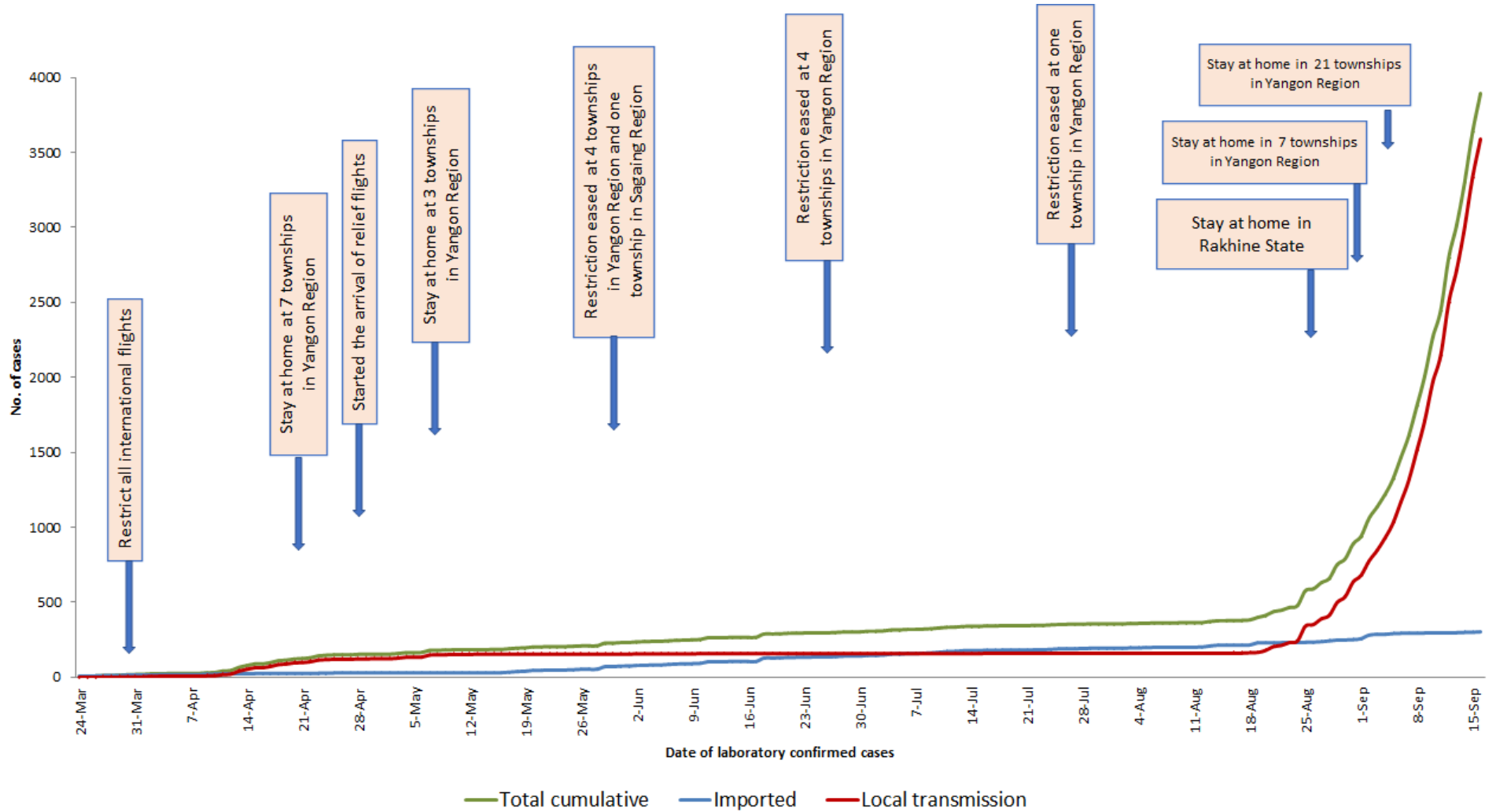
Map showing COVID-19 laboratory confirmed cases



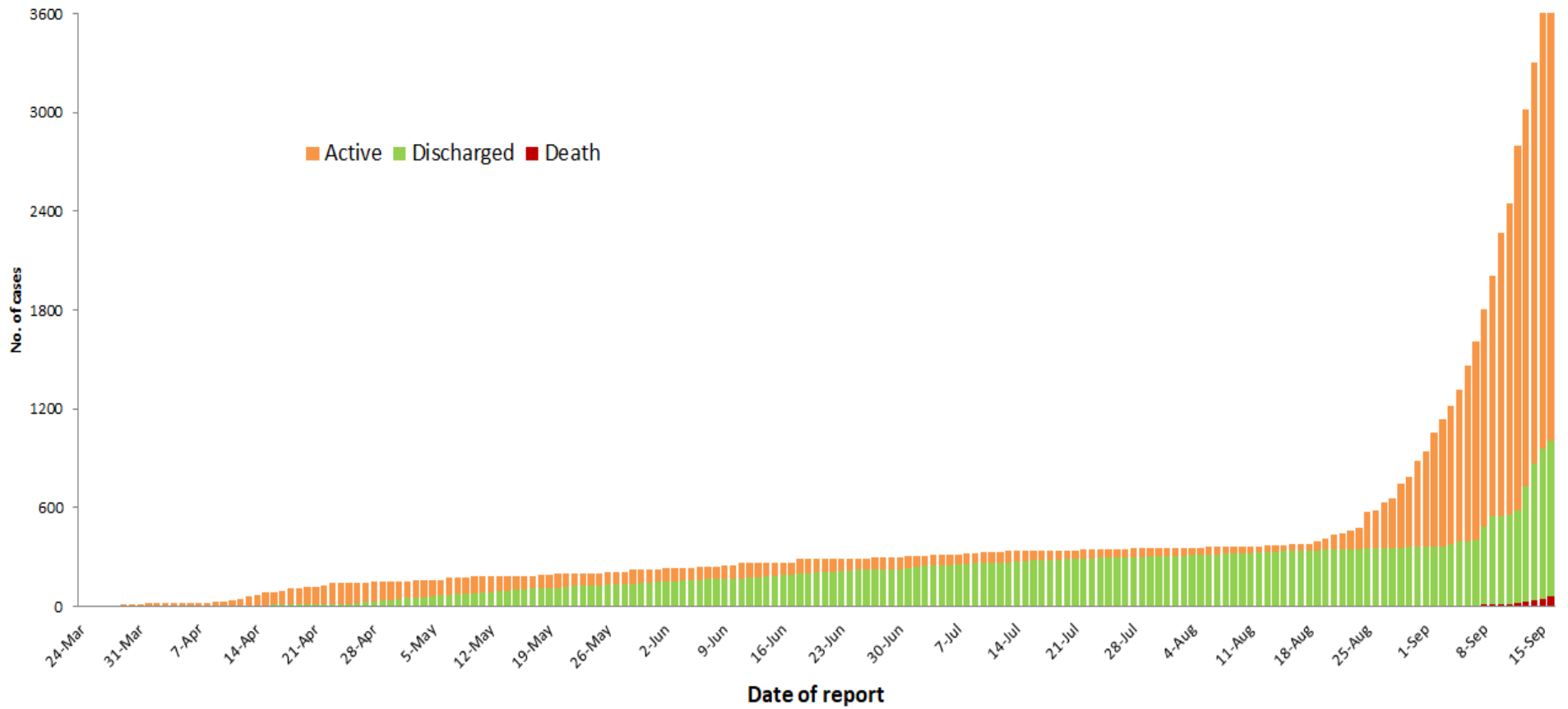
## COVID-19 confirmed cases by types of transmissions (as of 16.9.2020) n=3,895



## Total laboratory confirmed cases by date (as of 16.9.2020), n= 3,895



**Cumulative Number of active confirmed cases, recovered and deaths (23.3.2020 – 16.9.2020), n (cumulative)=3,895**



Summary of current situation		
Type	New (15.9.2020-16.9.2020)	Total (on 16.9.2020)
Suspected and Person Under Investigation (PUI)	280	1017
Hospital Quarantine	35	315
Facility Quarantine	2,974	41,190

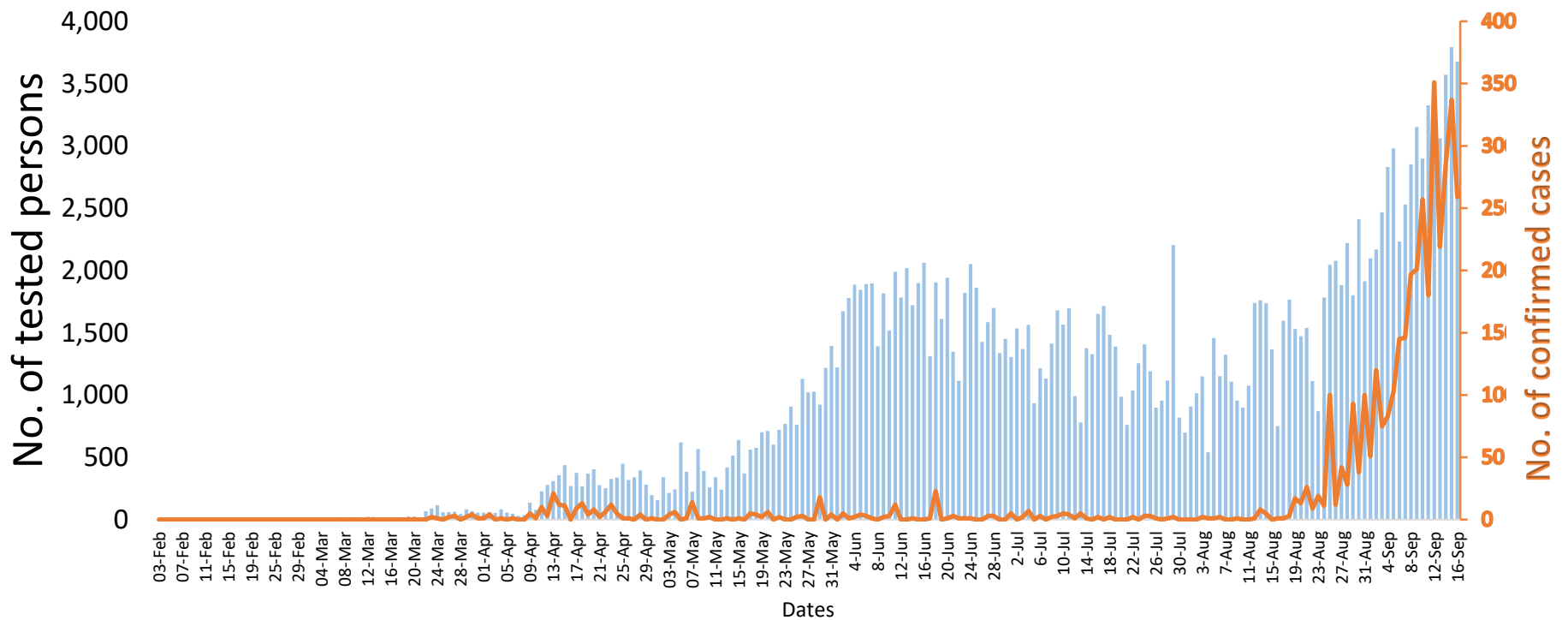
Person under Investigation (PUI) by State/Region hospitals (31.1.2020 – 16.9.2020) n= 10,382	No. of Facility Quarantine sites and Quarantined people on 16.9.2020
--	--

No.	State/Region	PUI	No.	State/Region	No. of facilities	Total no. of quarantine
1	Yangon	5694	1	Ayeyarwaddy	1090	6638
2	Mandalay	1865	2	Yangon	92	6578
3	Mon	446	3	Sagaing	458	4078
4	Kayin	427	4	Mandalay	445	3759
5	Magway	331	5	Bago	397	3759
6	Shan (N)	289	6	Mon	197	2721
7	Bago	234	7	Magway	337	2706
8	Rakhine	197	8	Kayin	351	2204
9	Ayeyarwaddy	176	9	Rakhine	383	1888
10	Shan (E)	134	10	Tanintharyi	189	1623
11	Shan (S)	123	11	Kachin	200	1614
12	Thanintharyi	106	12	Shan South	127	1359
13	Sagaing	105	13	Naypyitaw	11	1302
14	Kayah	85	14	Shan North	304	392
15	Naypyitaw	76	15	Chin	30	282
16	Kachin	55	16	Kayah	18	144
17	Chin	39	17	Shan East	16	143
<b>Total</b>		10,382	<b>Total</b>		4,645	41,190

\*Facility quarantine rule changed from 21 days to 14 days on 11-9-2020 while 7 days home quarantine rule remain unchanged.

- First two confirmed cases were detected on 23 March 2020.
- Local transmission are increased during April and May 2020 due to big religious cluster in Yangon.
- After religious cluster, imported cases were mainly detected due to returnees from other countries.
- In August, local transmission were dramatically raised in Rakhine State firstly and other big clusters were detected in –
  - Mandalay- Myingyan cluster
  - Yangon – Thingangyun cluster.

## COVID-19 confirmed cases among tested by date (as of 16.9.2020)

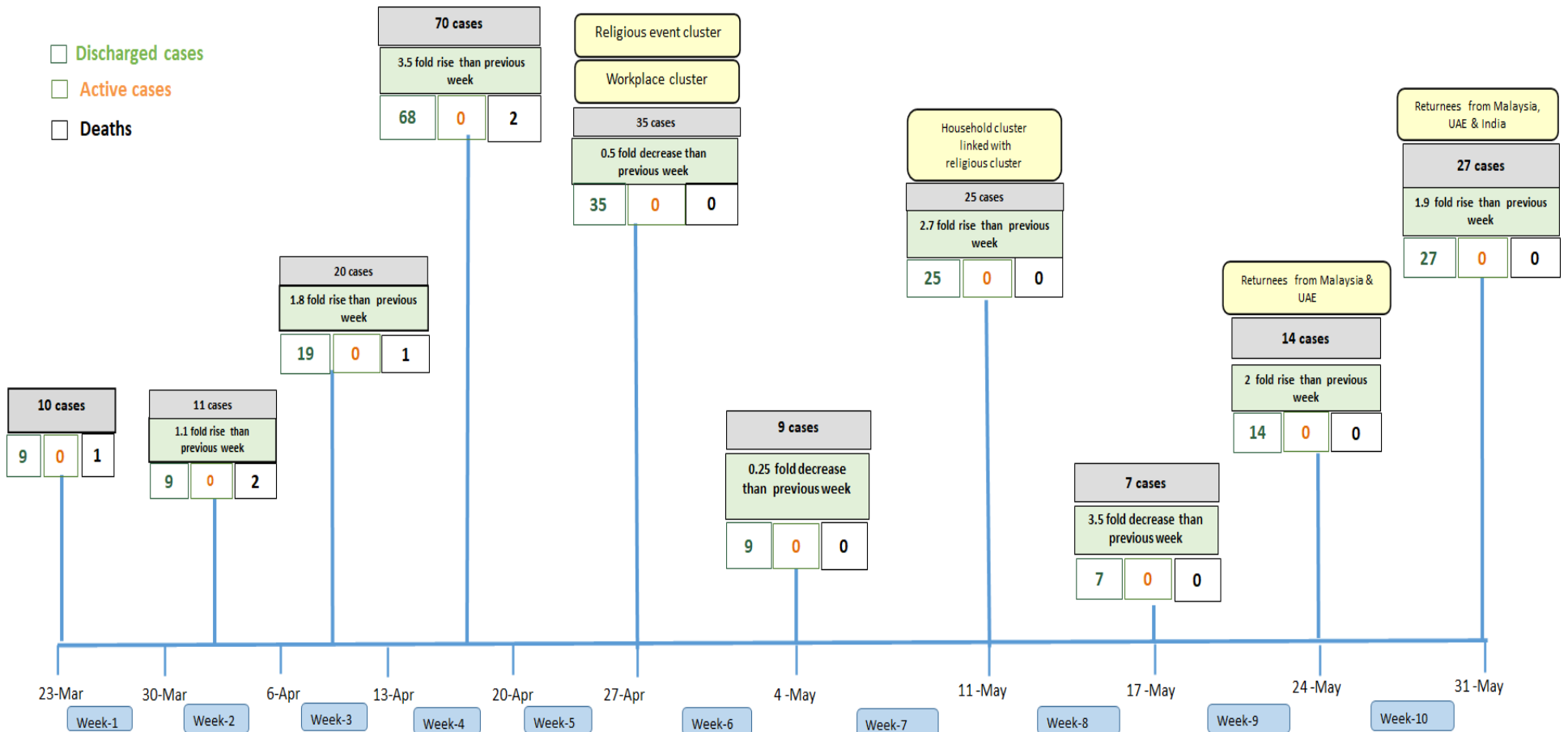


Total tested persons - 208,837

Total confirmed cases - 3,895

Tested person

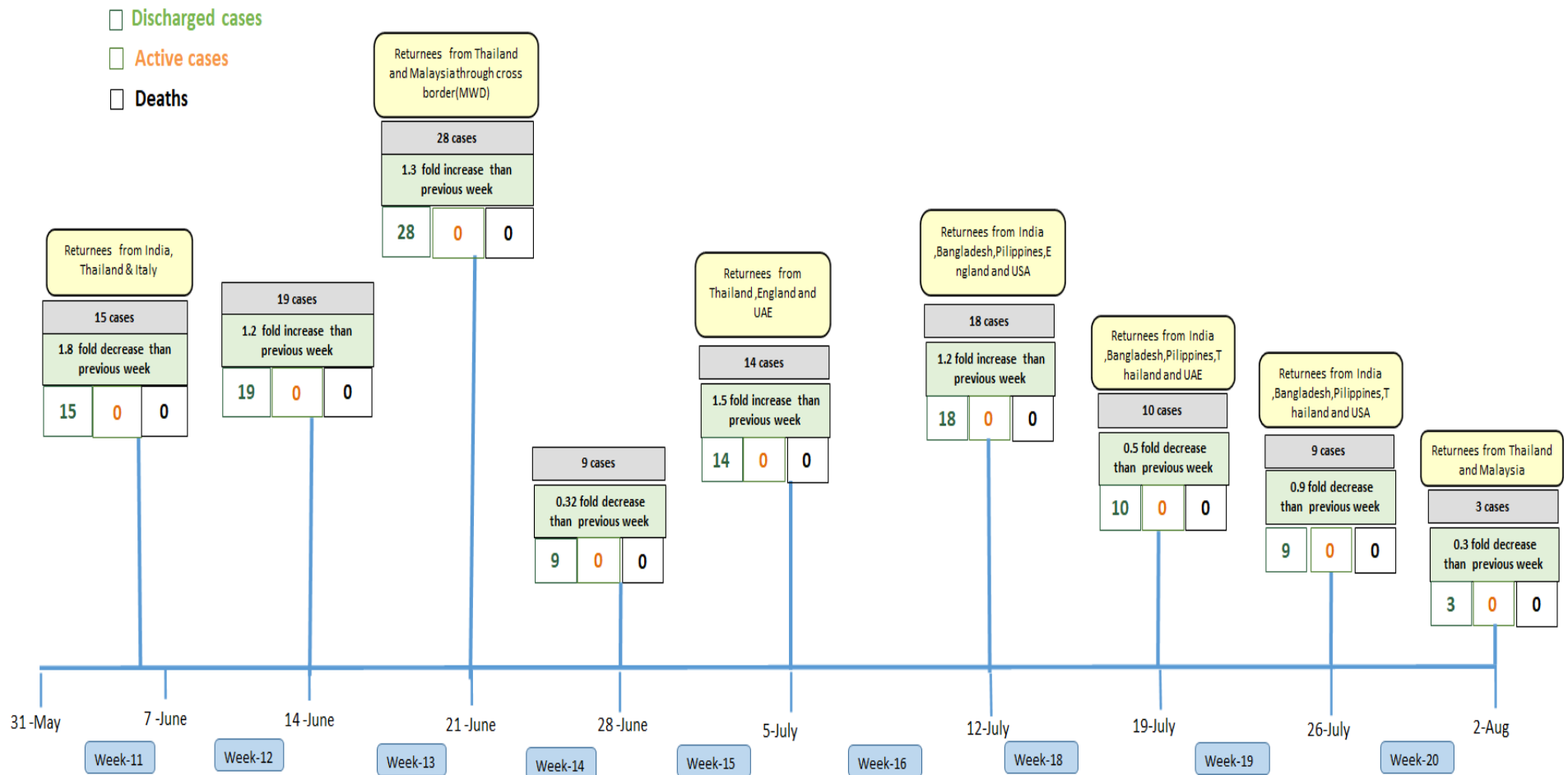
# Summary of new confirmed cases detection after first two cases (as of 16.9.2020)



- Confirmed cases were detected as a peak in the 4th week after first confirmed cases due to the religious event cluster.
- Confirmed cases were decreased but still raised than the first 3 weeks due to the religious event cluster and workplace cluster.
- There were an increased in numbers of cases in the 7th week after the first two cases due to the household cluster linked with a religious cluster.
- Confirmed cases were detected by a nearly two-fold rise in the 9th and 10th weeks after the first two cases because of returnees coming back by relief flights.

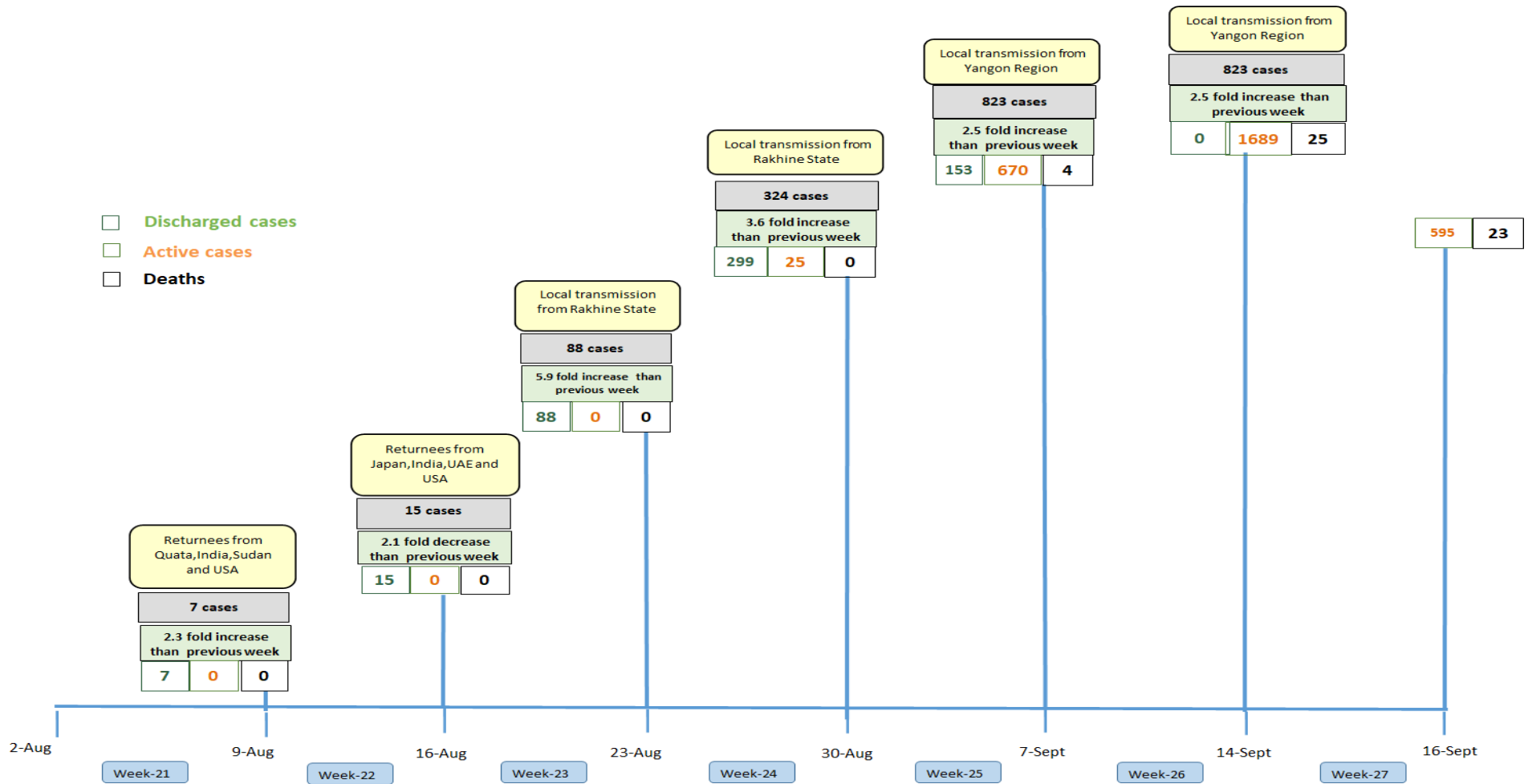


# Summary of new confirmed cases detection after first two cases (as of 16.9.2020)



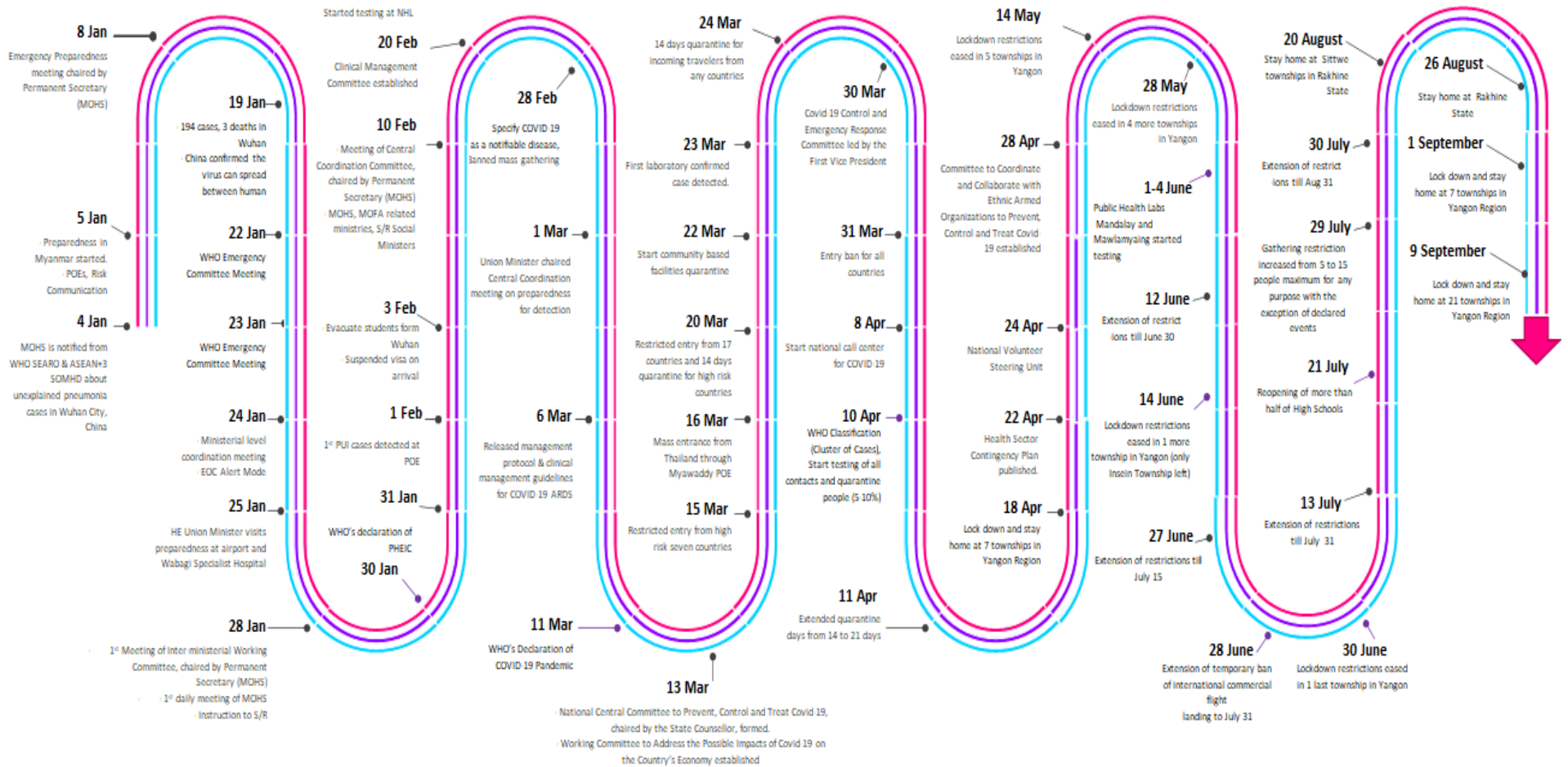
- Confirmed cases were detected as a peak in the 4th week after first confirmed cases due to the religious event cluster.
- Confirmed cases were decreased but still raised than the first 3 weeks due to the religious event cluster and workplace cluster.
- There were an increased in numbers of cases in the 7th week after the first two cases due to the household cluster linked with a religious cluster.
- Confirmed cases were detected by a nearly two-fold rise in the 9th and 10th weeks after the first two cases because of returnees coming back by relief flights.

# Summary of new confirmed cases detection after first two cases (as of 16.9.2020)



- Confirmed cases were detected as a peak in the 4th week after first confirmed cases due to the religious event cluster.
- Confirmed cases were decreased but still raised than the first 3 weeks due to the religious event cluster and workplace cluster.
- There were an increased in numbers of cases in the 7th week after the first two cases due to the household cluster linked with a religious cluster.
- Confirmed cases were detected by a nearly two-fold rise in the 9th and 10th weeks after the first two cases because of returnees coming back by relief flights.

# Timeline of Preparedness and Response to COVID-19 in Myanmar (as of 16.9.2020)



Hotline Number — 0673 420 268

Data source - CEU, DMS, NHL, PHL (MDY and MLM), DMR, DSGH, State and Region Health Departments