



Ministry of Health and Sports (Myanmar)

Department of Public Health

Central Epidemiology Unit

(16 September 2020)

Coronavirus Disease 2019 (COVID-19)

Situation Report - 162

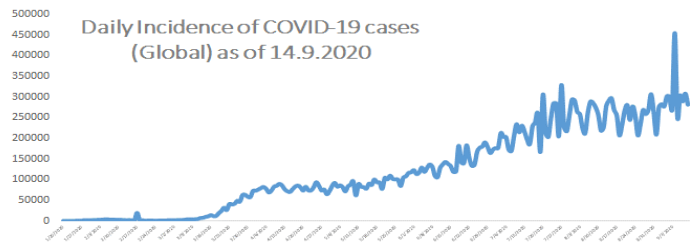
Data as reported by States and Regions by 15 September 2020

WHO Coronavirus Disease (COVID-19) Dashboard data as of 3:28 PM CEST 14 September 2020

Confirmed cases
29,155,581

Deaths
926,544

Case Fatality Rate
3.2 %



Myanmar Situation

Total Tested
205,160

Confirmed Cases
3,636

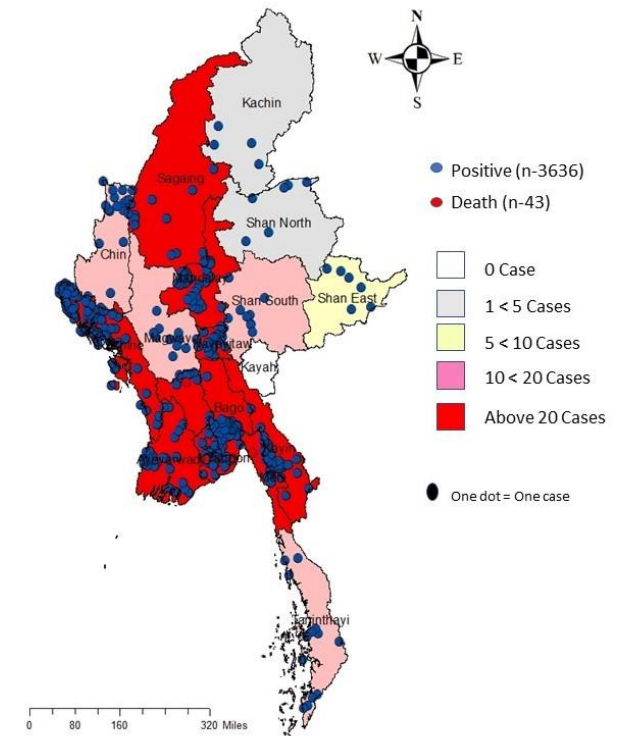
Negative
201,524

Discharged
908
25% of Confirmed cases

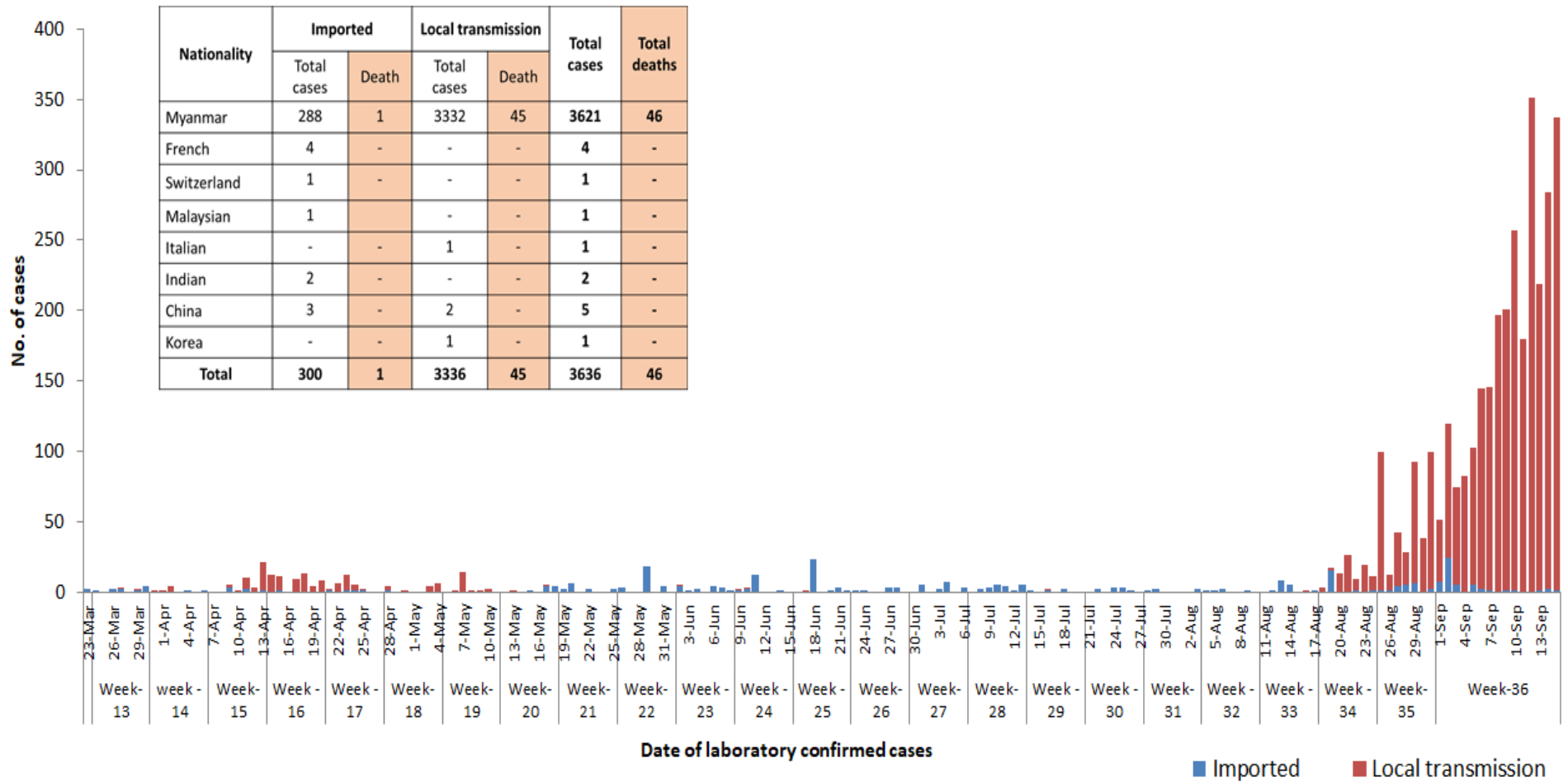
Death
43
1.2% of Confirmed cases

| No | State/Region | COVID-19 Confirmed case | Discharged | Deaths |
|--------------|--------------|-------------------------|------------|-----------|
| 1 | Yangon | 2329 (268 new) | 300 | 46 |
| 2 | Rakhine | 789 (8 new) | 458 | 1 |
| 3 | Mandalay | 118 (14 new) | 4 | - |
| 4 | Bago | 82 (10 new) | 35 | 1 |
| 5 | Mon | 82 (8 new) | 8 | 1 |
| 6 | Naypyitaw | 53 (3 new) | 4 | - |
| 7 | Ayeyarwaddy | 63 (21 new) | 13 | - |
| 8 | Kayin | 33 | 31 | - |
| 9 | Chin | 18 | 18 | - |
| 10 | Sagaing | 20 (1 new) | 10 | - |
| 11 | Magway | 12 | 5 | - |
| 12 | Shan (South) | 10 (1 new) | 7 | - |
| 13 | Thanintharyi | 13 (3 new) | 7 | - |
| 14 | Shan (East) | 6 | 3 | - |
| 15 | Kachin | 4 | 2 | - |
| 16 | Shan (North) | 4 | 3 | - |
| 17 | Kayah | - | - | - |
| Total | | 3636(337 new) | 908 | 46 |

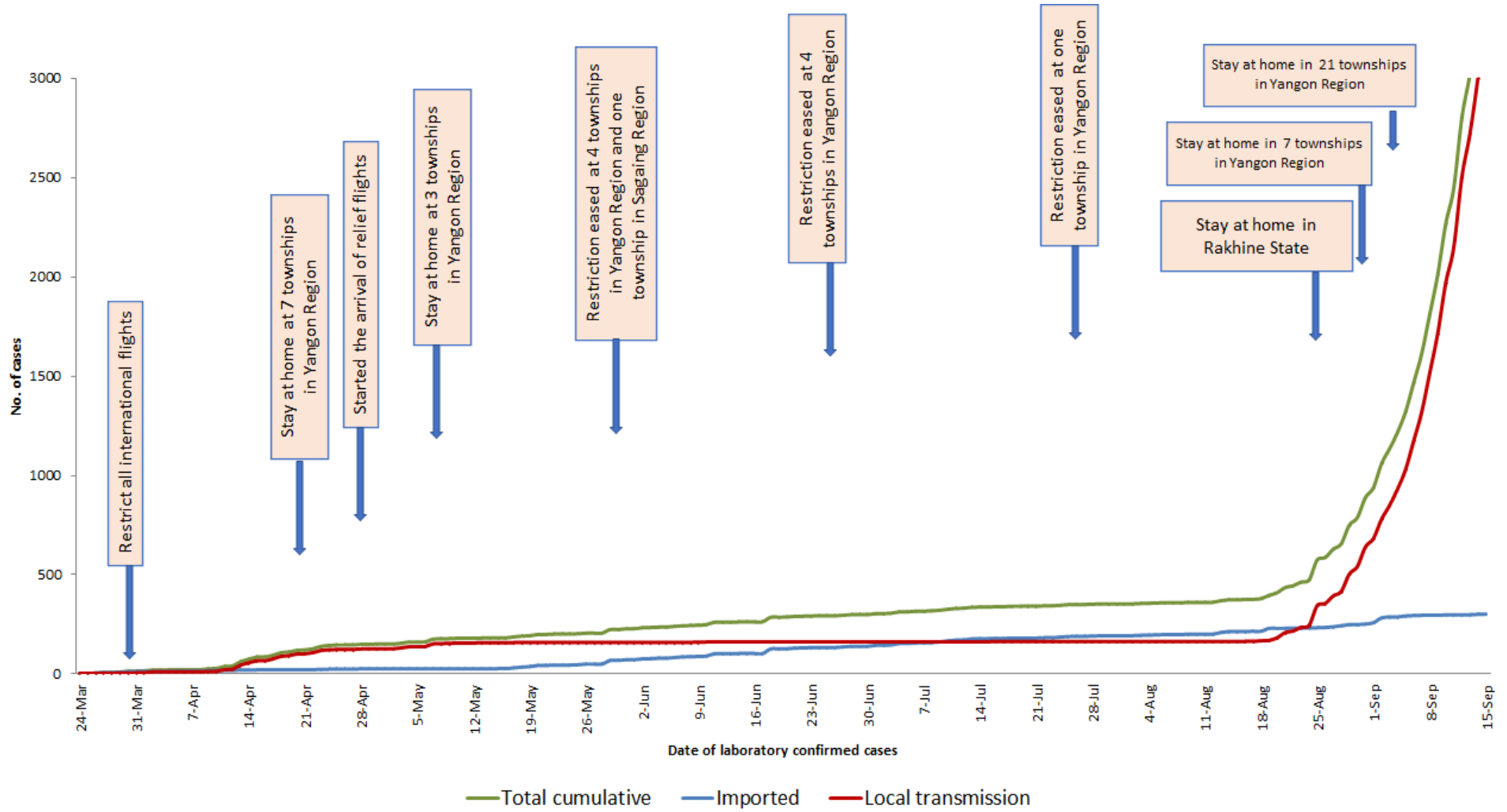
Map showing COVID-19 laboratory confirmed cases



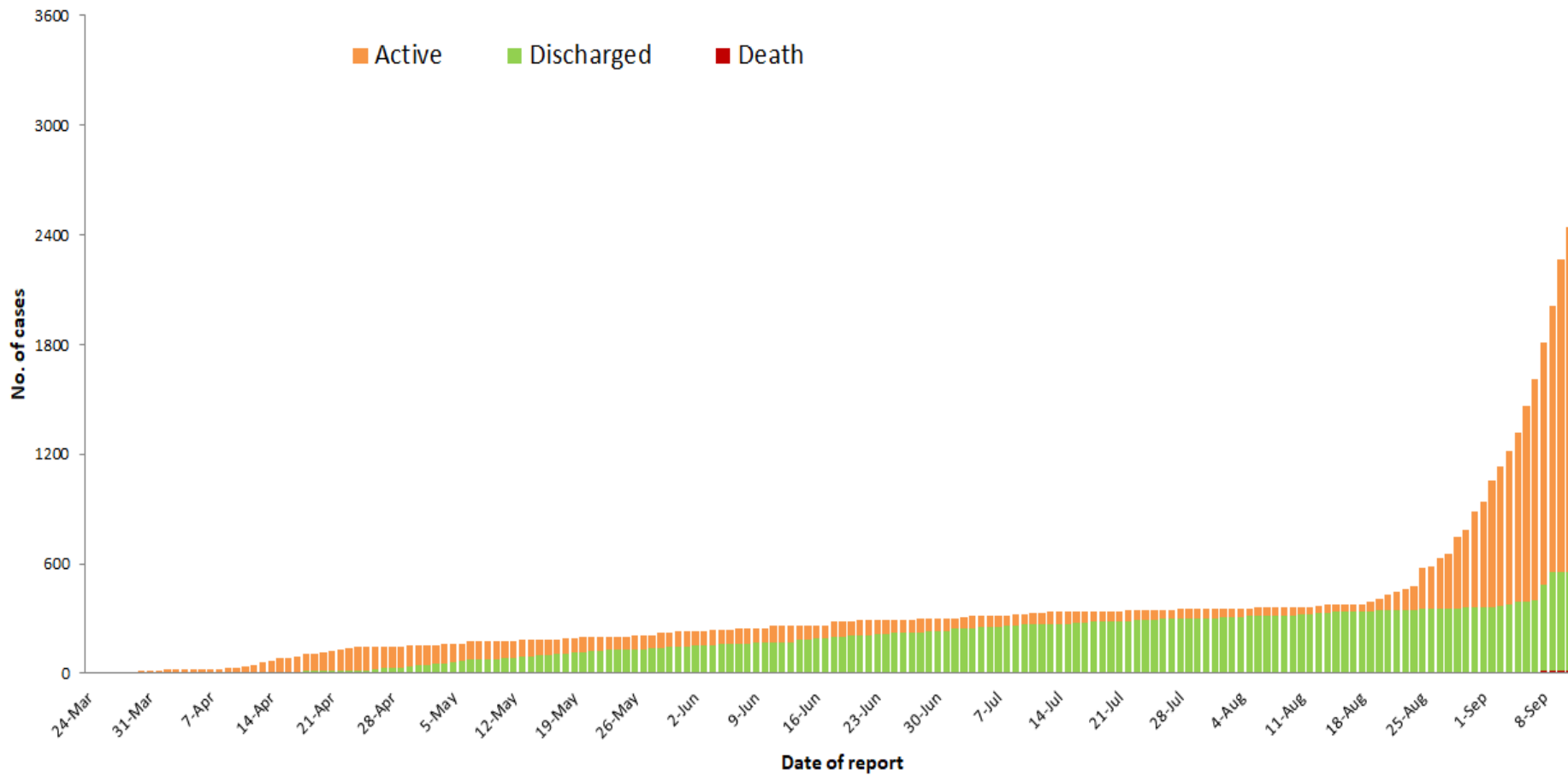
COVID-19 confirmed cases by types of transmissions (as of 15.9.2020) n=3,636



Total laboratory confirmed cases by date (as of 15.9.2020), n= 3,636



Cumulative Number of active confirmed cases, recovered and deaths (23.3.2020 – 15.9.2020), n (cumulative)=3,636



| Summary of current situation | | |
|--|------------------------------|-------------------------|
| Type | New (14.9.2020-15.9.2020) | Total (on 15.9.2020) |
| Suspected and Person Under Investigation (PUI) | 255 | 948 |
| Hospital Quarantine | 23 | 309 |
| Facility Quarantine | 3,655 | 40,224 |

Person under Investigation (PUI) by State/Region hospitals (31.1.2020 – 15.9.2020) n= 10,102

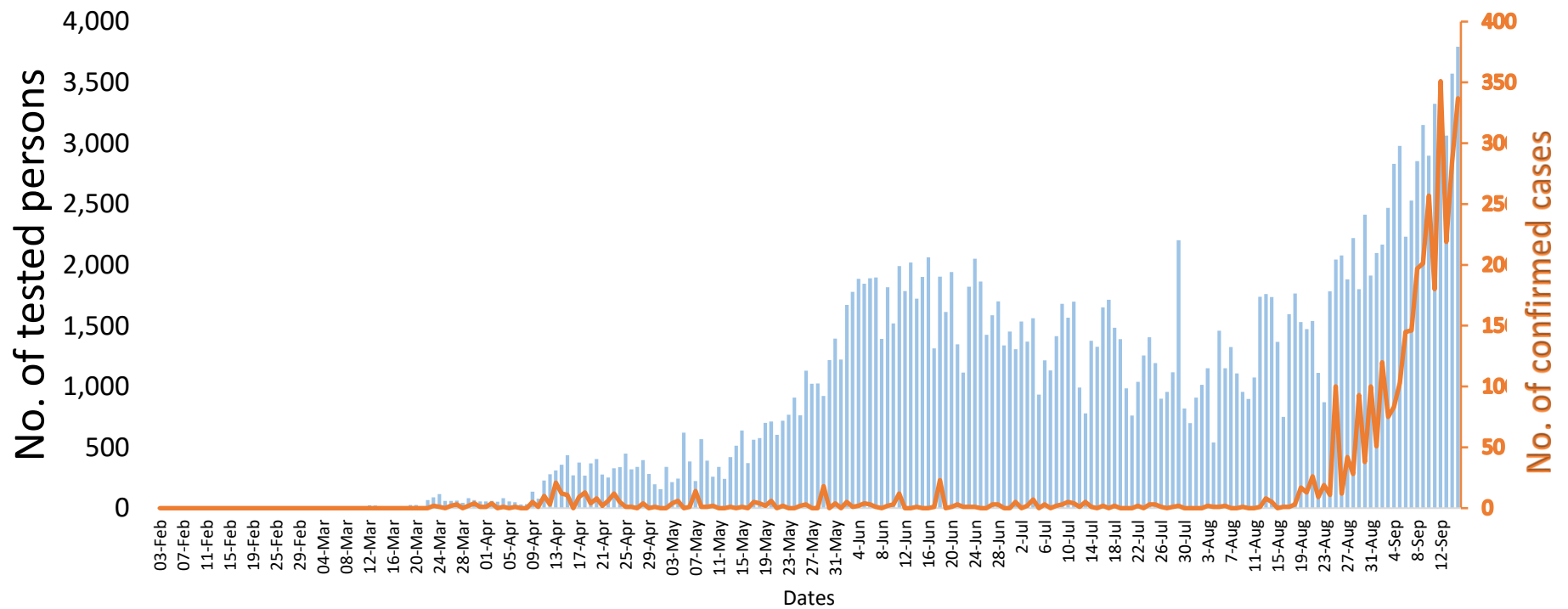
No. of Facility Quarantine sites and Quarantined people on 15.9.2020

| No. | State/Region | PUI | No. | State/Region | No. of facilities | Total no. of quarantine |
|--------------|--------------|--------|--------------|--------------|-------------------|-------------------------|
| 1 | Yangon | 5497 | 1 | Yangon | 90 | 6707 |
| 2 | Mandalay | 1847 | 2 | Ayeyarwaddy | 950 | 6501 |
| 3 | Mon | 435 | 3 | Mandalay | 417 | 3811 |
| 4 | Kayin | 424 | 4 | Sagaing | 452 | 3793 |
| 5 | Magway | 313 | 5 | Bago | 373 | 2989 |
| 6 | Shan (N) | 287 | 6 | Mon | 195 | 2727 |
| 7 | Bago | 228 | 7 | Magway | 337 | 2706 |
| 8 | Rakhine | 190 | 8 | Kayin | 352 | 2201 |
| 9 | Ayeyarwaddy | 168 | 9 | Rakhine | 379 | 1934 |
| 10 | Shan (E) | 134 | 10 | Tanintharyi | 189 | 1674 |
| 11 | Shan (S) | 123 | 11 | Kachin | 195 | 1605 |
| 12 | Thanintharyi | 103 | 12 | Shan South | 78 | 1342 |
| 13 | Sagaing | 102 | 13 | Naypyitaw | 10 | 1289 |
| 14 | Kayah | 84 | 14 | Shan North | 304 | 371 |
| 15 | Naypyitaw | 74 | 15 | Chin | 29 | 282 |
| 16 | Kachin | 54 | 16 | Shan East | 16 | 150 |
| 17 | Chin | 39 | 17 | Kayah | 18 | 142 |
| Total | | 10,102 | Total | | 4,384 | 40,224 |

*Facility quarantine rule changed from 21 days to 14 days on 11-9-2020 while 7 days home quarantine rule remain unchanged.

- First two confirmed cases were detected on 23 March 2020.
- Local transmission are increased during April and May 2020 due to big religious cluster in Yangon.
- After religious cluster, imported cases were mainly detected due to returnees from other countries.
- In August, local transmission were dramatically raised in Rakhine State firstly and other big clusters were detected in –
 - Mandalay- Myingyan cluster
 - Yangon – Thingangyun cluster.

COVID-19 confirmed cases among tested by date (as of 15.9.2020)

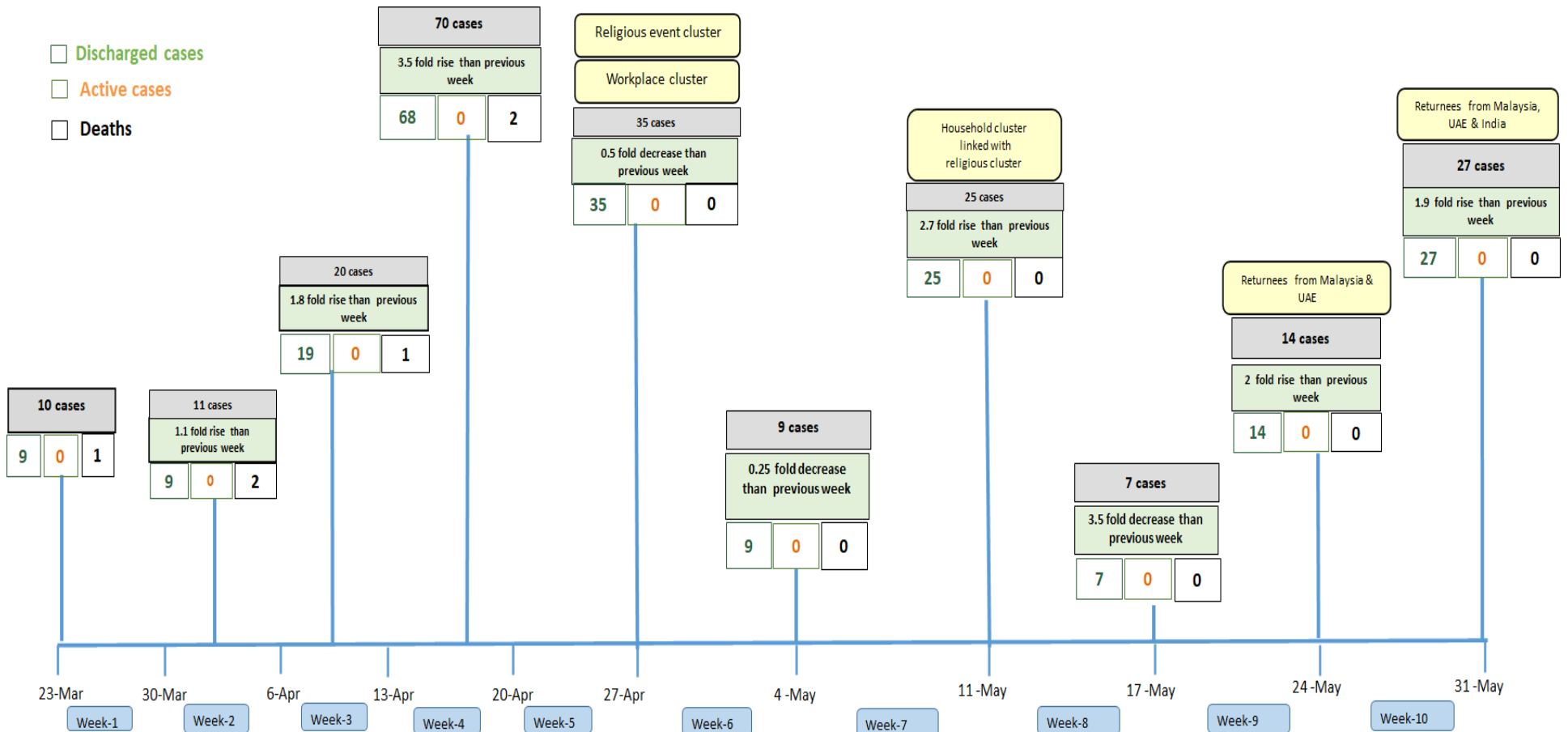


Total tested persons - 205,160

Total confirmed cases - 3,636

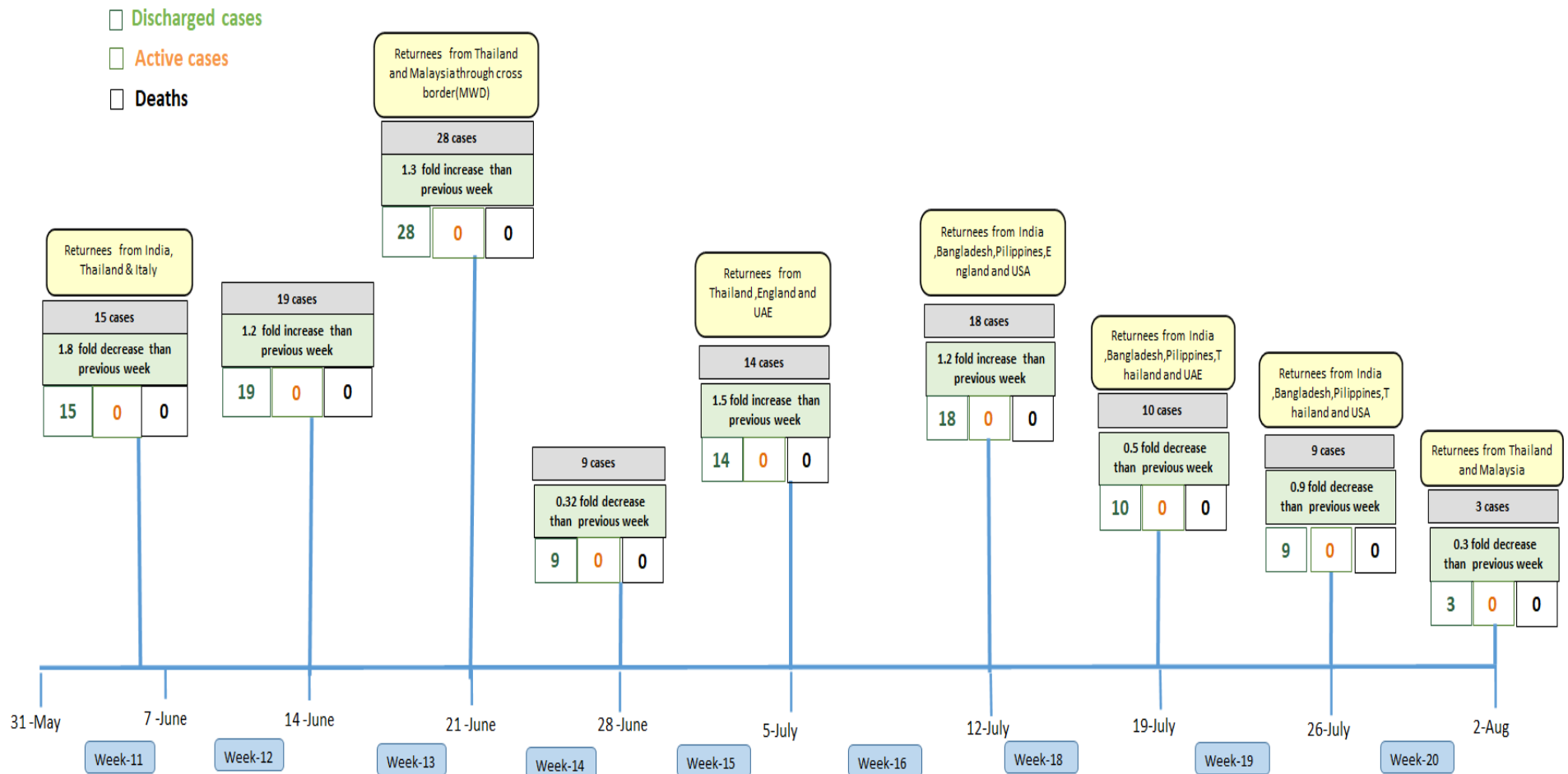
Tested person

Summary of new confirmed cases detection after first two cases (as of 15.9.2020)



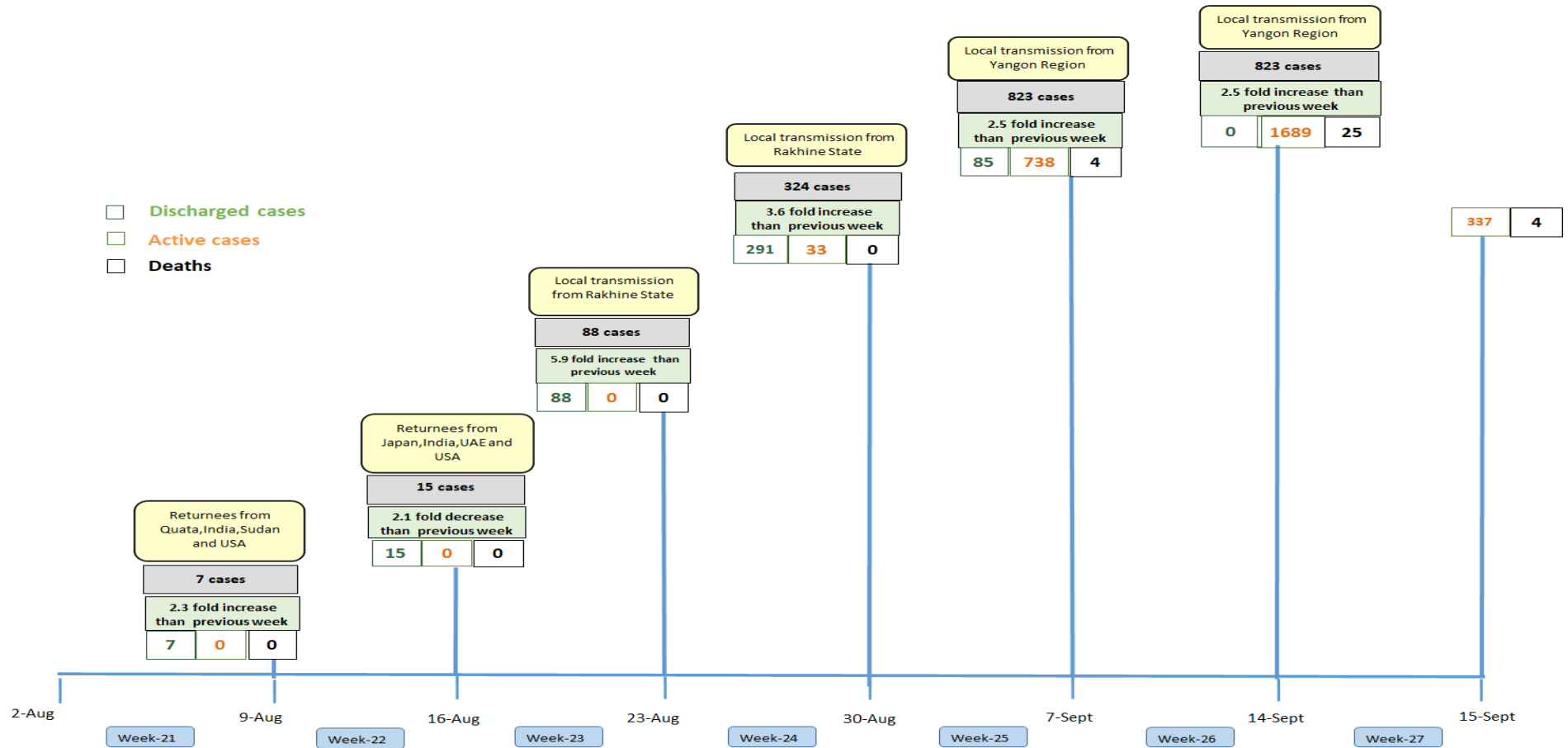
- Confirmed cases were detected as a peak in the 4th week after first confirmed cases due to the religious event cluster.
- Confirmed cases were decreased but still raised than the first 3 weeks due to the religious event cluster and workplace cluster.
- There were an increased in numbers of cases in the 7th week after the first two cases due to the household cluster linked with a religious cluster.
- Confirmed cases were detected by a nearly two-fold rise in the 9th and 10th weeks after the first two cases because of returnees coming back by relief flights.

Summary of new confirmed cases detection after first two cases (as of 15.9.2020)



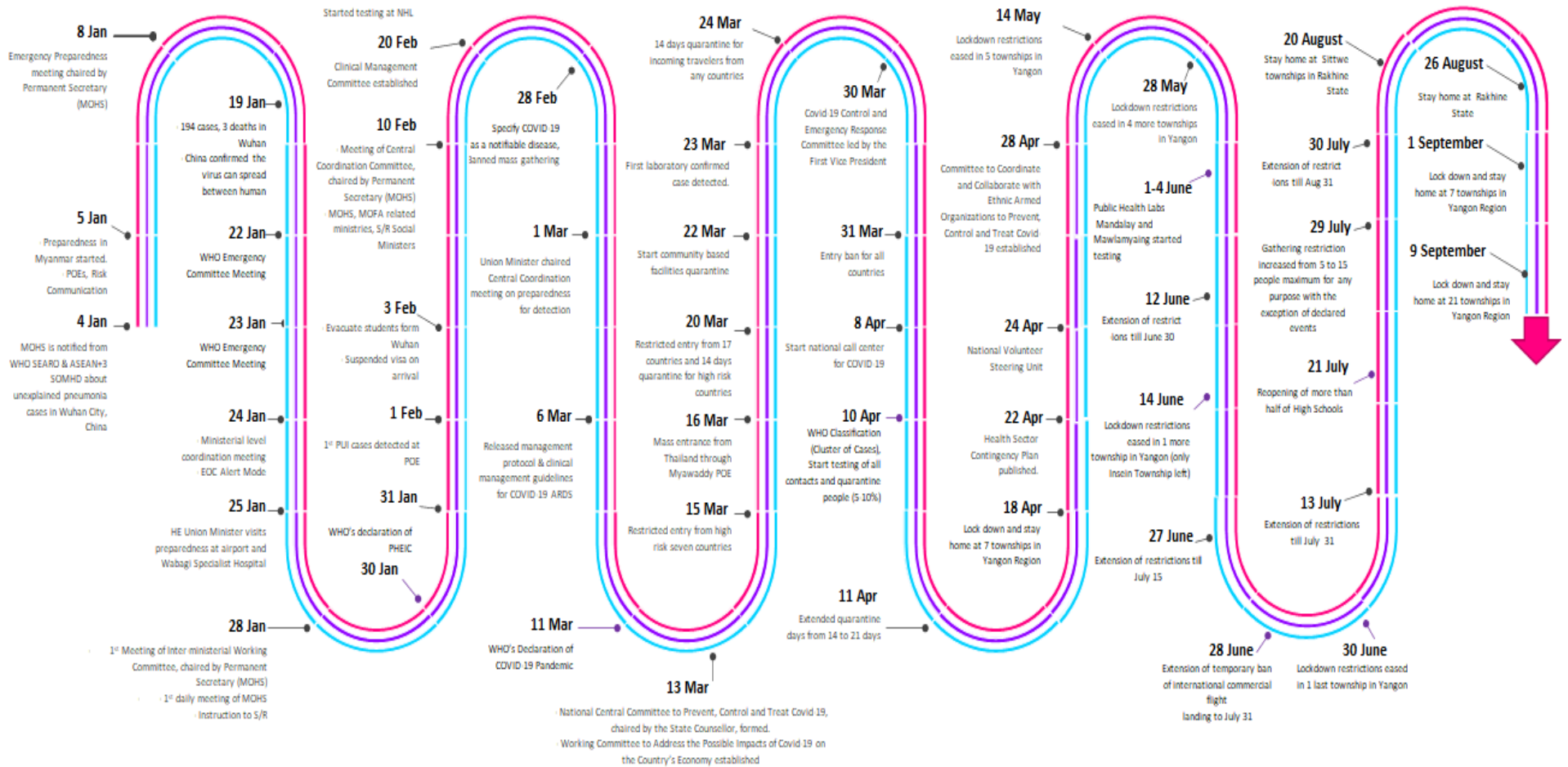
- Confirmed cases were detected as a peak in the 4th week after first confirmed cases due to the religious event cluster.
- Confirmed cases were decreased but still raised than the first 3 weeks due to the religious event cluster and workplace cluster.
- There were an increased in numbers of cases in the 7th week after the first two cases due to the household cluster linked with a religious cluster.
- Confirmed cases were detected by a nearly two-fold rise in the 9th and 10th weeks after the first two cases because of returnees coming back by relief flights.

Summary of new confirmed cases detection after first two cases (as of 15.9.2020)



- Confirmed cases were detected as a peak in the 4th week after first confirmed cases due to the religious event cluster.
- Confirmed cases were decreased but still raised than the first 3 weeks due to the religious event cluster and workplace cluster.
- There were an increased in numbers of cases in the 7th week after the first two cases due to the household cluster linked with a religious cluster.
- Confirmed cases were detected by a nearly two-fold rise in the 9th and 10th weeks after the first two cases because of returnees coming back by relief flights.

Timeline of Preparedness and Response to COVID-19 in Myanmar (as of 15.9.2020)



Hotline Number — 0673 420 268

Data source - CEU, DMS, NHL, PHL (MDY and MLM), DMR, DSGH, State and Region Health Departments