



Ministry of Health and Sports (Myanmar)

Department of Public Health

Central Epidemiology Unit

(18 July 2020)

Situation Report - 102

Coronavirus Disease 2019 (COVID-19)

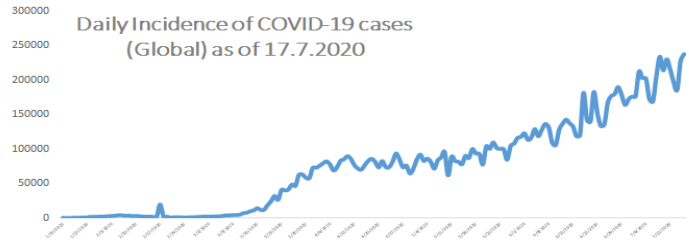
Data as reported by States and Regions by 10:30 PM MST 17 July 2020

Global Situation (WHO situation report - 179) data as of 14:30 MST 17 July 2020

Confirmed cases
13,616,593

Deaths
585,727

Case Fatality Rate
4.3 %



Myanmar Situation

Total Tested

100,951

Confirmed Cases

339

Negative

100,612

Recovered

273

80.5% of Confirmed cases

Active

60

17.6% of Confirmed cases

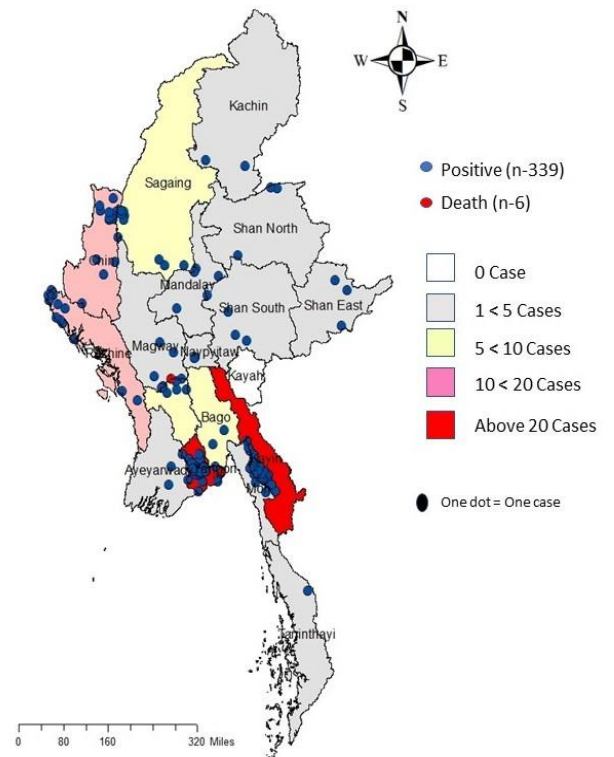
Death

6

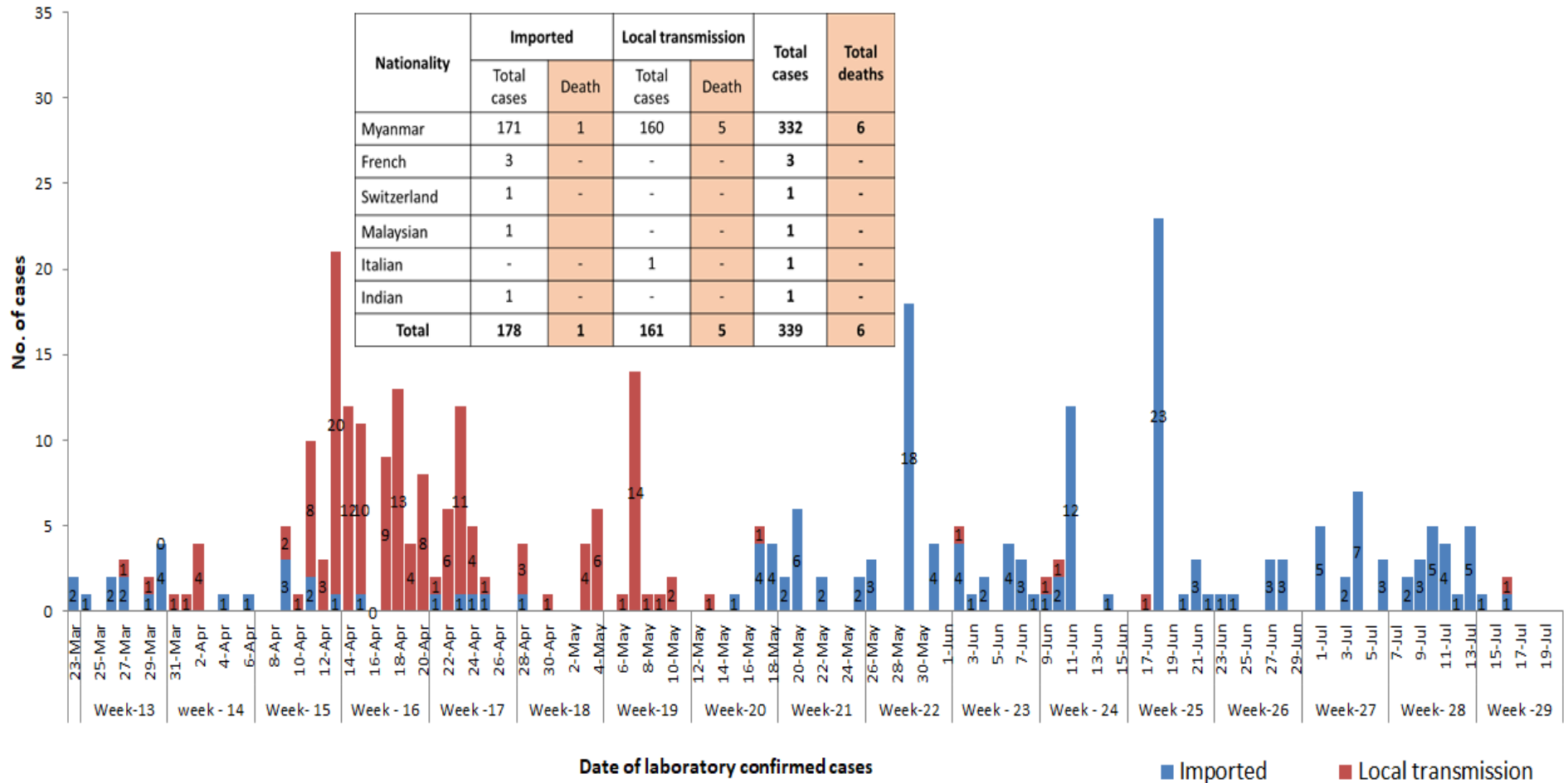
1.7% of Confirmed cases

No	State/Region	COVID-19 Confirmed case	Recovered	Deaths
1	Yangon	243	188(2 New)	5
2	Kayin	26	24	-
3	Rakhine	15	10	-
4	Chin	11	10	-
5	Sagaing	9	8	-
6	Bago	9	8	1
7	Shan (South)	4	4	-
8	Mandalay	4	3	-
9	Shan (East)	3	3	-
10	Shan (North)	3	3	-
11	Magway	3	3	-
12	Naypyitaw	2	2	-
13	Ayeyarwaddy	2	2	-
14	Kachin	2	2	-
15	Mon	2	2	-
16	Thanintharyi	1	1	-
17	Kayah	-	-	-
Total		339	273(2 New)	6

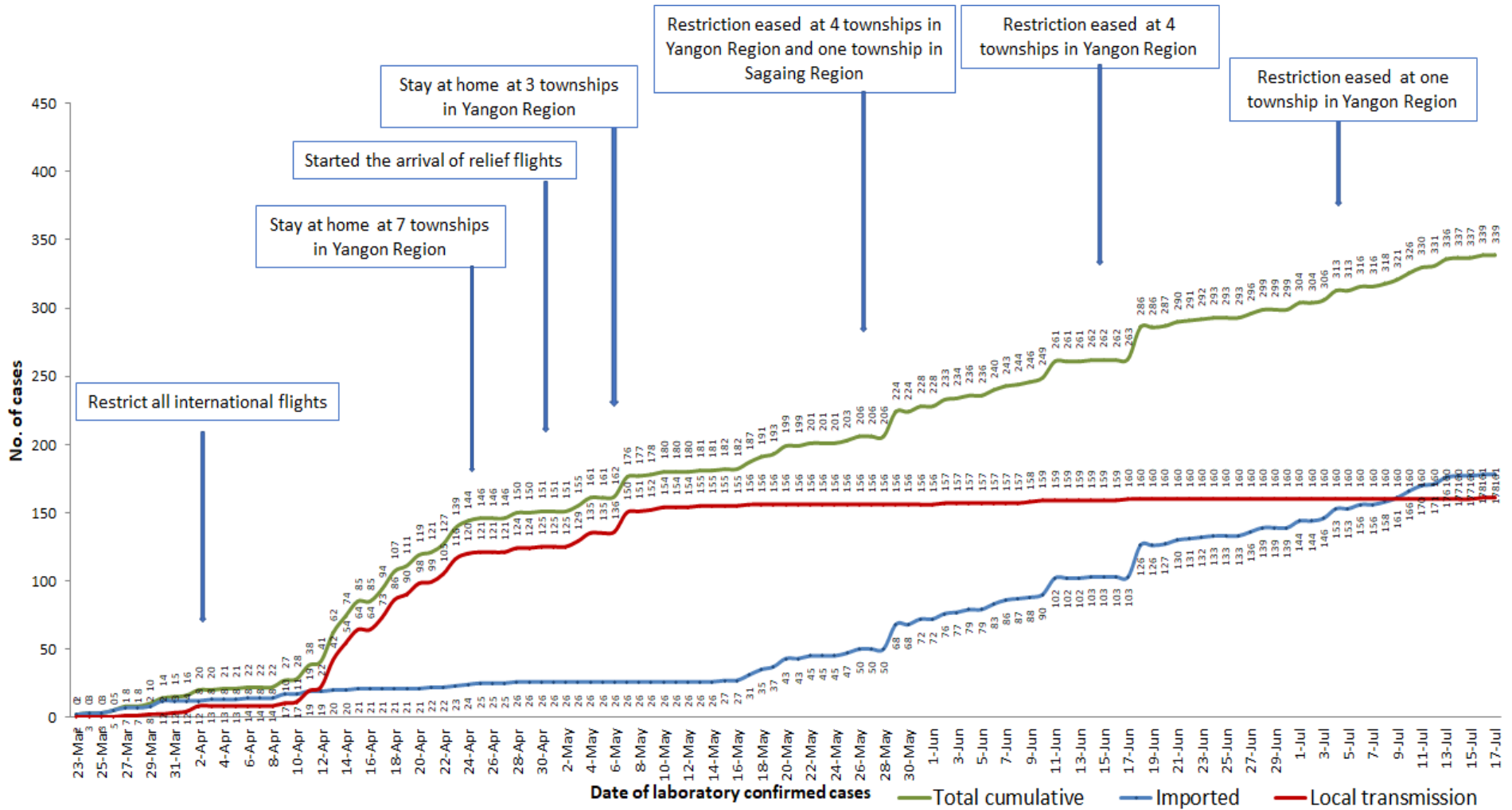
Map showing COVID-19 laboratory confirmed cases



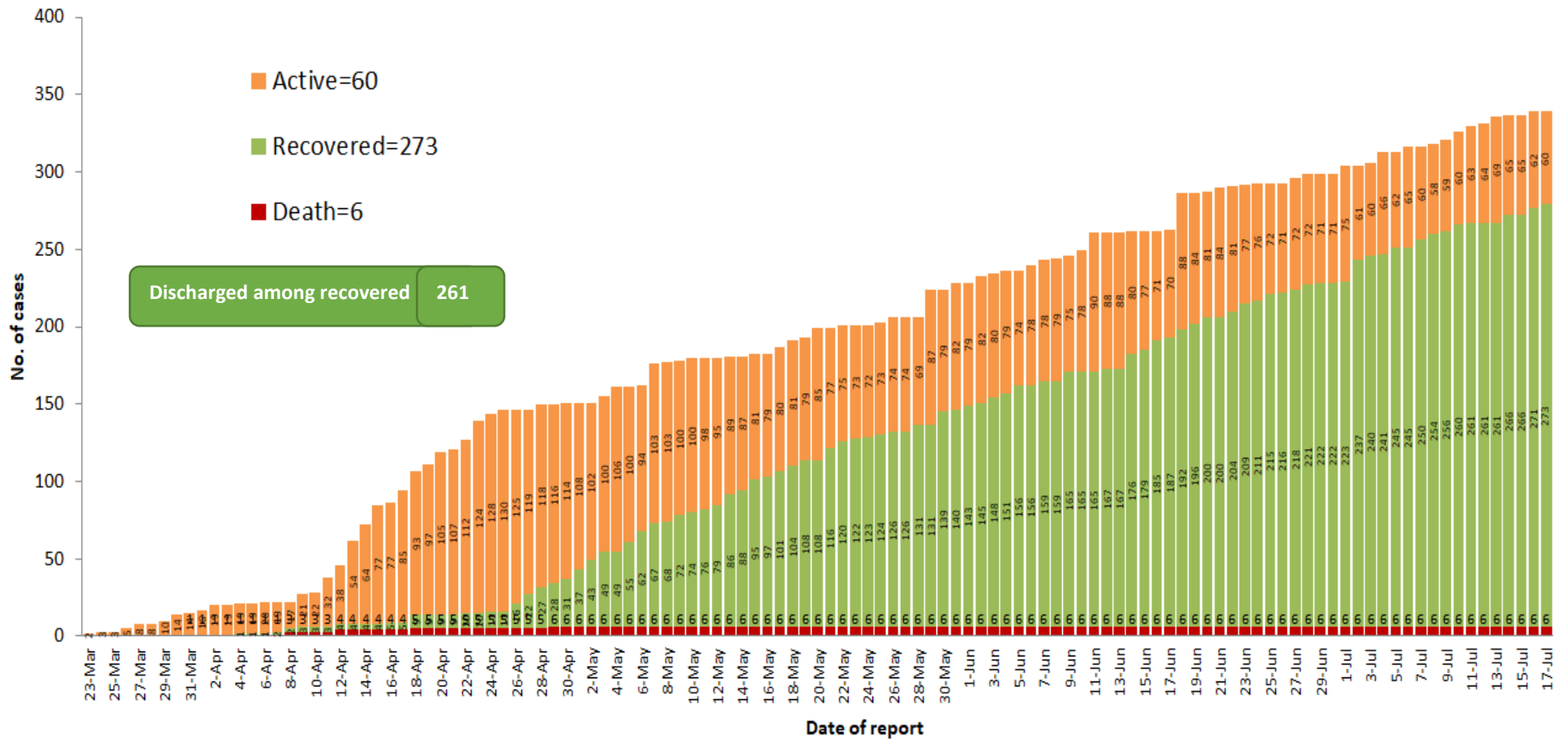
COVID-19 confirmed cases by types of transmissions (as of 17.7.2020, 10:30 pm) n=339



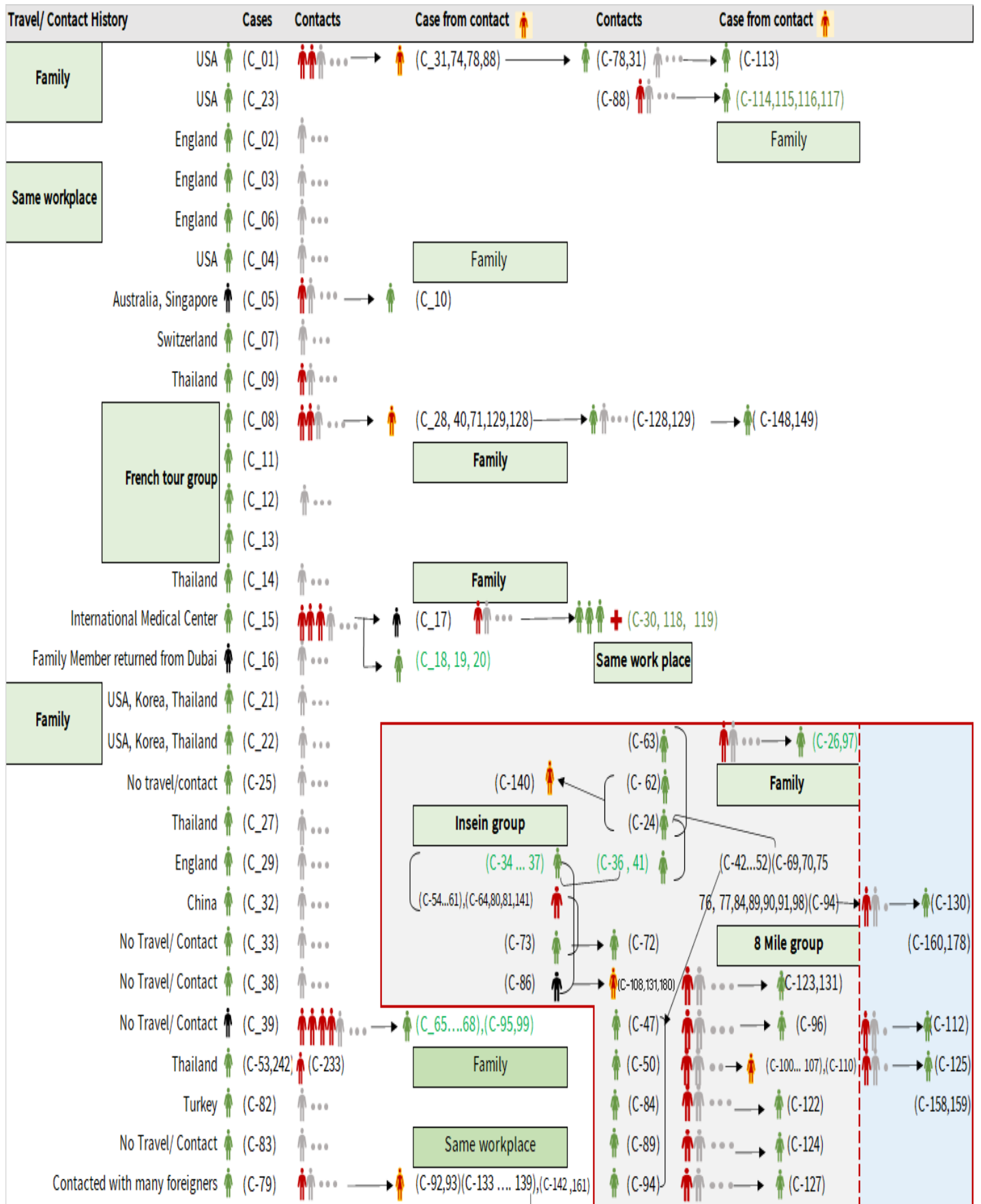
Total laboratory confirmed cases by date (as of 17.7.2020, 10:30 pm), n= 339



Cumulative Number of active confirmed cases, recovered and deaths (23.3.2020 – 17.7.2020), n (cumulative)=339



Summary of COVID-19 confirmed cases (as of 17.7.2020), n (contacts)= 5,748



Summary of COVID-19 confirmed cases (as of 17.7.2020), n (contacts)= 5,748

Travel/ Contact History	Cases	Contacts	Case from contact	Contacts	Case from contact
No Travel/ Contact	(C-85)	...			(C-110)
No travel / Contact	(C-87)	...	→ (C-126)		(C-28,40,42,43,44,45,46,48,49,51,52)
No travel / Contact	(C-109)	...	(C-139) →	(C-146)	(C-54,55,56,57,58,60,61,63,64,69,70)
No travel / Contact	(C-111)	...	(C-133,134,142) →	(C-147)	(C-71,74,75,76,77,80,81,88,90,91,92,93)
No travel/Contact	(C-120)	...			(C-98,100,101,102,103,104,105,106,107,108)
England	(C-303,317,327)	(C-121,302)			(C-133,134,135,136,137,138,139,140,141,142)
No travel/Contact	(C-132)	...			(C-151,152,153,154,157,158,159,160,161)
Dubai/Thailand	(C-143)	...			(C-164,165,167,168,170,171,172,174)
No travel/Contact	(C-144)	...			(C-178,184,189,191,193,205,207,216,217,218)
India	(C-145,209,210,213,221,223,224,229,225,227,228,252,255,259,295,296,297,298,299,307)				(C-226,233,234,235,237,246,253,258)
China	(C-150,230)				
Contact with religious event cluster	(C-162)	...	→ (C-151,152,153,154,157)	→ (C-165 ... 177)	(C-166,169,173,175,176,177)
No travel/contact	(C-155)	...	→ (C-163,164)	(C-163)	(C-177) → (C-179) → (C-181)
No travel/contact	(C-156)	...			
No travel/contact	(C-183)	...			
Malaysia	(C-184,189,273,280)	(C-182,185,186,191,188,190,187,200,201,232,275,282)			
UAE	(C-300,301,314,315,316,337)	(C-193,192,194,195,196,197,198,199,301)			
Italy	(C-243,202)				
No travel/Contact	(C-231)				
Bangladesh	(C-234,244,247,250,262,293,308,309,310,325,326,334)	(C-244,245,247,248,250,262,291,292)			
No travel/contact	(C-245)	...			
No travel/contact	(C-249)				
No travel/contact	(C-263)	...			
Thailand	(C-269,279,332,333,335,336,338)	(C-264,265,266,267,268,270,271,272,273,274,276,277,278,280,281,283,284,285,286,287,294,304,312)			
Quata	(C-288)	(C-289,290)			
India	(C-203... 229,235...240,241,246,251,253,254...258,260,261,305,306,318,322,323,324,328,329,330)				
Lao	(C-311)	...			
Singapore	(C-313)	...			
Philippines	(C-319,320,321)	...			
USA	(C-331)	...			
No travel/contact	(C-339)	...			

Summary of current situation

Type	New (16.7.2020-17.7.2020)	Total (on 17.7.2020)
Suspected and Person Under Investigation (PUI)	17	169
Hospital Quarantine	5	55
Facility Quarantine	848	22,230

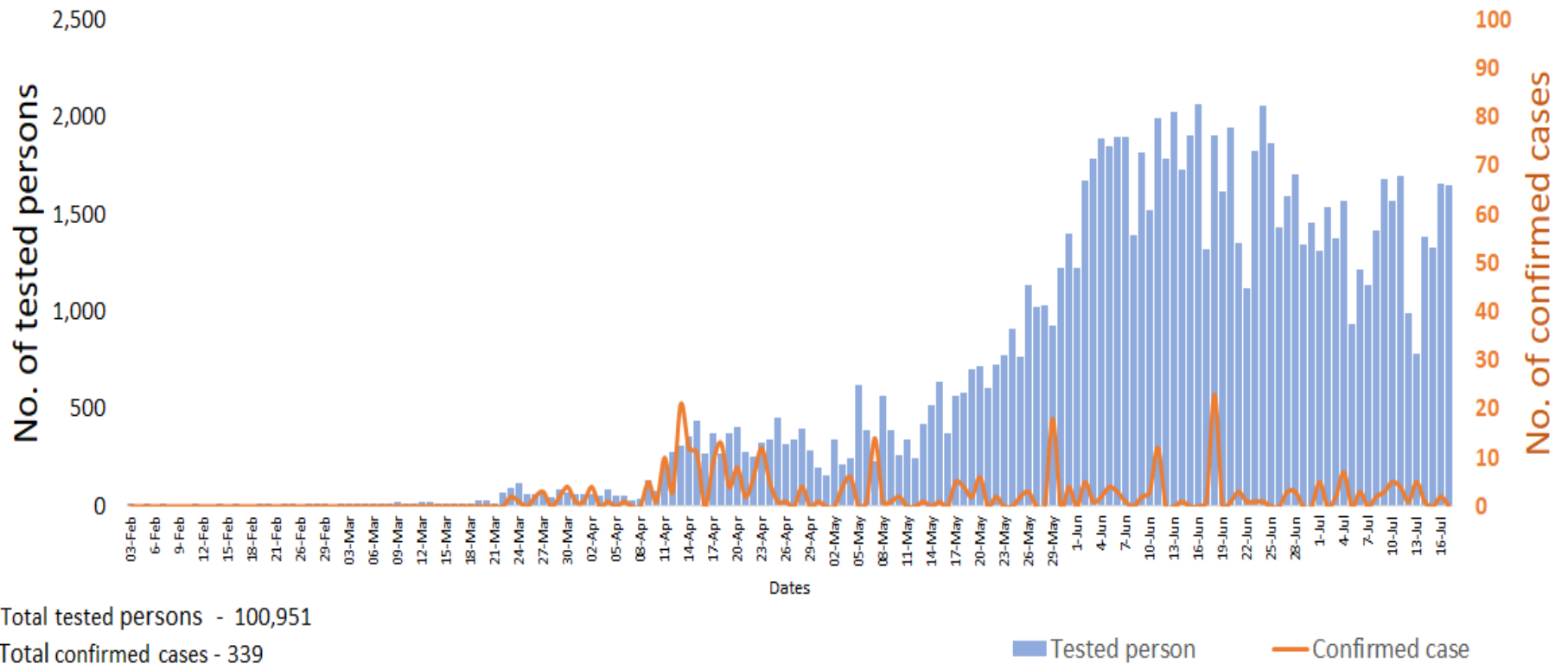
Person under Investigation (PUI) by State/Region hospitals (31.1.2020 – 17.7.2020) n= 6,472

No.	State/Region	PUI
1	Yangon	3,274
2	Mandalay	1,300
3	Kayin	272
4	Mon	260
5	Shan (N)	219
6	Magway	210
7	Bago	180
8	Shan (E)	122
9	Ayeyarwaddy	102
10	Shan (S)	99
11	Sagaing	90
12	Kayah	80
13	Thanintharyi	70
14	Rakhine	68
15	Naypyitaw	63
16	Kachin	36
17	Chin	27
Total		6,472

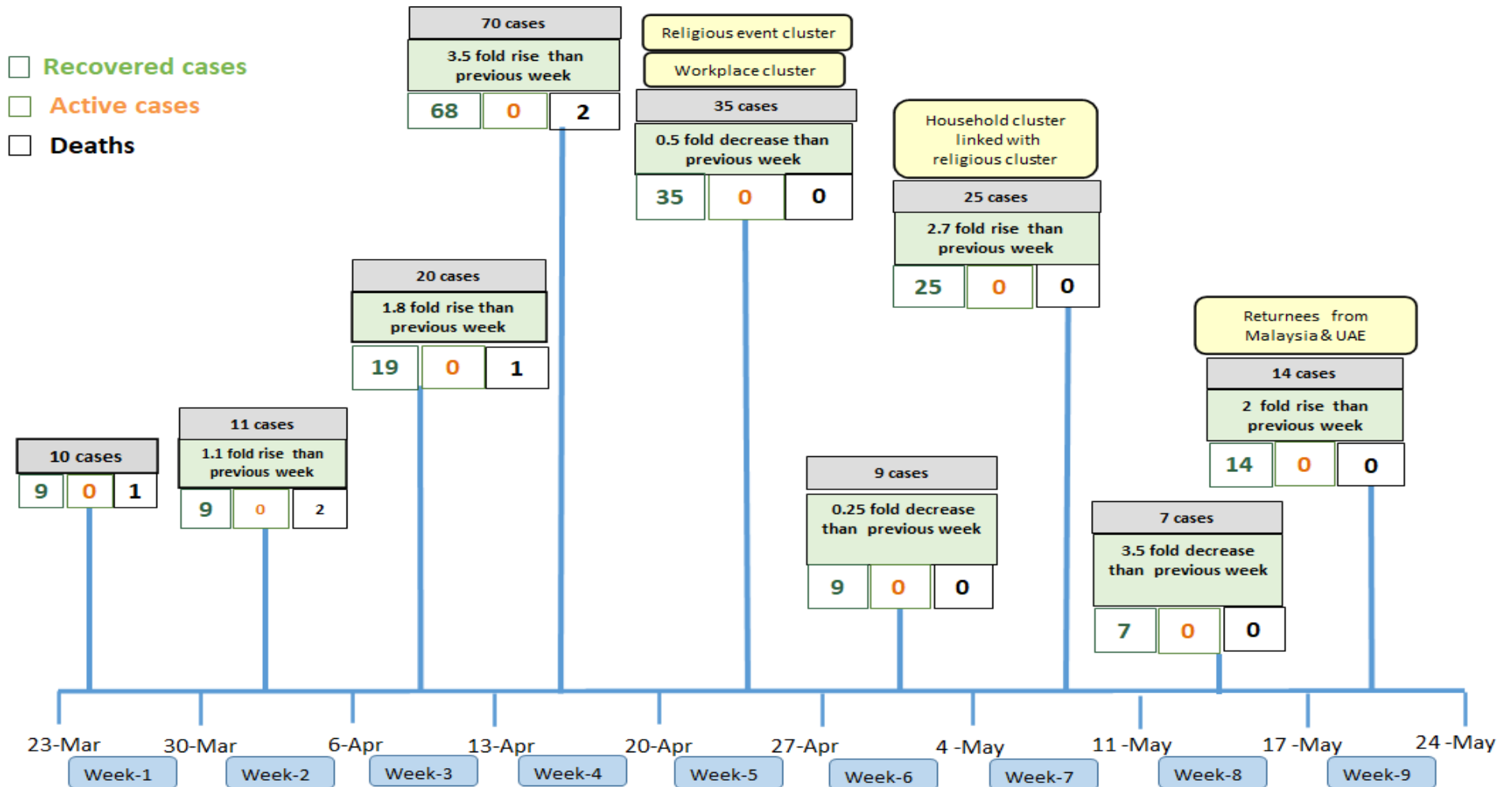
No. of Facility Quarantine sites and Quarantined people on 17.7.2020

No.	State/Region	No. of facilities	Total no. of quarantine
1	Yangon	64	3,745
2	Bago	264	3,137
3	Mon	280	2,647
4	Kayin	351	2,549
5	Magway	307	1,856
6	Tanintharyi	189	1,655
7	Mandalay	91	1,164
8	Sagaing	185	1,145
9	Rakhine	275	932
10	Ayeyarwaddy	165	832
11	Kachin	421	821
12	Shan South	115	718
13	Naypyitaw	2	464
14	Shan North	255	196
15	Chin	15	156
16	Kayah	18	133
17	Shan East	11	80
Total		3,008	22,230

COVID-19 confirmed cases among tested by date (as of 17.7.2020)

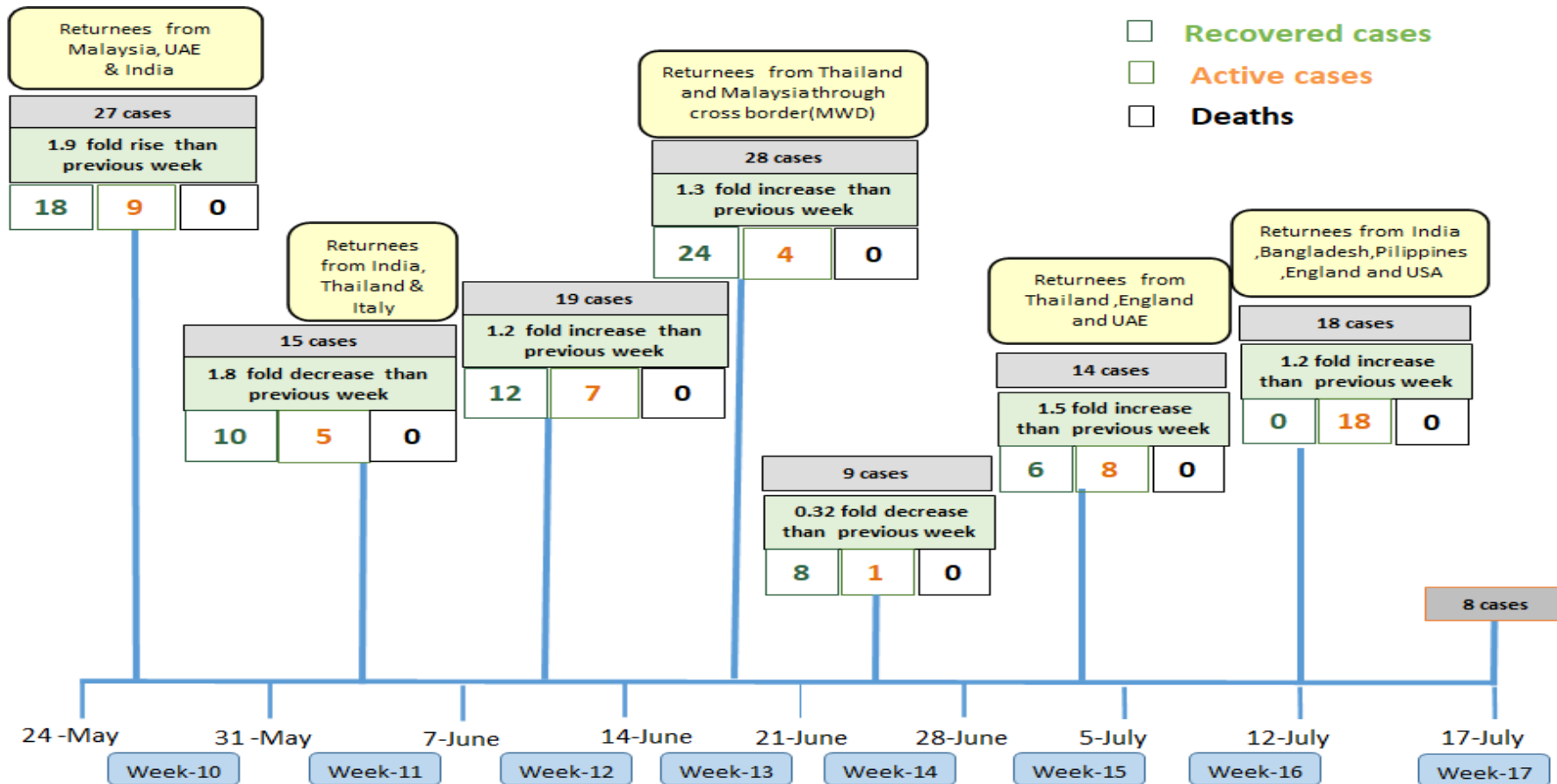


Summary of new confirmed cases detection after first two cases (as of 17.7.2020)



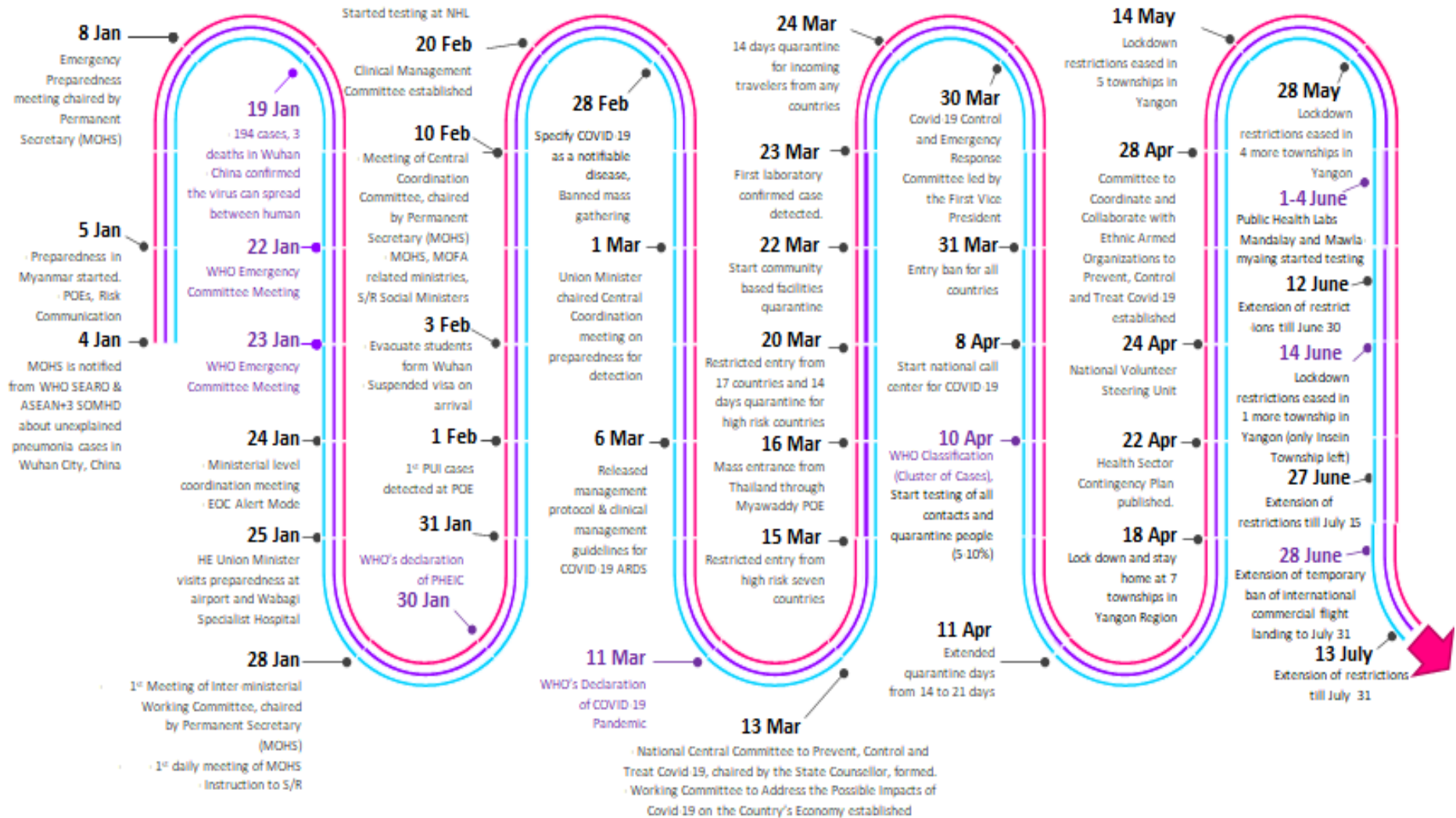
- Confirmed cases were detected as a peak in the 4th week after first confirmed cases due to the religious event cluster.
- Confirmed cases were decreased but still raised than the first 3 weeks due to the religious event cluster and workplace cluster.
- There were an increased in numbers of cases in the 7th week after the first two cases due to the household cluster linked with a religious cluster.
- Confirmed cases were detected by a nearly two-fold rise in the 9th and 10th weeks after the first two cases because of returnees coming back by relief flights.

Summary of new confirmed cases detection after first two cases (as of 17.7.2020)



- Confirmed cases were detected as a peak in the 4th week after first confirmed cases due to the religious event cluster.
- Confirmed cases were decreased but still raised than the first 3 weeks due to the religious event cluster and workplace cluster.
- There were an increased in numbers of cases in the 7th week after the first two cases due to the household cluster linked with a religious cluster.
- Confirmed cases were detected by a nearly two-fold rise in the 9th and 10th weeks after the first two cases because of returnees coming back by relief flights.

Timeline of Preparedness and Response to COVID-19 in Myanmar (as of 17.7.2020)



Hotline Number— 0673 420 268

Data source - CEU, DMS, NHL, PHL (MDY and MLM), DMR, DSGH, State and Region Health Departments