



# Ministry of Health and Sports (Myanmar)

## Department of Public Health

### Central Epidemiology Unit

(7 August 2020)

#### Coronavirus Disease 2019 (COVID-19)

Situation Report - 122

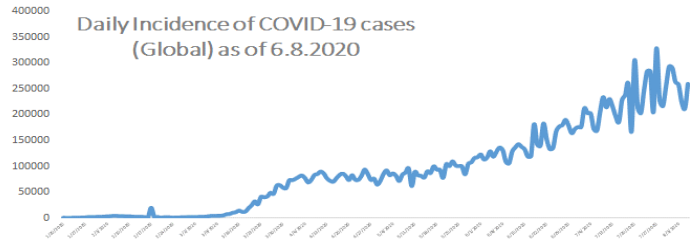
Data as reported by States and Regions by 8:30 PM MST 6 August 2020

**Global Situation (WHO situation report - 199) data as of 14:30 MST 6 August 2020**

**Confirmed cases**  
**18,614,177**

**Deaths**  
**702,642**

**Case Fatality Rate**  
**3.7 %**



#### Myanmar Situation

Total Tested

**123,441**

Confirmed Cases

**359**

Negative

**123,082**

Recovered

**309**

86.0% of Confirmed cases

Active

**44**

12.2% of Confirmed cases

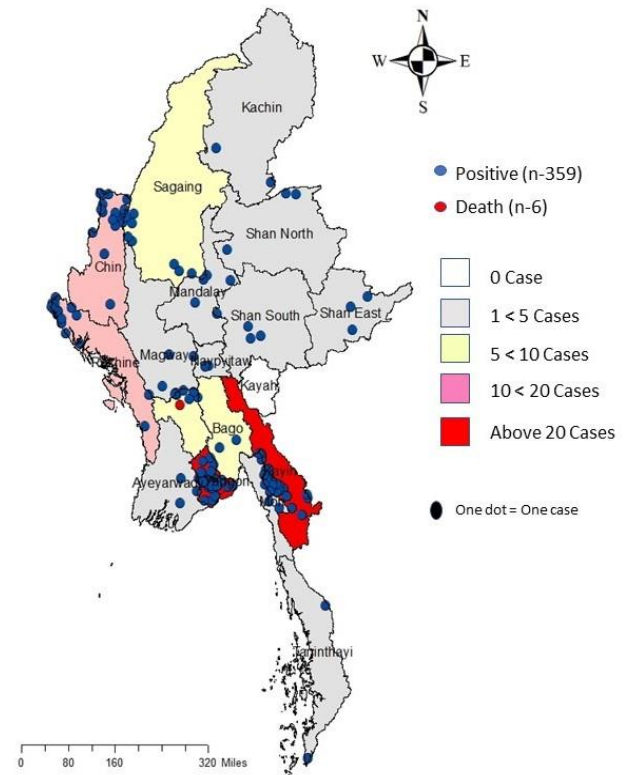
Death

**6**

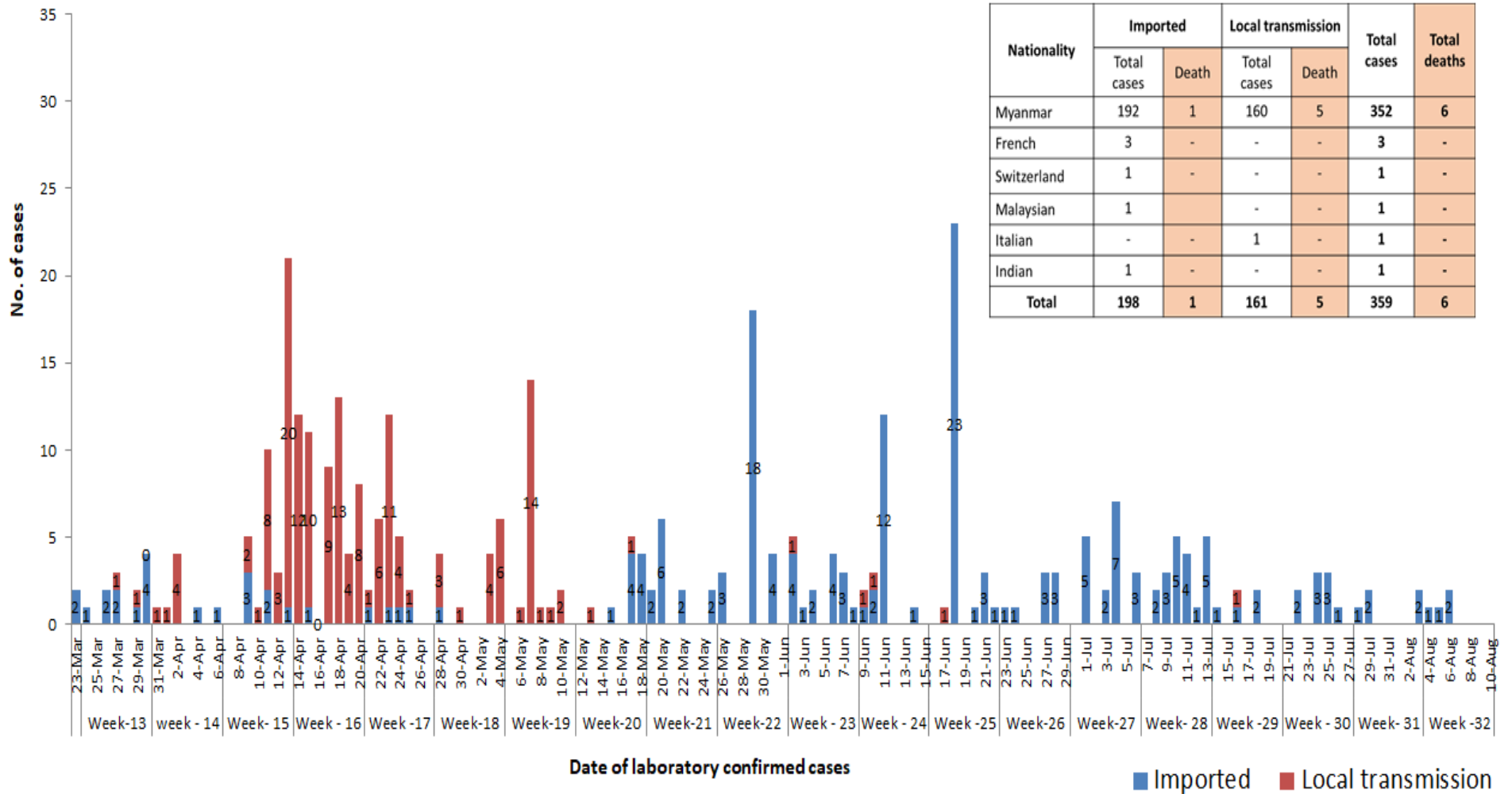
1.6% of Confirmed cases

No	State/Region	COVID –19 Confirmed case	Recovered	Deaths
1	Yangon	252	213(1 New)	5
2	Kayin	29	26	-
3	Chin	17(2 New)	11	-
4	Rakhine	16	16	-
5	Sagaing	9	9	-
6	Bago	9	8	1
7	Shan (South)	4	4	-
8	Mandalay	4	4	-
9	Shan (East)	3	3	-
10	Shan (North)	3	3	-
11	Magway	3	3	-
12	Naypyitaw	2	2	-
13	Ayeyarwaddy	2	2	-
14	Kachin	2	2	-
15	Mon	2	2	-
16	Thanintharyi	2	1	-
17	Kayah	-	-	-
<b>Total</b>		<b>359(2 New)</b>	<b>309(1 New)</b>	<b>6</b>

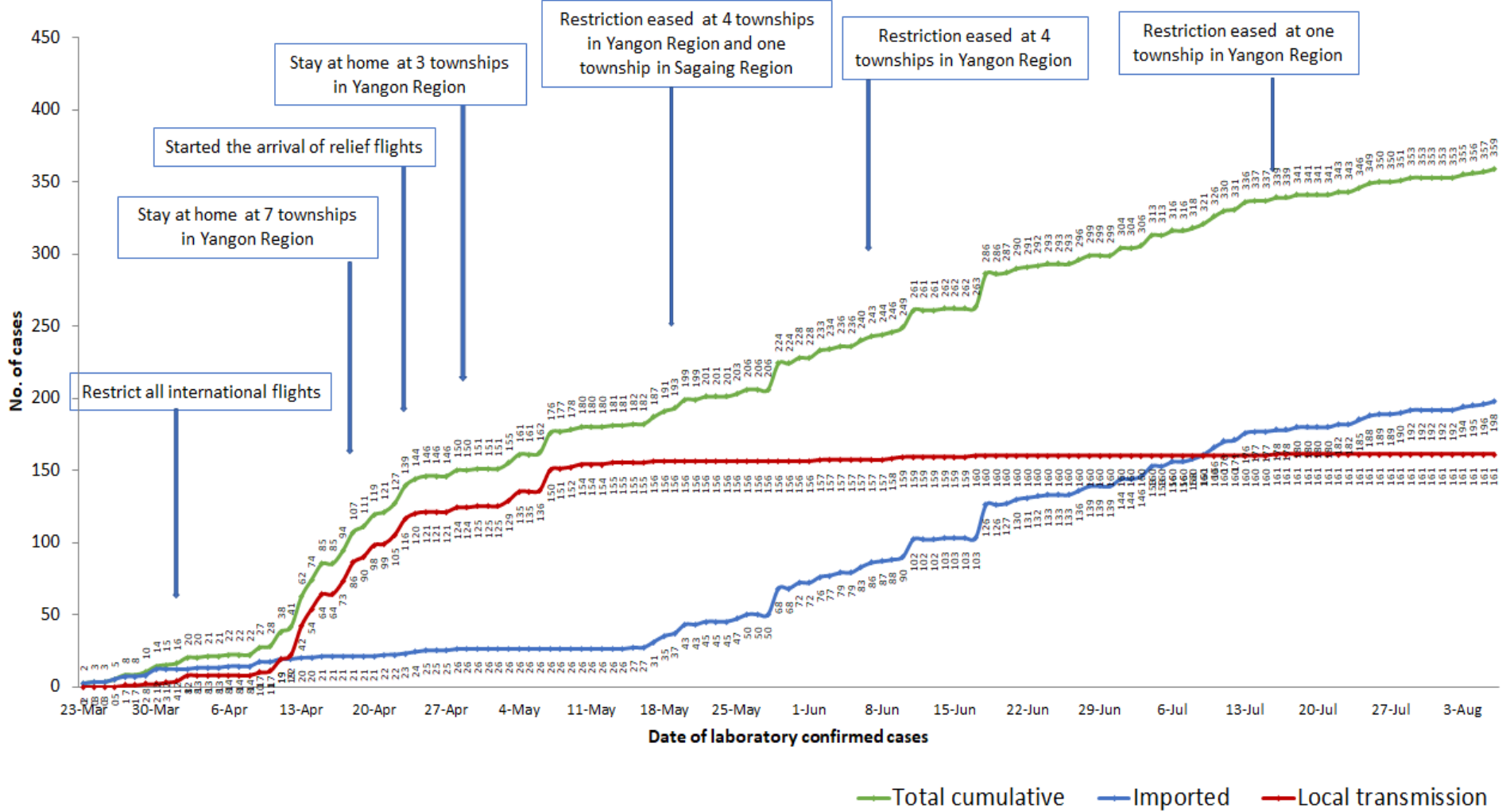
Map showing COVID-19 laboratory confirmed cases



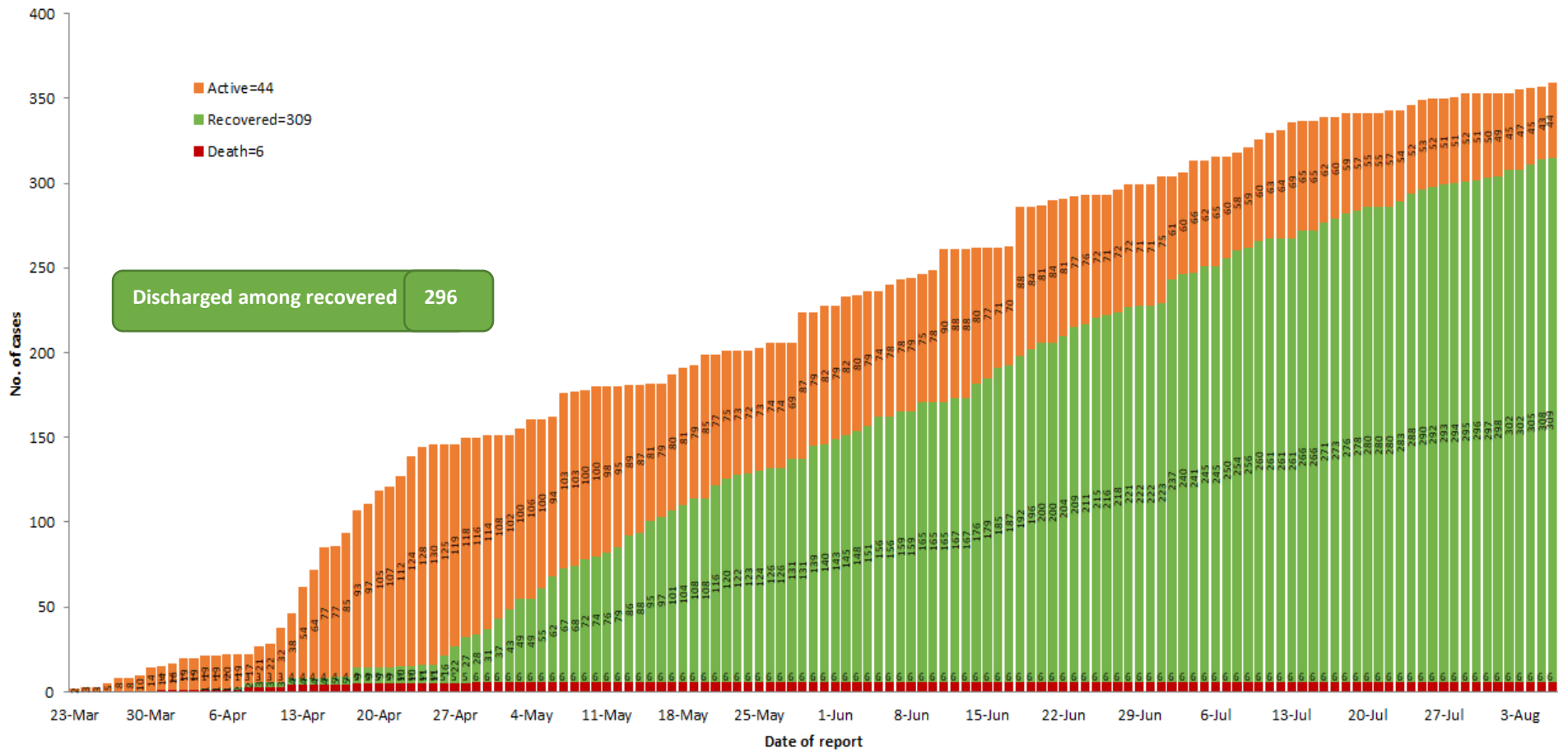
# COVID-19 confirmed cases by types of transmissions (as of 6.8.2020, 8:30 pm) n=359



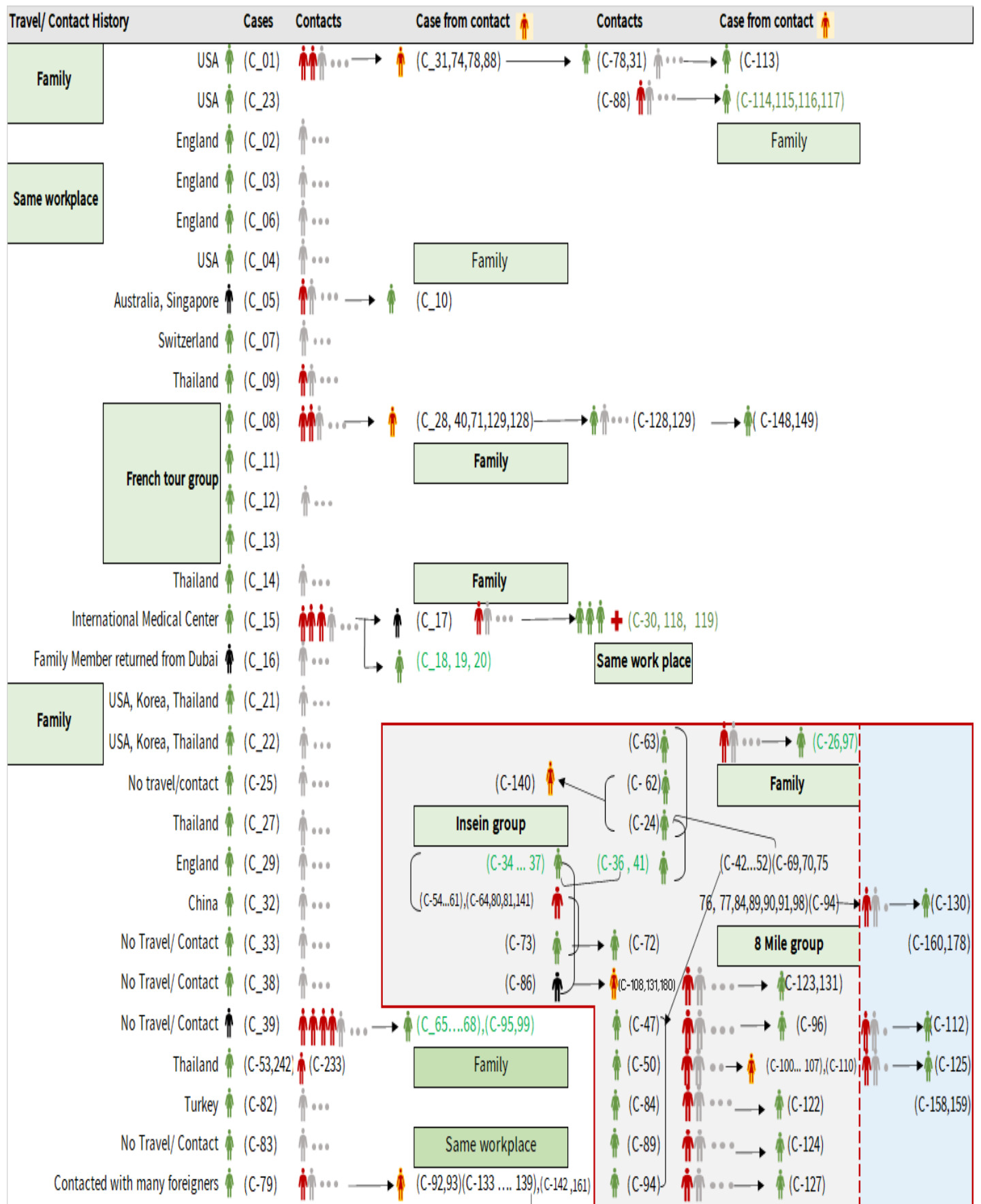
# Total laboratory confirmed cases by date (as of 6.8.2020, 8:30 pm), n= 359
























































































## Cumulative Number of active confirmed cases, recovered and deaths (23.3.2020 – 6.8.2020), n (cumulative)=359



# Summary of COVID-19 confirmed cases (as of 6.8.2020), n (contacts)= 5,789



## Summary of COVID-19 confirmed cases (as of 6.8.2020), n (contacts)= 5,789

Travel/ Contact History	Cases	Contacts	Case from contact 	Contacts	Case from contact 
No Travel/ Contact	 (C-85)	 ...			 (C-110) 
No travel / Contact	 (C-87)	 ... →  (C-126)			 (C-28,40,42,43,44,45,46,48,49,51,52)
No travel / Contact	 (C-109)	 ...	(C-139)  ... →  (C-146)		 (C-54,55,56,57,58,60,61,63,64,69,70)
No travel / Contact	 (C-111)	 ...	(C-133,134,142)  ... →  (C-147)		 (C-71,74,75,76,77,80,81,88,90,91,92,93)
No travel/Contact	 (C- 120)	 ...			 (C-98,100,101,102,103,104,105,106,107,108)
England	 (C-327,121,302,303,317)				 (C- 133,134,135,136,137,138,139,140,141,142)
No travel/Contact	 (C-132)	 ...			 (C-151,152,153,154,157,158,159,160,161)
Dubai/Thailand	 (C-143)	 ...			 (C-164,165,167,168,170,171,172,174)
No travel/Contact	 (C-144)	 ...			 (C-178,184,189,191,193,205,207,216,217,218)
India	 (C- 145,204,209,210,212,213,215,220,221,223,224,229,225,227,228,252,255,259,296,299,305,306,3				 (C-226,233,234,235,237,246,253,258)
China	 (C-150,230)			<div style="border: 1px solid black; padding: 2px; display: inline-block;">Household</div>	
Contact with religious event cluster	 (C- 162)	 ... →  (C-151,152,153,154,157) →  (C-165 .... 177)  (C-166,169,173,175,176,177)			
No travel/contact	 (C-155)	 ... →  (C-163,164)  (163) →  (C-177)  ... →  (C-179)  ... →  (C-181)			
No travel/contact	 (C-156)	 ...			
No travel/contact	 (C- 183)	 ...			
Malaysia	 (C-184,189,273,280,351,353)  (C-182,185,186,191,188,190,187,200,201,232,275,282)				
UAE	 (C-301,315,316,337)  (C-193,192,194,195,196,197,198,199,300,301,314,340)				
Italy	 (C-243,202)				
No travel/Contact	 (C- 231)				
Bangladesh	 (C-234,244,247,250,262,309,310,334)  (C-244,245,247,248,250,262,291,292,293,308,325,326,348)				
No travel/contact	 (C-245)	 ...			
No travel/contact	 (C-249)				
No travel/contact	 (C-263)	 ...			
Thailand	 (C-332,333,335,346,349,352)  (C-264,265,266,267,268,269,270,271,272,273,274,276,277,278,279,280,281,283,284,285,286,287,294,304,312,336,338)				
Quata	 (C-288,354,355)  (C-289,290)				
India	 (C-205.....214,216...219,221.... 229,....241,246,253...258,260,261,295,297,298,307,322,323,324,344,345,357,358,359)  (C-203,240,251,254,328,329)				
Lao	 (C-311)	 ...			
Singapore	 (C-313)	 ...			
Philippines	 (C-319,321)  (C-320,342,343)				
USA	 (C-347,350)  (C-331)				
No travel/contact	 (C-339)	 ...			
Sudan	 (C-356)				

### Summary of current situation

Type	New (5.8.2020-6.8.2020)	Total (on 6.8.2020)
Suspected and Person Under Investigation (PUI)	17	133
Hospital Quarantine	3	41
Facility Quarantine	905	19,121

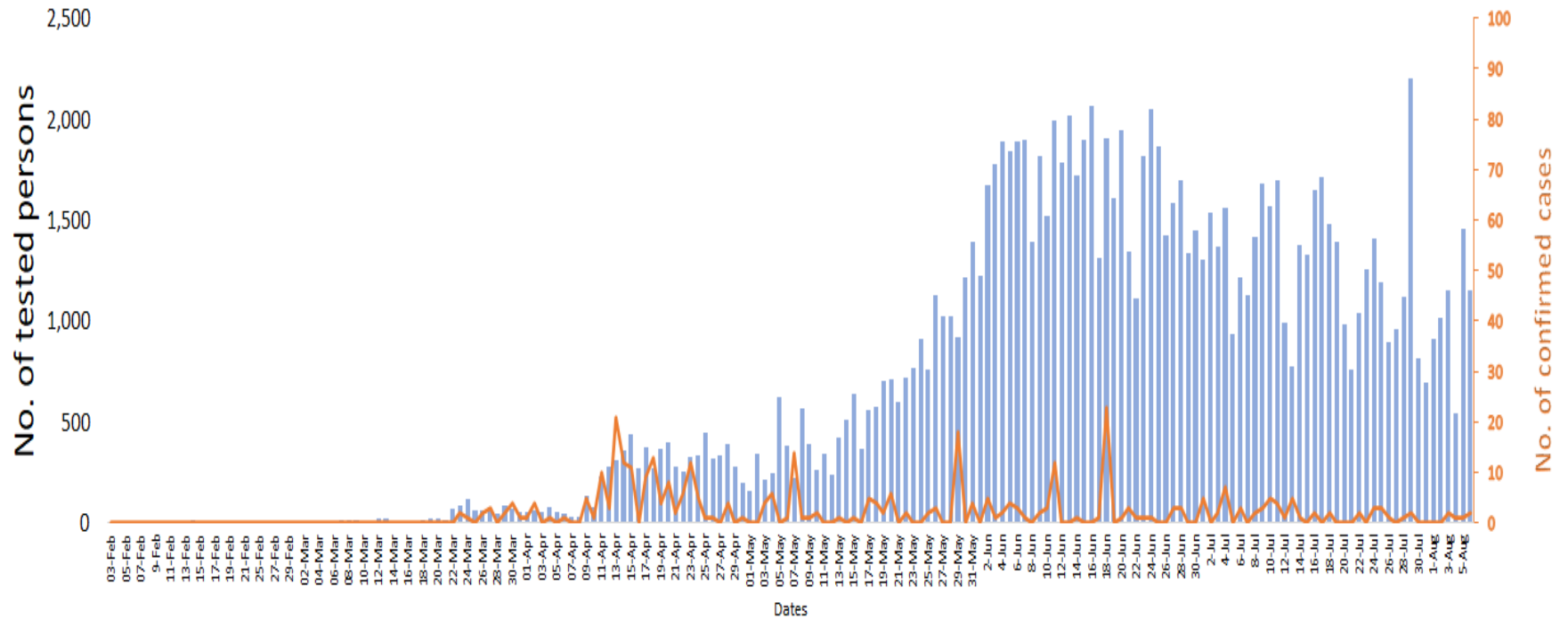
#### Person under Investigation (PUI) by State/Region hospitals (31.1.2020 – 6.8.2020) n= 6,906

No.	State/Region	PUI
1	Yangon	3449
2	Mandalay	1432
3	Kayin	309
4	Mon	285
5	Shan(N)	245
6	Magway	220
7	Bago	181
8	Shan ( E)	127
9	Shan(S)	104
10	Ayeyarwaddy	102
11	Sagaing	90
12	Kayah	81
13	Thanintharyi	75
14	Rakhine	69
15	Naypyitaw	64
16	Kachin	43
17	Chin	30
<b>Total</b>		6,906

#### No. of Facility Quarantine sites and Quarantined people on 6.8.2020

No.	State/Region	No. of facilities	Total no. of quarantine
1	Yangon	58	3756
2	Mon	271	2595
3	Kayin	364	2433
4	Bago	211	2361
5	Tanintharyi	189	1580
6	Magway	418	1538
7	Sagaing	169	902
8	Mandalay	58	856
9	Rakhine	244	707
10	Shan South	79	590
11	Ayeyarwaddy	149	575
12	Kachin	431	520
13	Naypyitaw	1	264
14	Kayah	18	146
15	Shan North	271	144
16	Shan East	7	100
17	Chin	18	54
<b>Total</b>		2,956	19,121

## COVID-19 confirmed cases among tested by date (as of 6.8.2020)



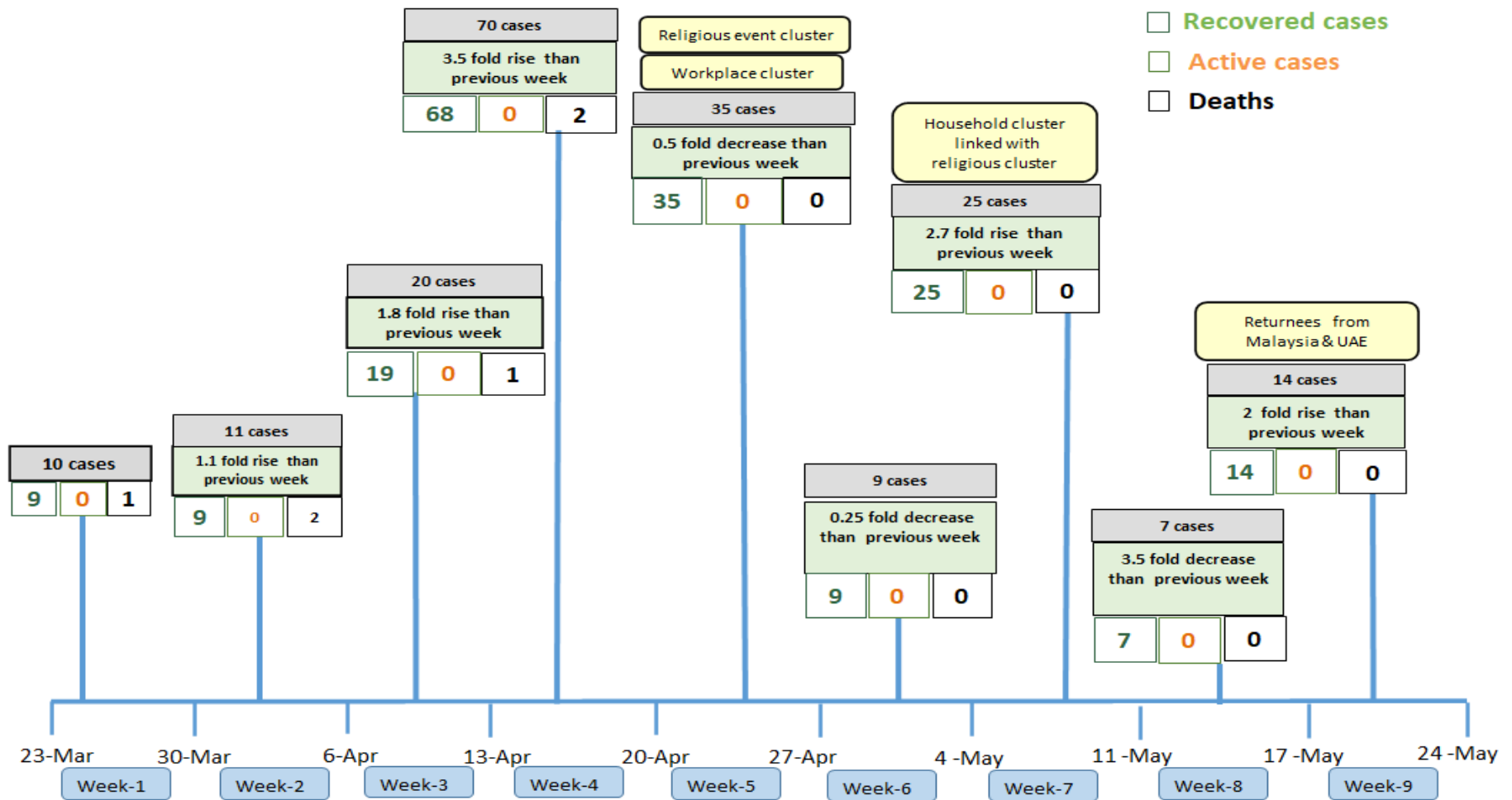
Total tested persons - 123,441

Total confirmed cases - 359

■ Tested person    — Confirmed case

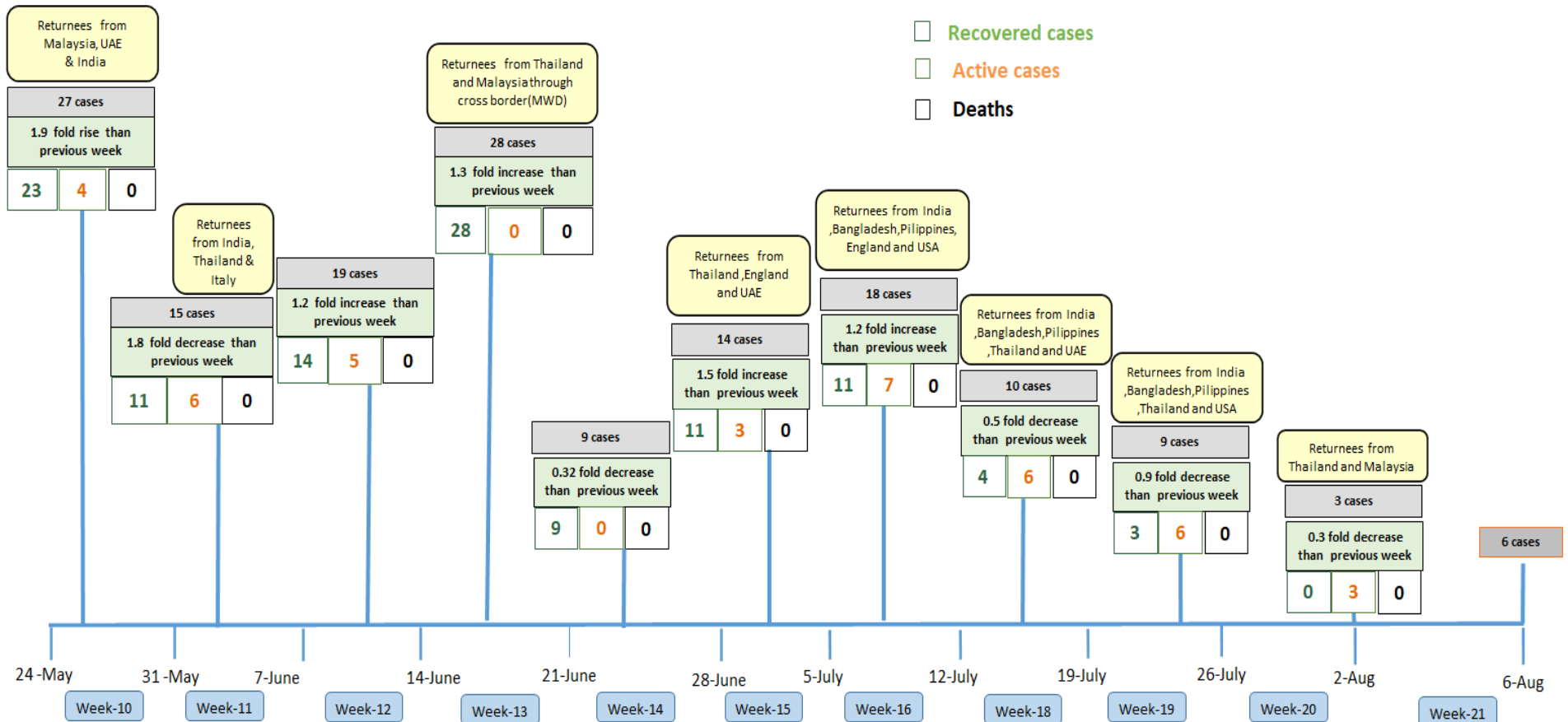


## Summary of new confirmed cases detection after first two cases (as of 6.8.2020)



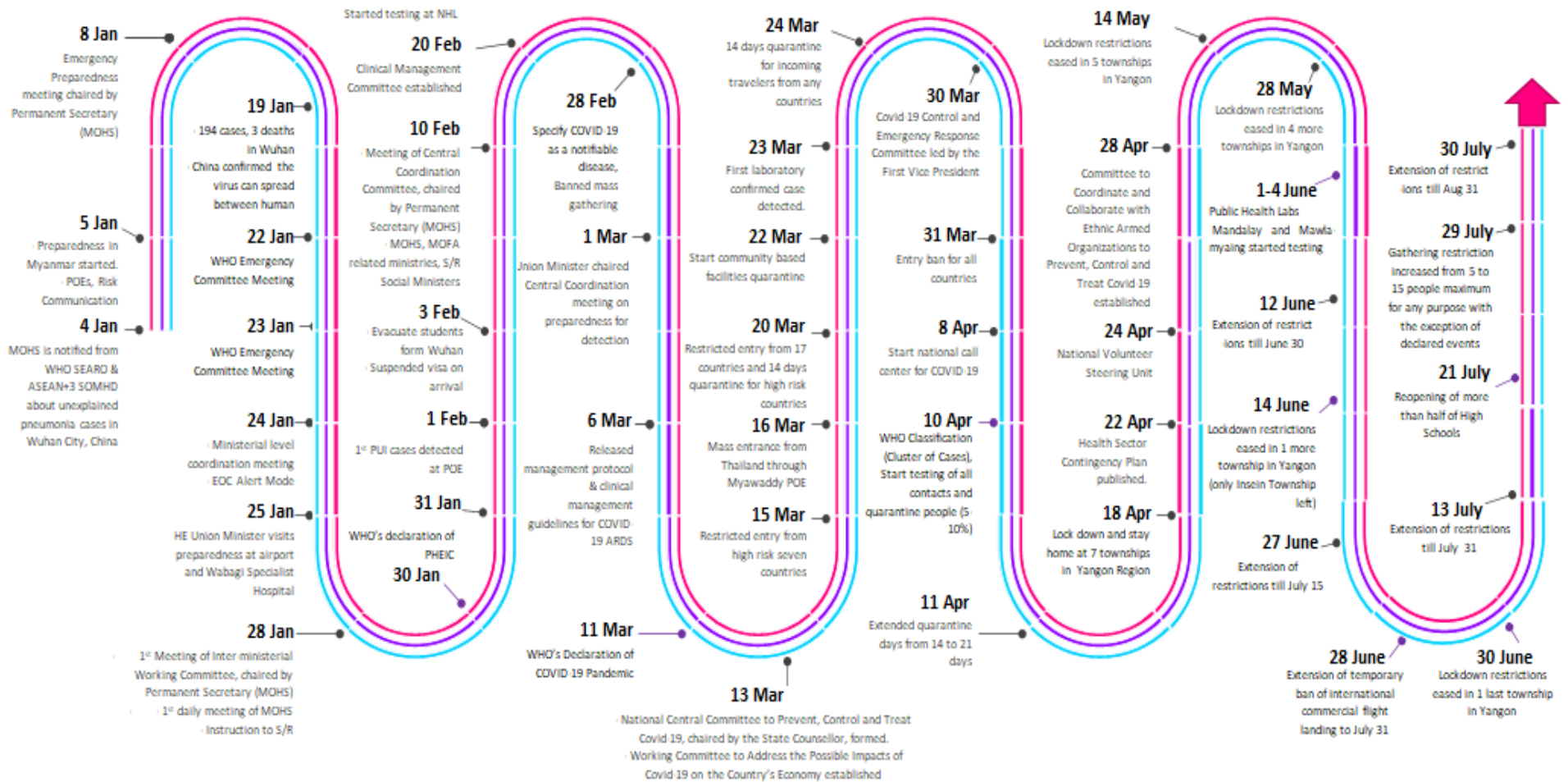
- Confirmed cases were detected as a peak in the 4th week after first confirmed cases due to the religious event cluster.
- Confirmed cases were decreased but still raised than the first 3 weeks due to the religious event cluster and workplace cluster.
- There were an increased in numbers of cases in the 7th week after the first two cases due to the household cluster linked with a religious cluster.
- Confirmed cases were detected by a nearly two-fold rise in the 9th and 10th weeks after the first two cases because of returnees coming back by relief flights.

# Summary of new confirmed cases detection after first two cases (as of 6.8.2020)



- Confirmed cases were detected as a peak in the 4th week after first confirmed cases due to the religious event cluster.
- Confirmed cases were decreased but still raised than the first 3 weeks due to the religious event cluster and workplace cluster.
- There were an increased in numbers of cases in the 7th week after the first two cases due to the household cluster linked with a religious cluster.
- Confirmed cases were detected by a nearly two-fold rise in the 9th and 10th weeks after the first two cases because of returnees coming back by relief flights.

# Timeline of Preparedness and Response to COVID-19 in Myanmar (as of 6.8.2020)



Hotline Number — 0673 420 268

Data source - CEU, DMS, NHL, PHL (MDY and MLM), DMR, DSGH, State and Region Health Departments