



# Ministry of Health and Sports (Myanmar)

## Department of Public Health

### Central Epidemiology Unit

( 20 May 2020)

Situation Report - 43

### Coronavirus Disease 2019 (COVID-19)

Data as reported by States and Regions by 11:30 PM MST 19 May 2020

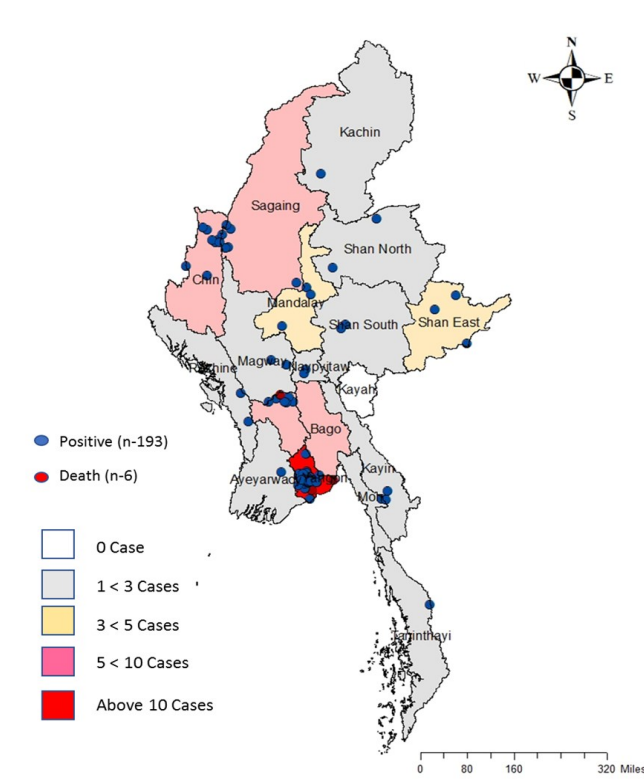
### Global Situation

(according to WHO situation report - 120, data as of 14:30 MST 18 May 2020)

Confirmed cases	Deaths
4,731,458	316,169

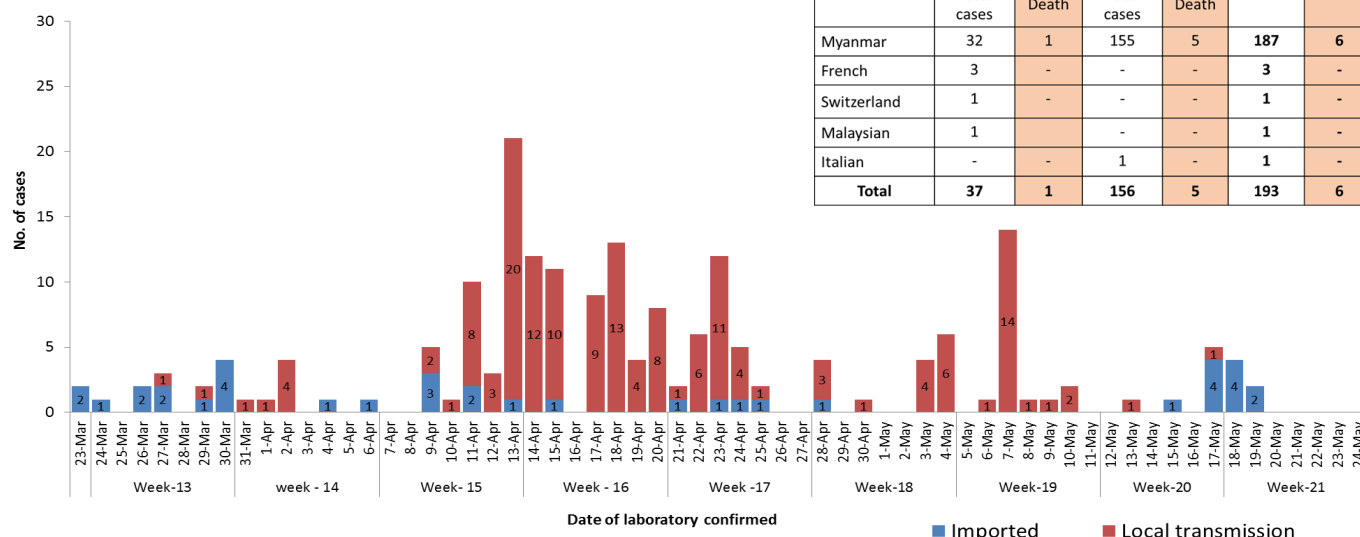
### Myanmar

Map showing COVID-19 laboratory confirmed cases

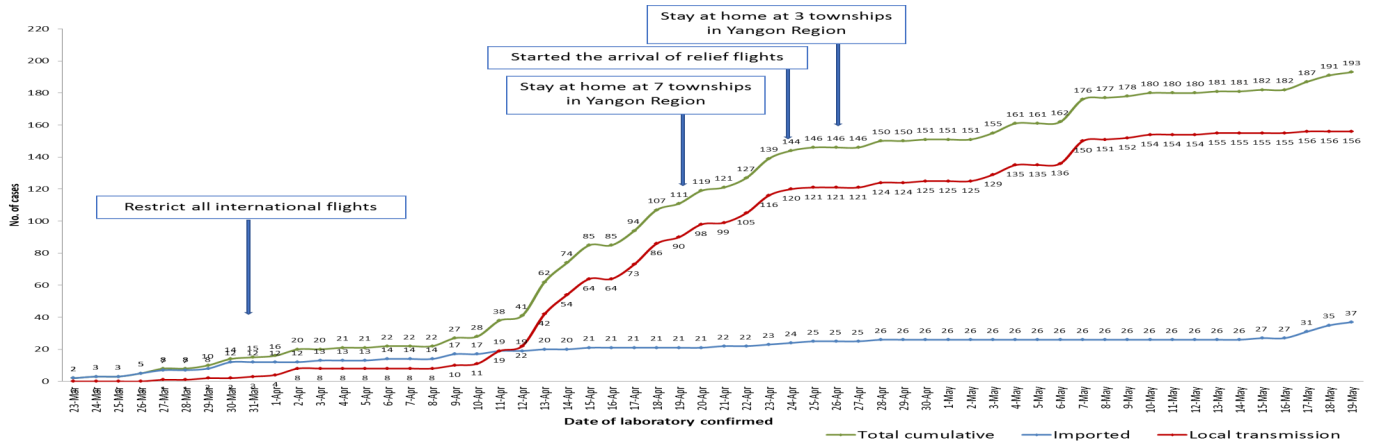


Total Tested (as of 19.5.2020, 11:30 PM)		15,838		
Negative	Confirmed cases	Recovered	Active	Death
15,645	193	108 55.9% of confirmed cases	79 40.9% of confirmed cases	6 3% of confirmed cases
No.	State/Region	COVID-19 Confirmed case	Recovered	Deaths
1.	Yangon	150 ( 2 new)	75 ( 4 new)	5
2.	Bago	7	4	1
3.	Sagaing	7	6	-
4.	Chin	7	2	-
5.	Shan(East)	3	2	-
6.	Mandalay	3	3	-
7.	Shan(South)	2	2	-
8.	Shan(North)	2	1	-
9.	Naypyitaw	2	1	-
10.	Kayin	2	-	-
11.	Magway	2	1	-
12.	Rakhine	2	-	-
13.	Mon	1	1	-
14.	Kachin	1	1	-
15.	Thanintharyi	1	-	-
16.	Ayeyarwaddy	1	-	-
17.	Kayah	-	-	-
Total		193 ( 2 new)	108 ( 4 new)	6

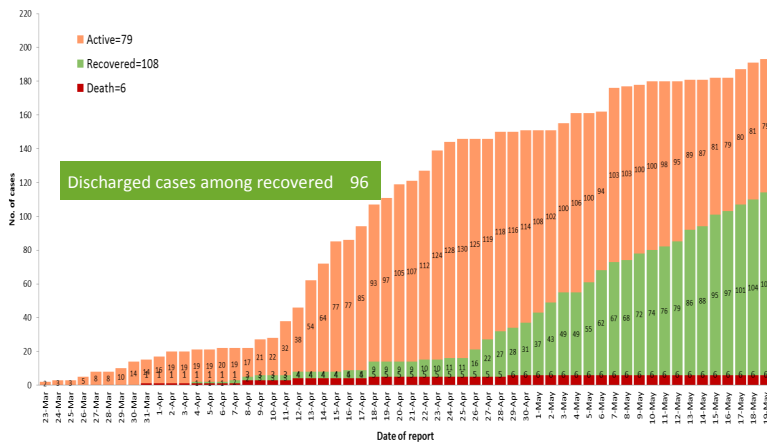
COVID-19 confirmed cases by date of laboratory confirmation (as of 19-5-2020, 11:30 PM) n=193



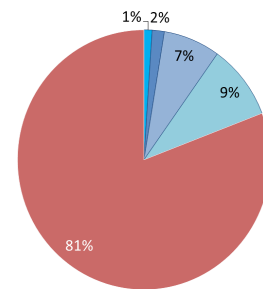
## Total laboratory confirmed cases by date (as of 19.5.2020, 10:00 PM), n= 193



## Cumulative Number of active confirmed cases, recovered and death (23.3.2020-19.5.2020), n=193



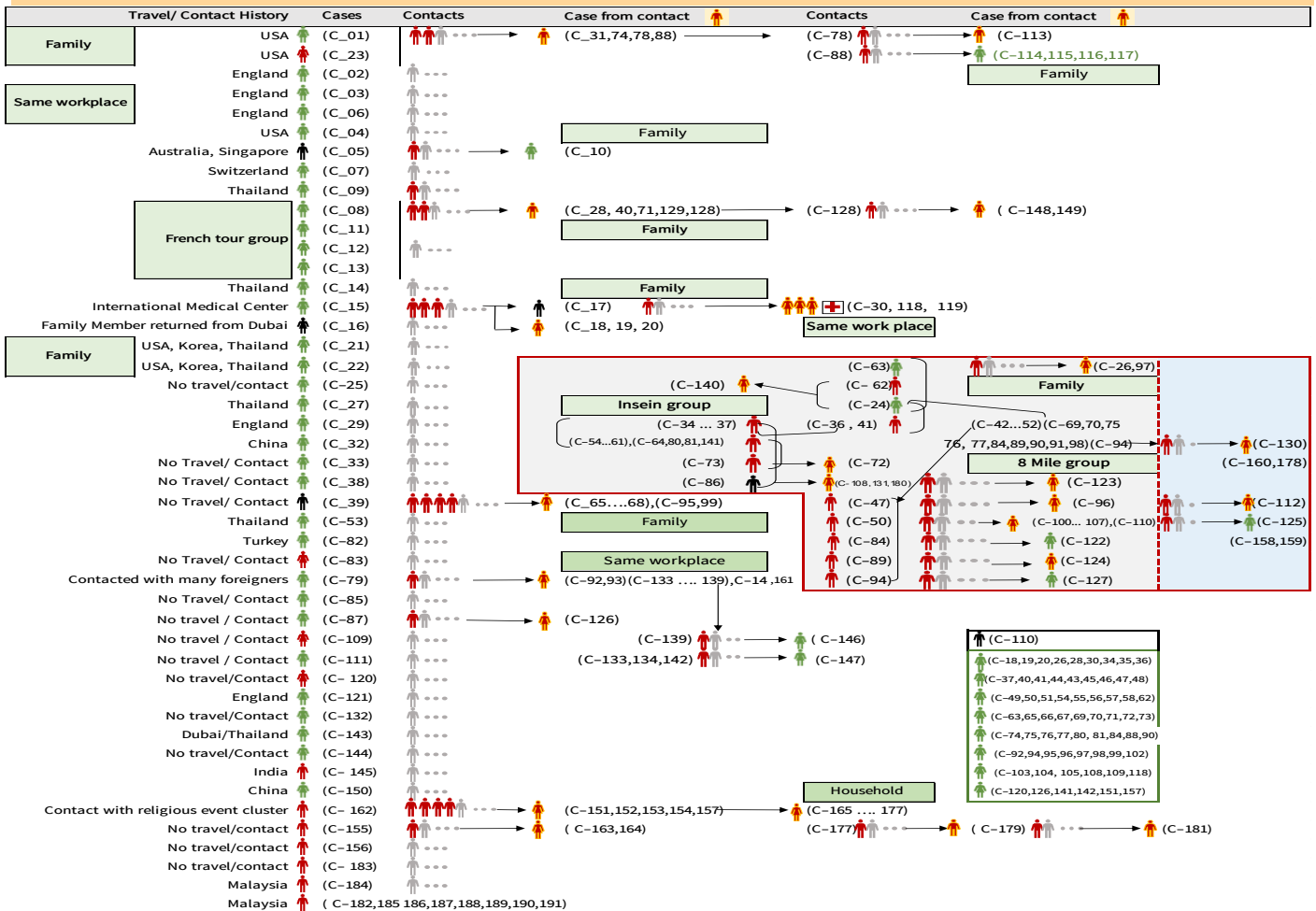
## Different types of transmission of confirmed cases (as of 19.5.2020), n= 193



Imported cases = 37 ( 19%)

- Other citizens working in Myanmar=2
- Tourists = 3
- Travellers = 14
- Returnees=18
- Local transmission=156

## Summary of COVID-19 confirmed cases (as of 19-5-2020), n= 3,826



## Summary of situation (18.5.2020– 19.5.2020)

Type	New	Total (as of 19.5.2020)
Suspected and Person Under Investigation (PUI)	67	4,459
Hospital Quarantine	14	79
Facility Quarantine	2,552	61,883

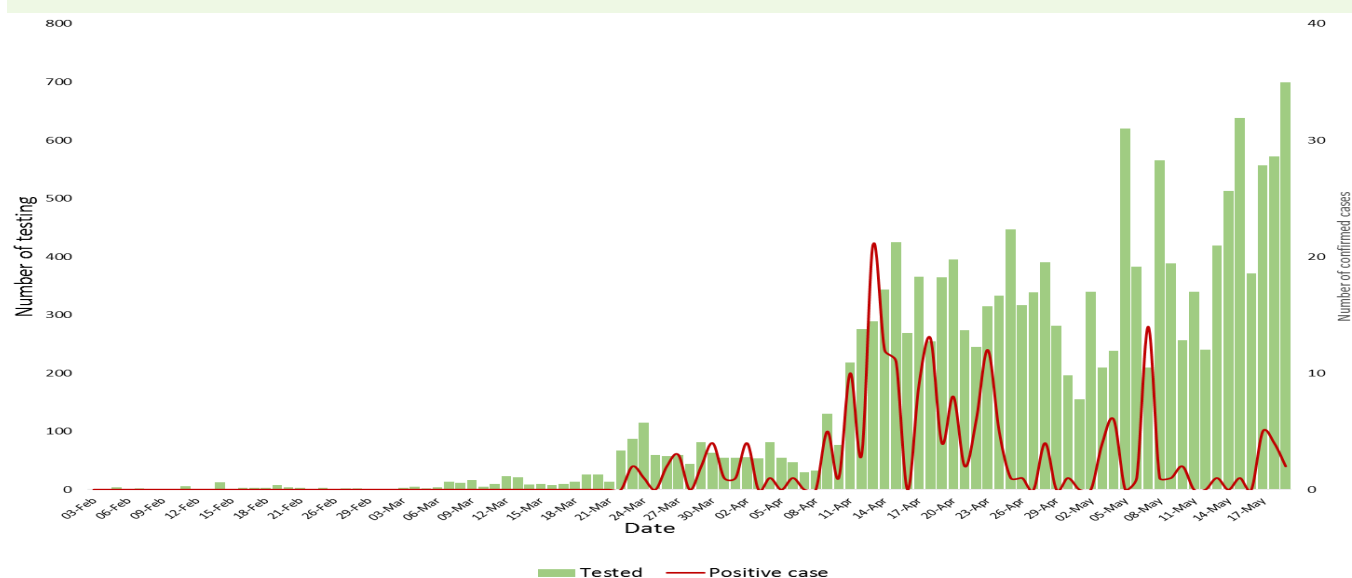
Person under Investigation (PUI) by State/Region hospitals (31.1.2020 – 19.5.2020) n= 4,359

No.	State/Region	PUI
1.	Yangon	2306
2.	Mandalay	766
3.	Shan (N)	175
4.	Bago	167
5.	Mon	154
6.	Magway	147
7.	Kayin	143
8.	Shan (E)	92
9.	Ayeyarwaddy	92
10.	Shan (S)	80
11.	Sagaing	73
12.	Kayah	63
13.	Naypyitaw	59
14.	Rakhine	50
15.	Tanintharyi	48
16.	Kachin	26
17.	Chin	18
Total		4,459

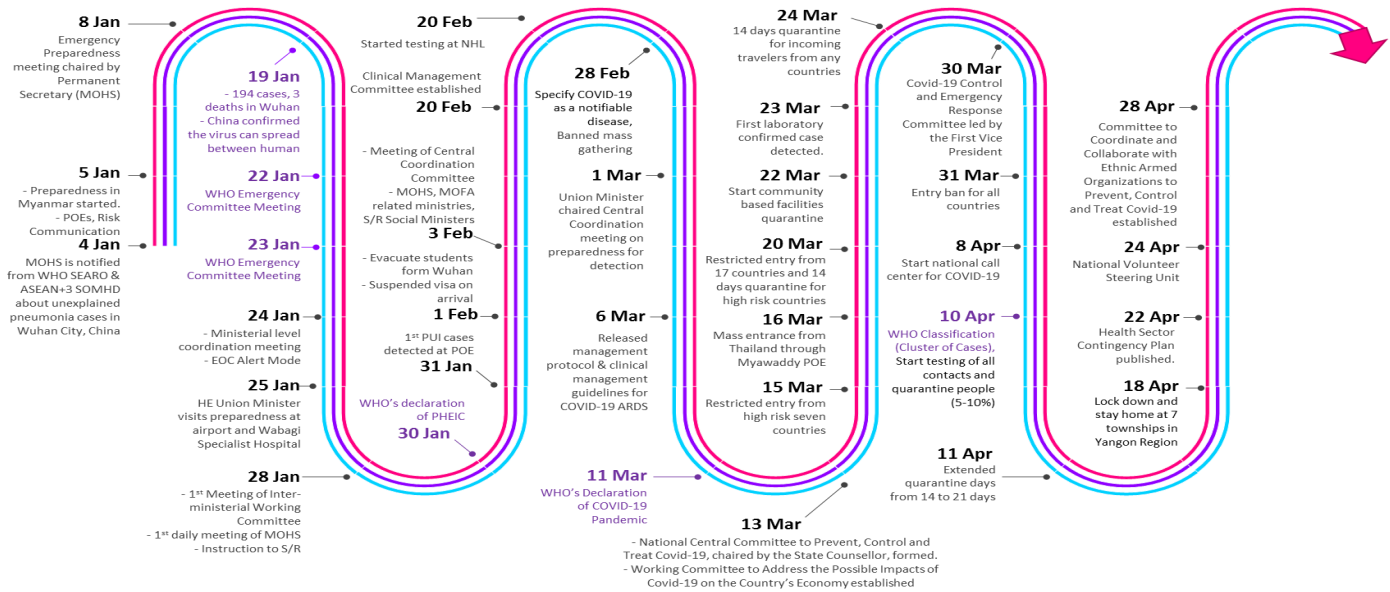
## Summary of Facility Quarantine List (as of 19.5.2020)

No.	State/Region	No. of facilities	Total no. of quarantine people
1.	Magway	2,845	12,432
2.	Sagaing	2,105	9,980
3.	Mandalay	1,212	7,542
4.	Ayeyarwaddy	1,609	7,091
5.	Kachin	595	6,500
6.	Rakhine	680	4,096
7.	Bago	502	3,321
8.	Shan (N)	342	2,716
9.	Yangon	50	2,404
10.	Naypyitaw	19	1,232
11.	Tanintharyi	189	1,171
12.	Shan(S)	113	1,144
13.	Kayin	142	635
14.	Shan (E)	41	610
15.	Chin	38	446
16.	Mon	35	361
17.	Kayah	18	202
Total		10,535	61,883

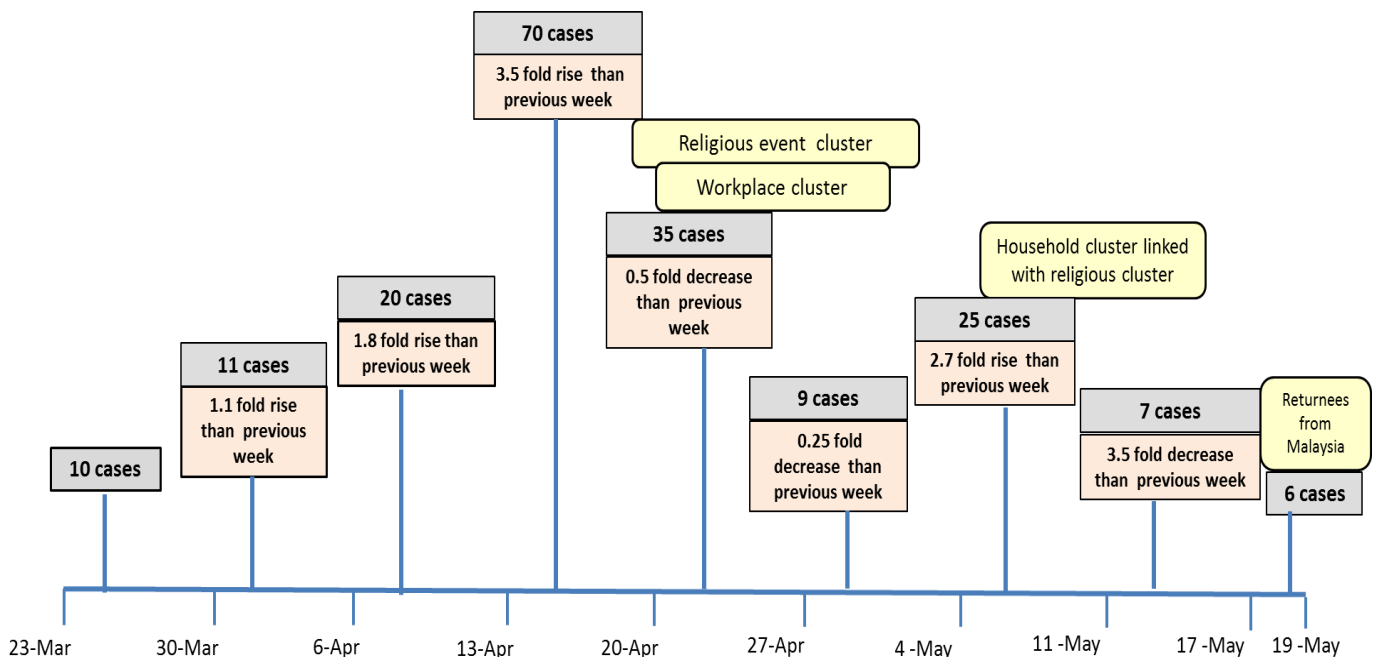
COVID-19 laboratory confirmed cases among tested by date (as of 19.5.2020) n (tested) = 15838, n (confirmed)= 193



# Timeline of Preparedness and Response to COVID-19 in Myanmar



## Summary of new confirmed cases detection after first two cases (as of 19.5.2020)



- Confirmed cases were detected as peak in the 4th week after first confirmed cases due to religious event cluster.
- Confirmed cases were decreased but still raised than the first 3 weeks due to religious event cluster and workplace cluster.
- There were an increased in numbers of cases in week 7th after the first two cases due to household cluster linked with religious cluster.
- Confirmed cases were detected again in week 8 after the first two cases because of returnees.

Hotline Number— 0673420268

Data source - CEU, DMS, NHL, DMR, States and Regions Health Department