



Ministry of Health and Sports (Myanmar)

Department of Public Health

Central Epidemiology Unit

(13 December 2020)

Situation Report -250

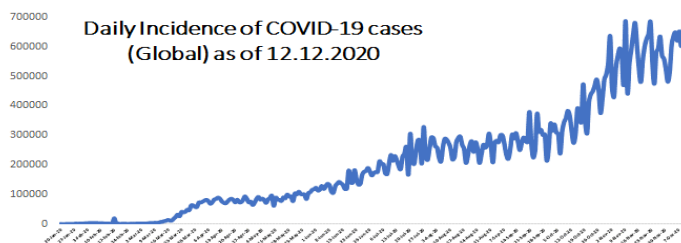
Coronavirus Disease 2019 (COVID-19)

WHO Coronavirus Disease (COVID-19) Dashboard data as of 3:34 PM CEST 12 December 2020

**Confirmed
cases
69,792,416**

**Deaths
1,587,867**

**Case Fatality Rate
2.3%**



Myanmar Situation

Data as reported by States and Regions by 12 December 2020

Total Tested-1,419,187

107,215

Confirmed Cases

1,311,972

Negative

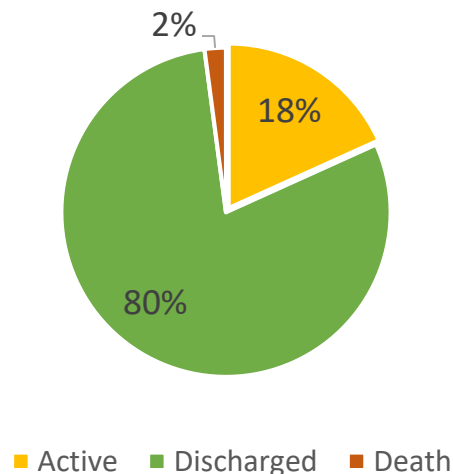
85,406

Discharged

2,245

Death

Current Situation of Confirmed cases (23.3.2020-12.12.2020), n=107,215



COVID-19 confirmed cases by two phases (23.3.2020 – 12-12-2020), n=107,215

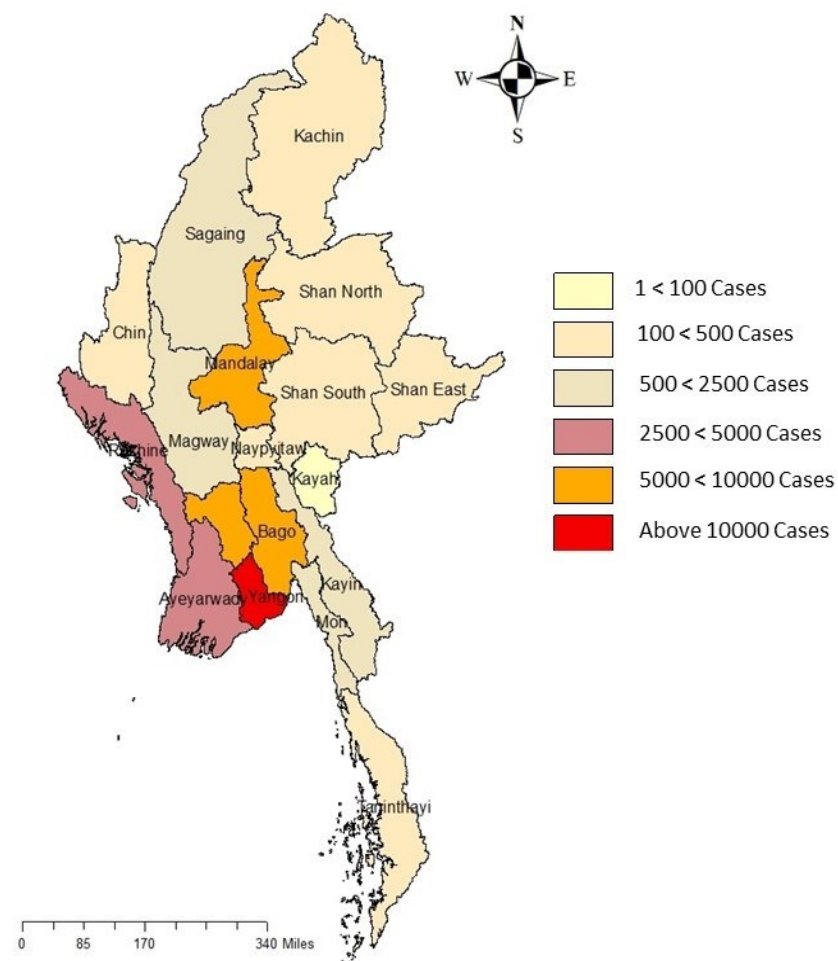
Date	Local transmission		Imported		Total cases	Total Death
	No. of cases	Death	No. of case	Death		
(23.3.2020-15.8.2020)	161	5	213	1	374	6
(16.8.2020-12.12.2020)	106556	2239	285	-	106841	2239
Total	106717	2244	498	1	107215	2245

COVID-19 confirmed cases and death by State/Region (23.3.2020 – 12-12-2020), n=107,215

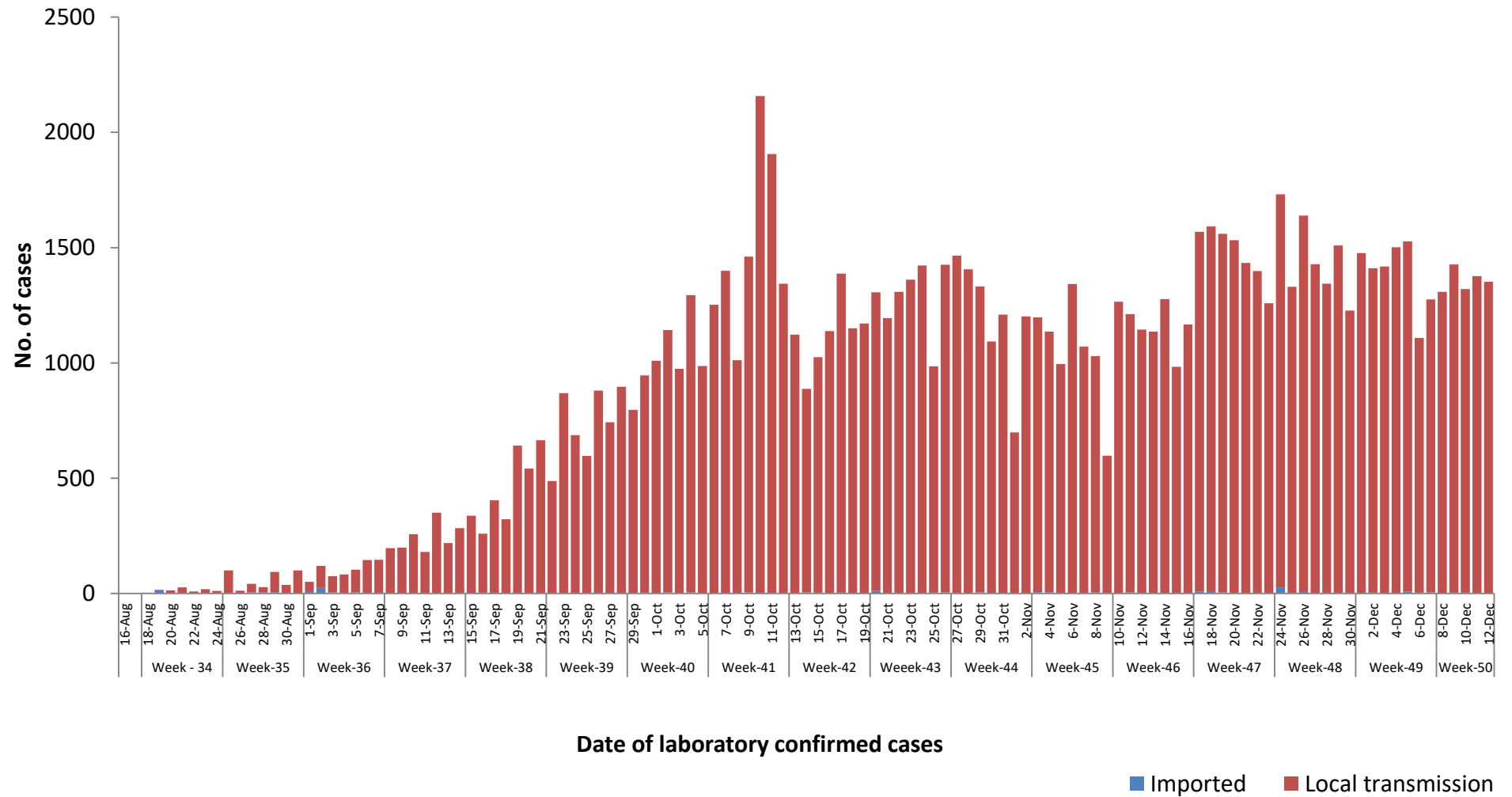
No	State/Region	COVID –19 Confirmed case	New confirmed cases within 24 hours	Deaths
1	Yangon	75,699	603	2,074
2	Mandalay	9,289	352	74
3	Bago	6,351	68	11
4	Rakhine	4,006	58	27
5	Ayeyarwaddy	3,683	24	21
6	Magway	2,002	101	1
7	Mon	1,846	43	14
8	Sagaing	1,274	15	4
9	Kayin	858	33	12
10	Naypyitaw	525	14	3
11	Thanintharyi	499	4	-
12	Kachin	377	11	-
13	Shan (South)	358	2	1
14	Chin	160	10	1
15	Shan (North)	132	11	2
16	Shan (East)	126	2	-
17	Kayah	30	1	-
Total		107,215	1,352	2,245

*No. of new cases by State and Region are counted according to epidemiology situation

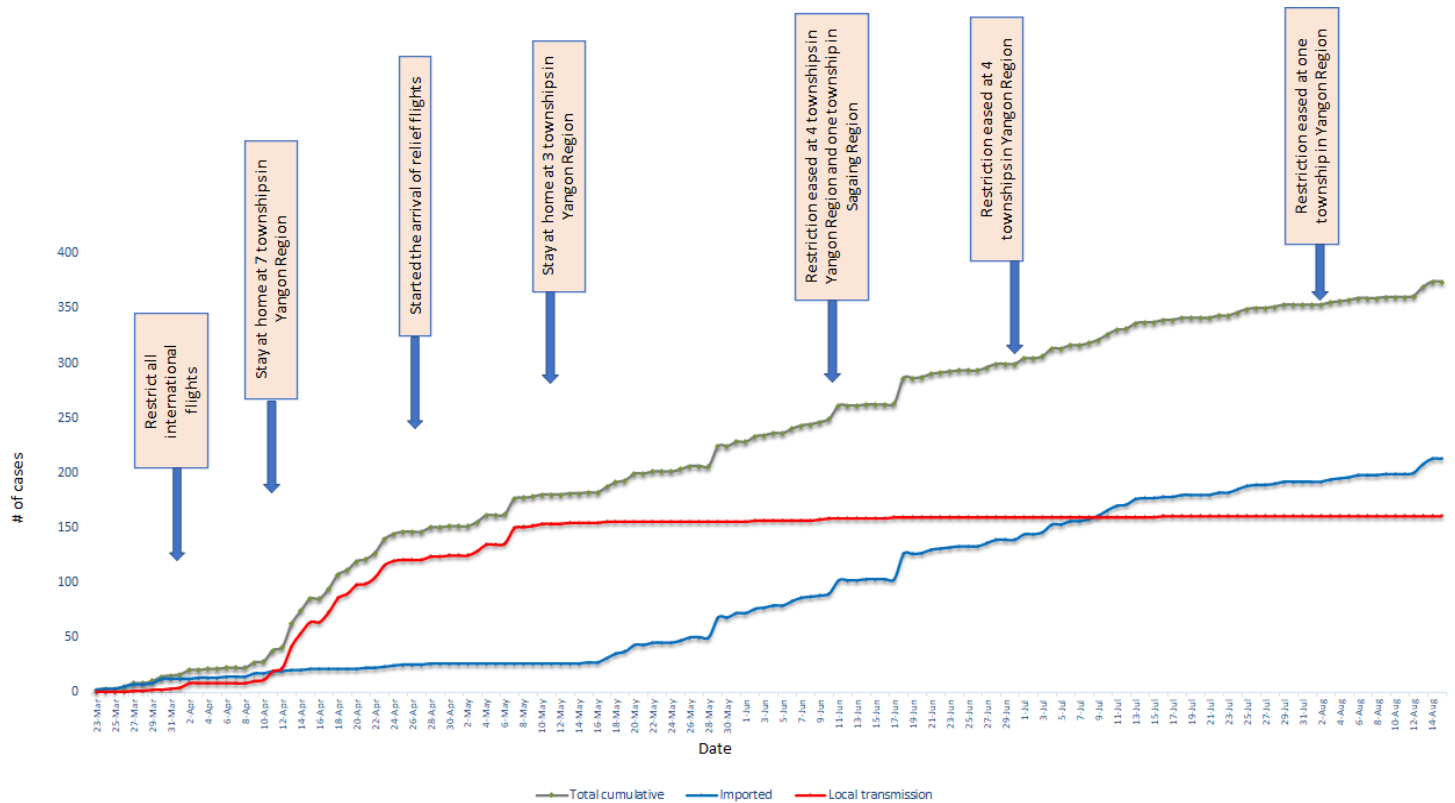
Map showing COVID-19 laboratory confirmed cases



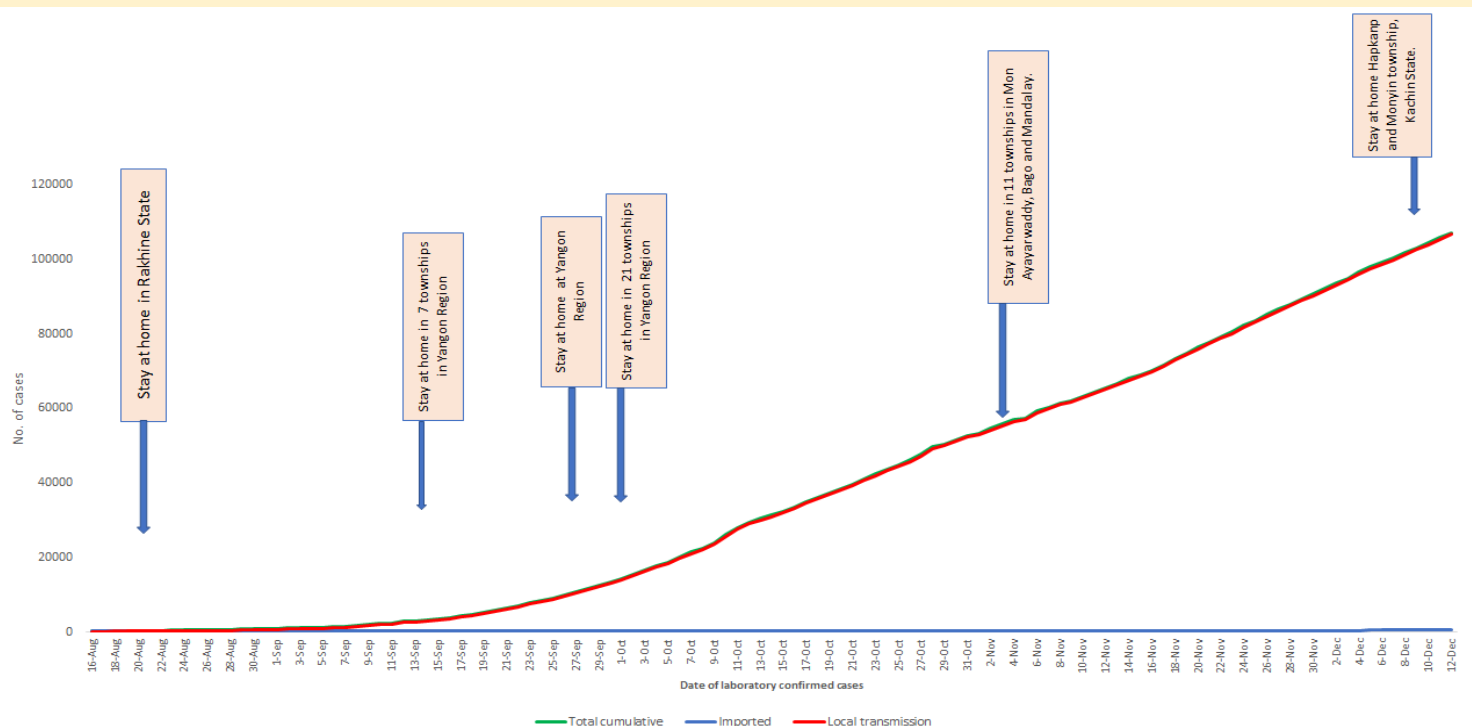
COVID-19 confirmed cases by types of transmissions (as of 12.12.2020) n=107,215



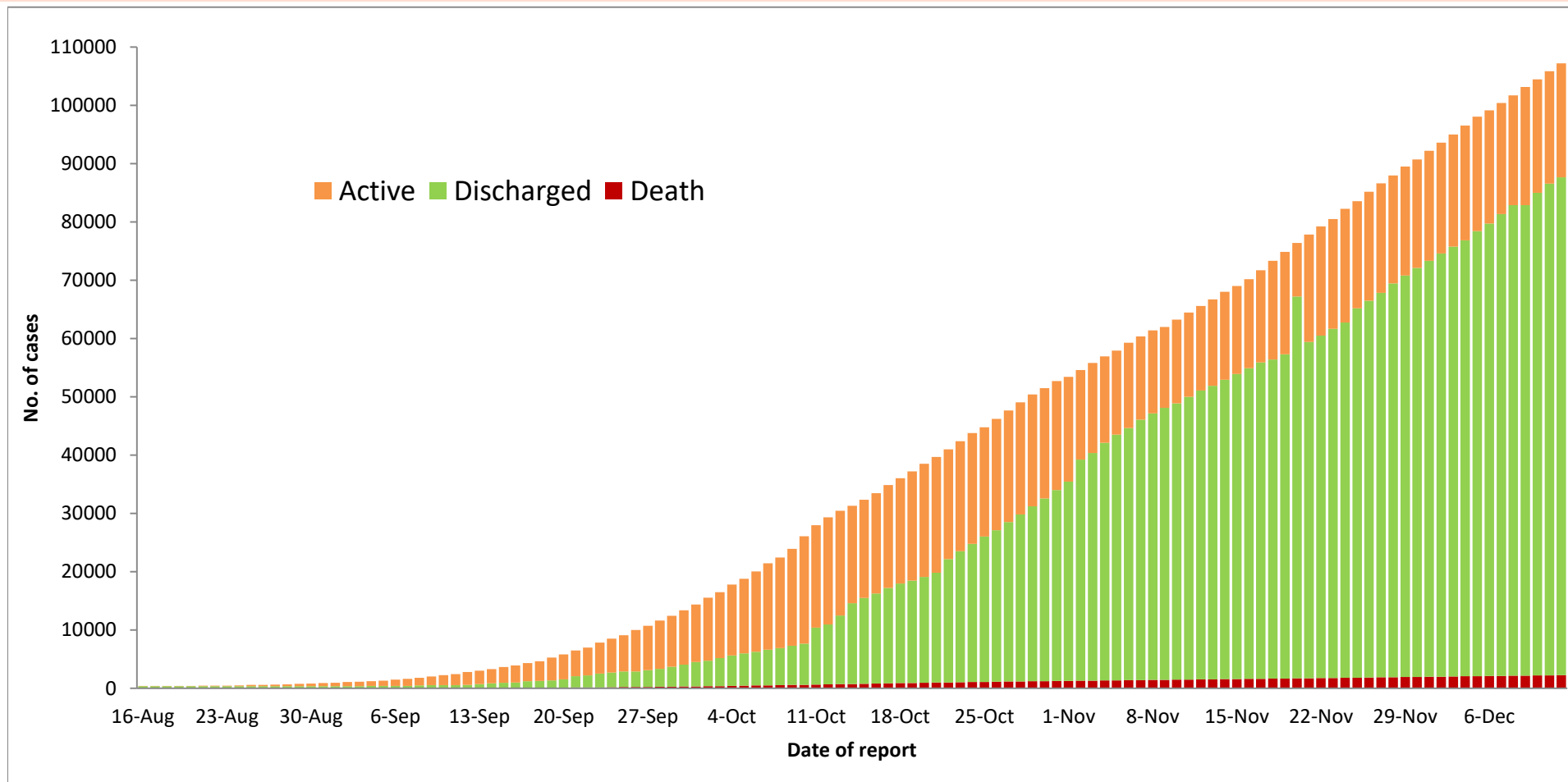
Total cumulative number of cases, imported and local transmission cases by date (23.3.2020- 15.8.2020), n= 374



Total cumulative number of cases, imported and local transmission cases by date (16.8.2020- 12.12.2020)



Cumulative Number of active confirmed cases, discharged and deaths (23.3.2020 – 12.12.2020), n (cumulative)=107,215



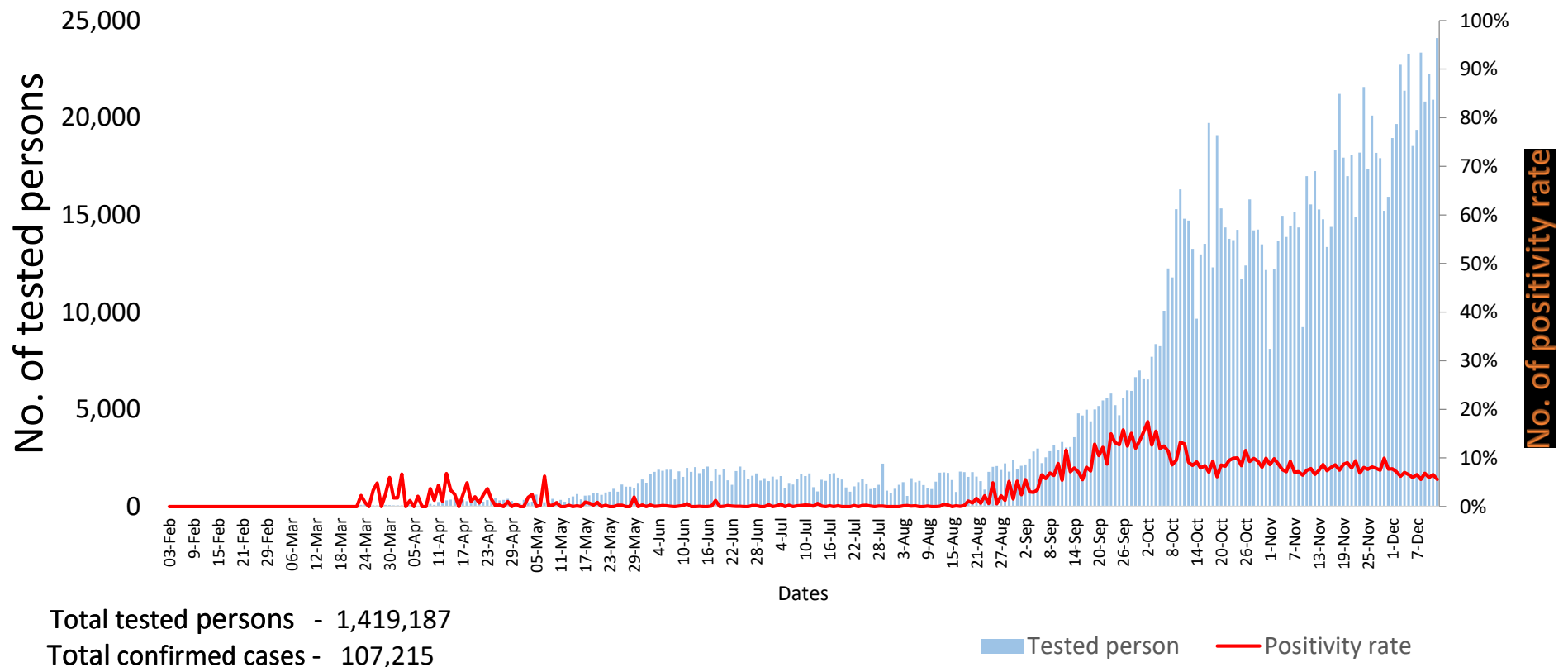
* Discharged criteria for COVID-19 patients was changed on 10.10.2020

Summary of current situation		
Type	New (11.12.2020-12.12.2020)	Total (on 12.12.2020)
Suspected and Person Under Investigation (PUI)	471	1,528
Hospital Quarantine	35	273
Facility Quarantine	5,917	63,880

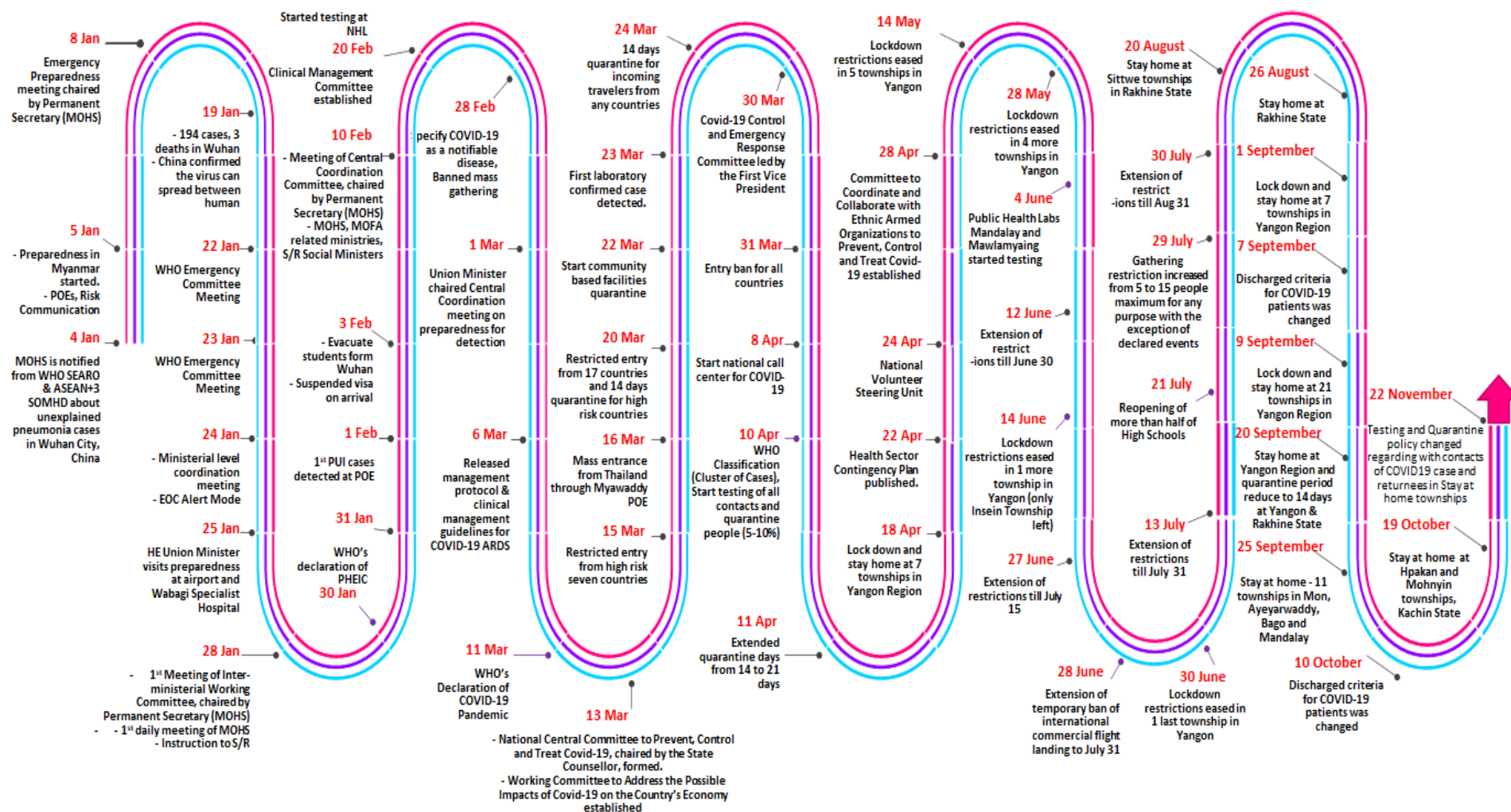
Person under Investigation (PUI) by State/Region hospitals (31.1.2020 – 12.12.2020) n= 53,455			No. of Facility Quarantine sites and Quarantined people on 12.12.2020			
No.	State/Region	PUI	No.	State/Region	No. of facilities	Total no. of quarantine
1	Yangon	36991	1	Ayeyarwaddy	1,392	12458
2	Mandalay	7187	2	Bago	1069	7642
3	Mon	1348	3	Yangon	207	7554
4	Ayeyarwaddy	1294	4	Mandalay	347	6737
5	Bago	1218	5	Sagaing	948	6438
6	Kayin	1216	6	Kayin	455	3521
7	Magway	922	7	Magway	585	3236
8	Rakhine	773	8	Shan South	118	2698
9	Thanintharyi	598	9	Kachin	232	2256
10	Shan (N)	552	10	Rakhine	350	2189
11	Naypyitaw	295	11	Naypyitaw	9	1878
12	Sagaing	284	12	Mon	36	1603
13	Shan (E)	209	13	Tanintharyi	153	1603
14	Shan (S)	204	14	Shan North	456	1567
15	Kachin	163	15	Shan East	20	1185
16	Chin	101	16	Kayah	27	718
17	Kayah	100	17	Chin	32	597
Total		53,455	Total		6,436	63,880

*Facility quarantine rule changed from 21 days to 14 days on 11-9-2020 while 7 days home quarantine rule remain unchanged.

COVID-19 positivity rate by date (as of 12.12.2020)



Timeline of Preparedness and Response to COVID-19 in Myanmar (as of 12.12.2020)



Hotline Number— 0673 420 268

Data source - CEU, DMS, NHL, PHL (MDY and MLM), DMR, DSGH, State and Region Health Departments