



Ministry of Health and Sports (Myanmar)

Department of Public Health

Central Epidemiology Unit

(23 December 2020)

Situation Report -260

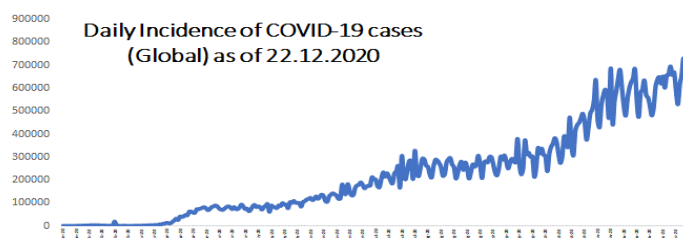
Coronavirus Disease 2019 (COVID-19)

WHO Coronavirus Disease (COVID-19) Dashboard data as of 4:13 PM CEST 22 December 2020

Confirmed cases
76,250,431

Deaths
1,699,230

Case Fatality Rate
2.2%



Myanmar Situation

Data as reported by States and Regions by 22 December 2020

Total Tested-1,639,157

117,946

Confirmed Cases

1,521,211

Negative

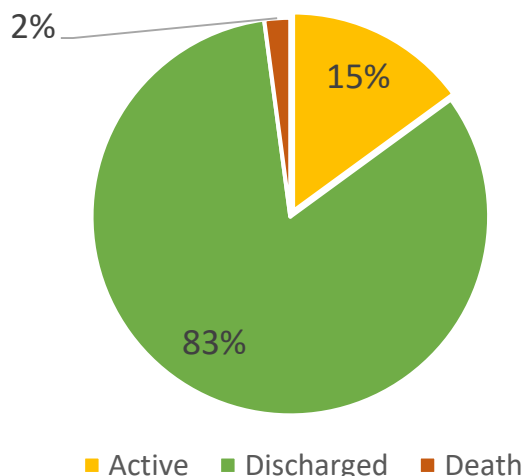
97,819

Discharged

2,484

Death

Current Situation of Confirmed cases (23.3.2020-22.12.2020), n=117,946



COVID-19 confirmed cases by two phases (23.3.2020 – 22-12-2020), n=117,946

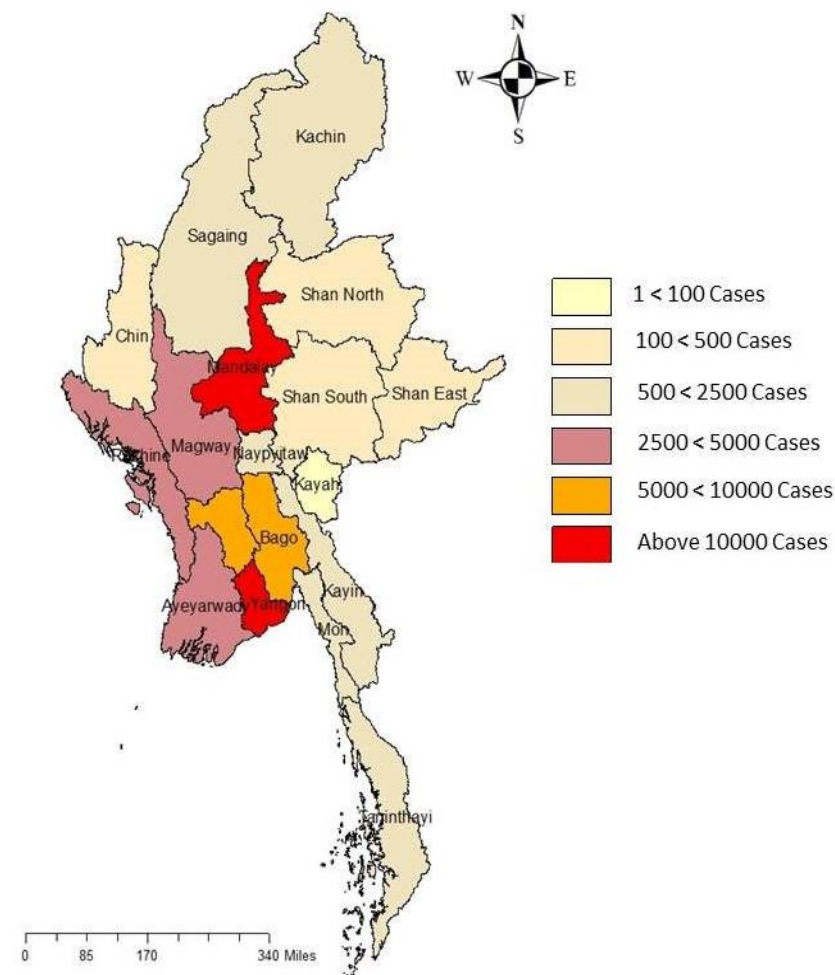
Date	Local transmission		Imported		Total cases	Total Death
	No. of cases	Death	No. of case	Death		
(23.3.2020-15.8.2020)	161	5	213	1	374	6
(16.8.2020-22.12.2020)	117231	2478	341	-	117572	2478
Total	117392	2483	554	1	117946	2484

COVID-19 confirmed cases and death by State/Region (23.3.2020 – 22-12-2020), n=117,946

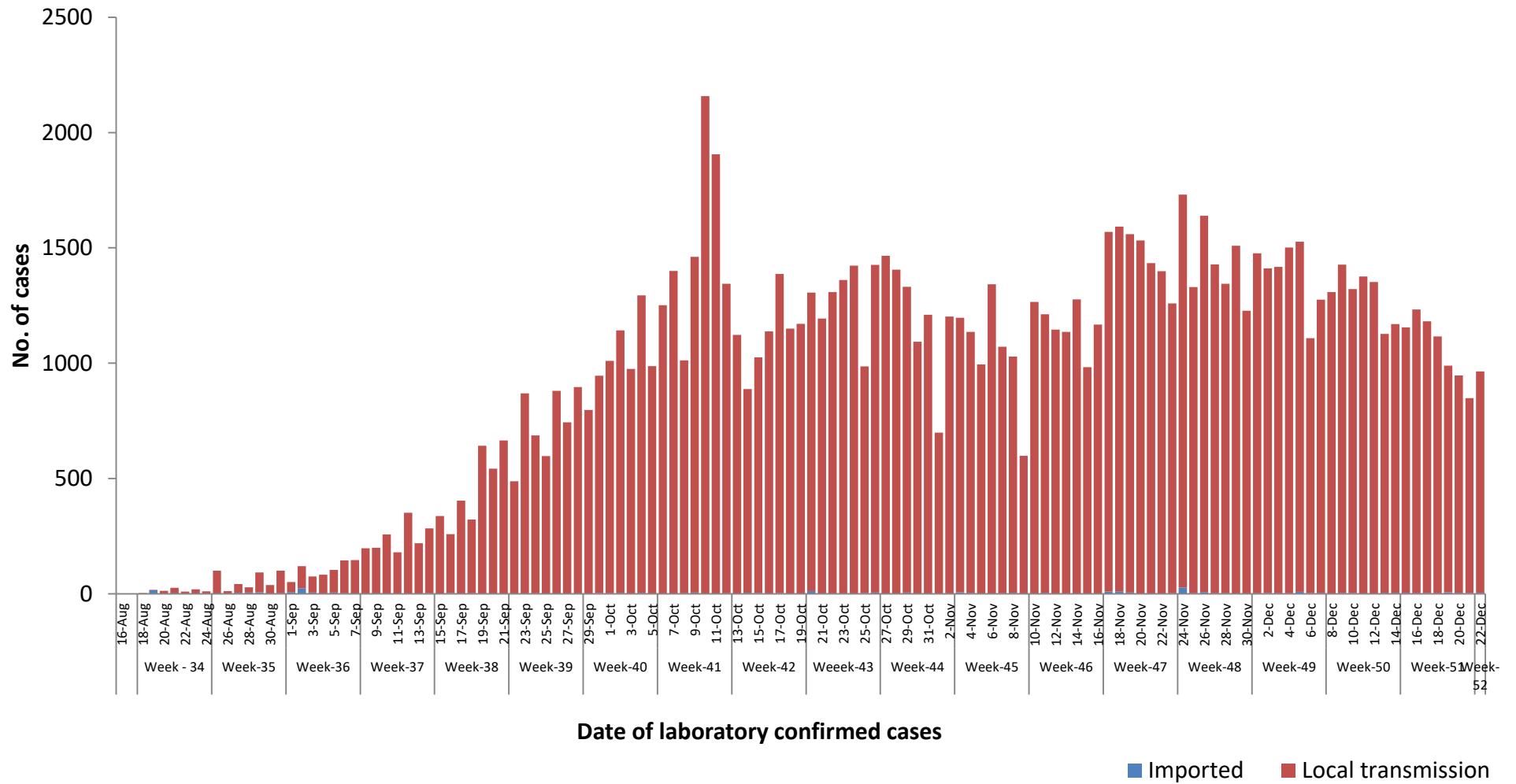
No	State/Region	COVID –19 Confirmed case	New confirmed cases within 24 hours	Deaths
1	Yangon	80,496	427	2,233
2	Mandalay	12,109	226	134
3	Bago	7,155	80	14
4	Ayeyarwaddy	4,261	36	27
5	Rakhine	4,090	4	28
6	Magway	2,518	84	3
7	Mon	2,132	28	17
8	Sagaing	1,602	27	6
9	Kayin	975	10	14
10	Naypyitaw	653	17	3
11	Thanintharyi	528	4	-
12	Kachin	501	7	-
13	Shan (South)	383	1	1
14	Chin	190	9	1
15	Shan (North)	179	3	2
16	Shan (East)	139	1	-
17	Kayah	35	-	1
Total		117,946	964	2,484

*No. of new cases by State and Region are counted according to epidemiology situation

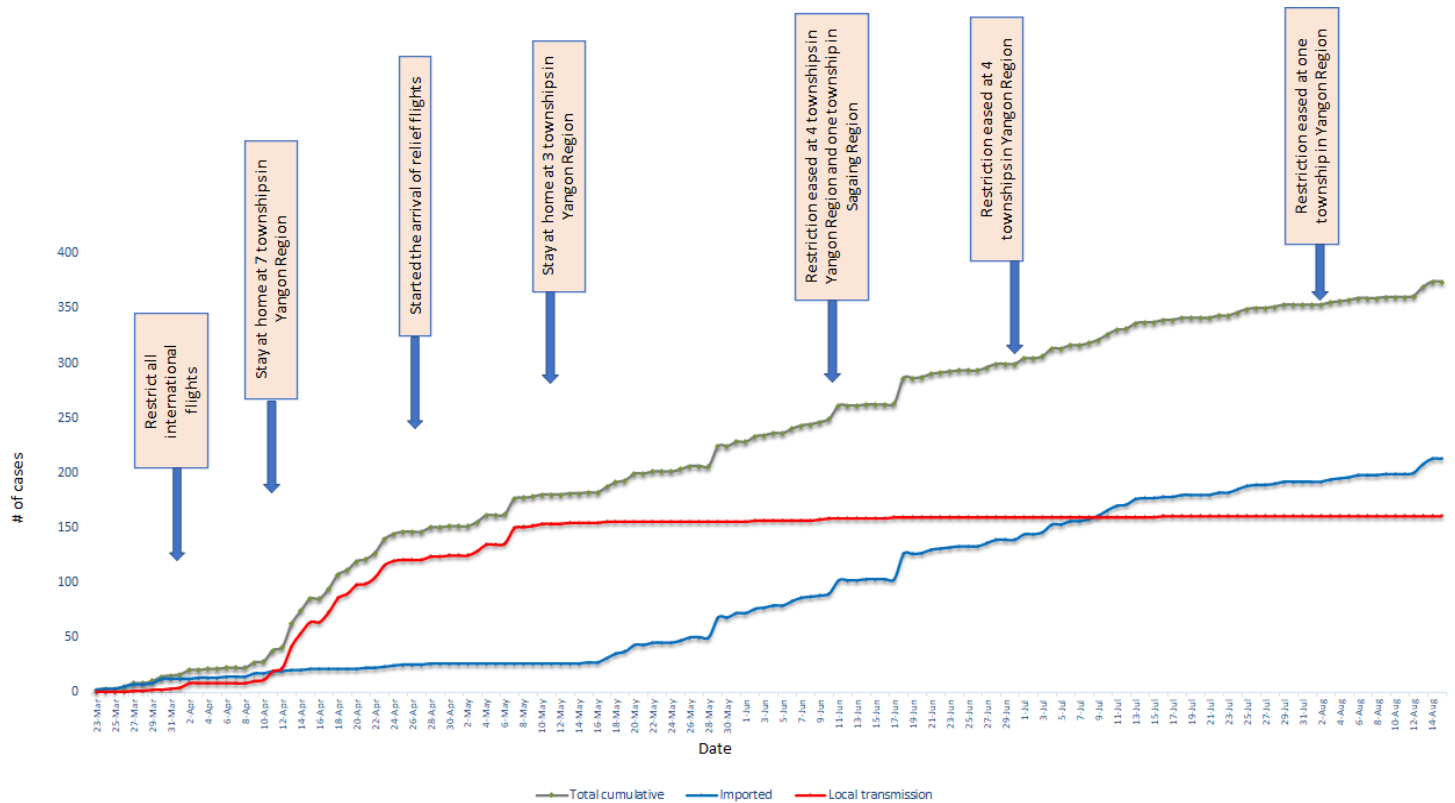
Map showing COVID-19 laboratory confirmed cases



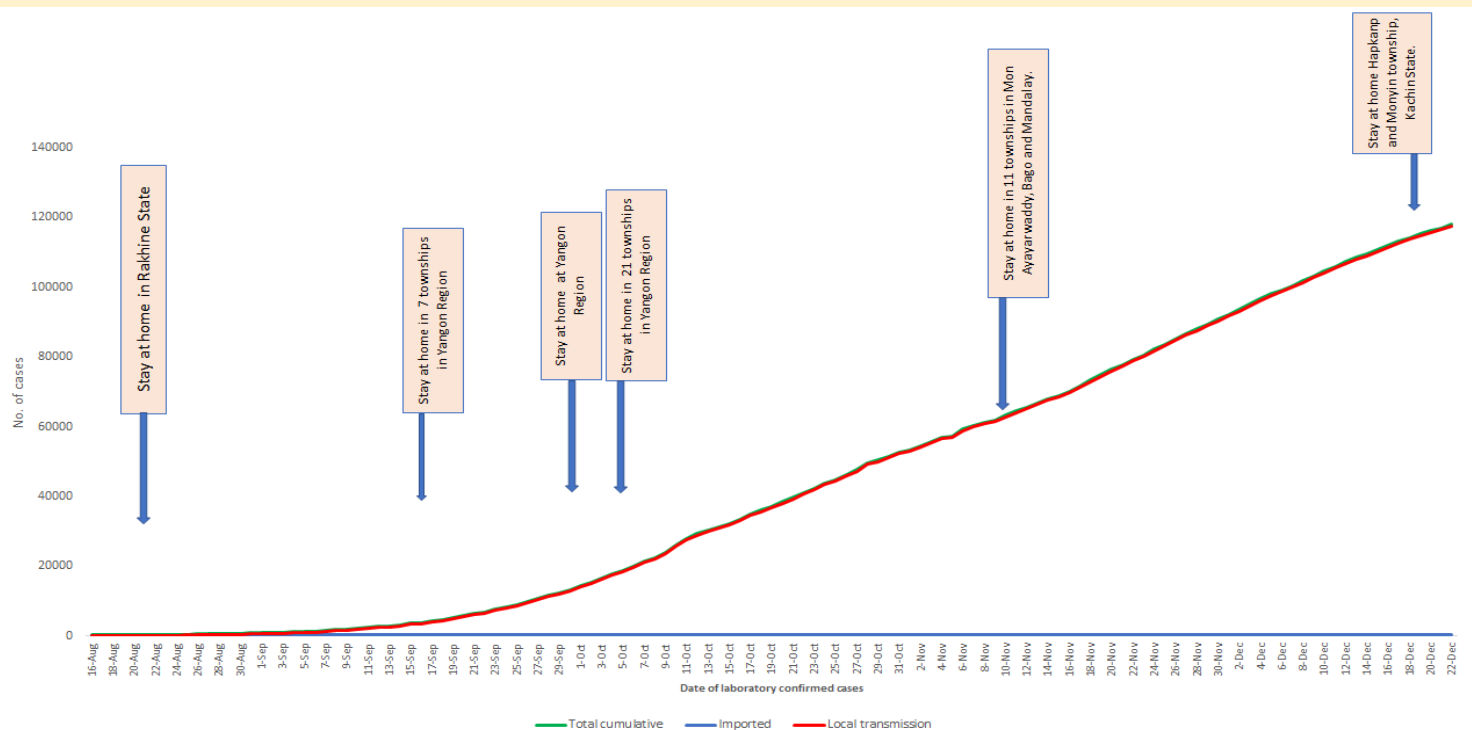
COVID-19 confirmed cases by types of transmissions (as of 22.12.2020) n=117,946



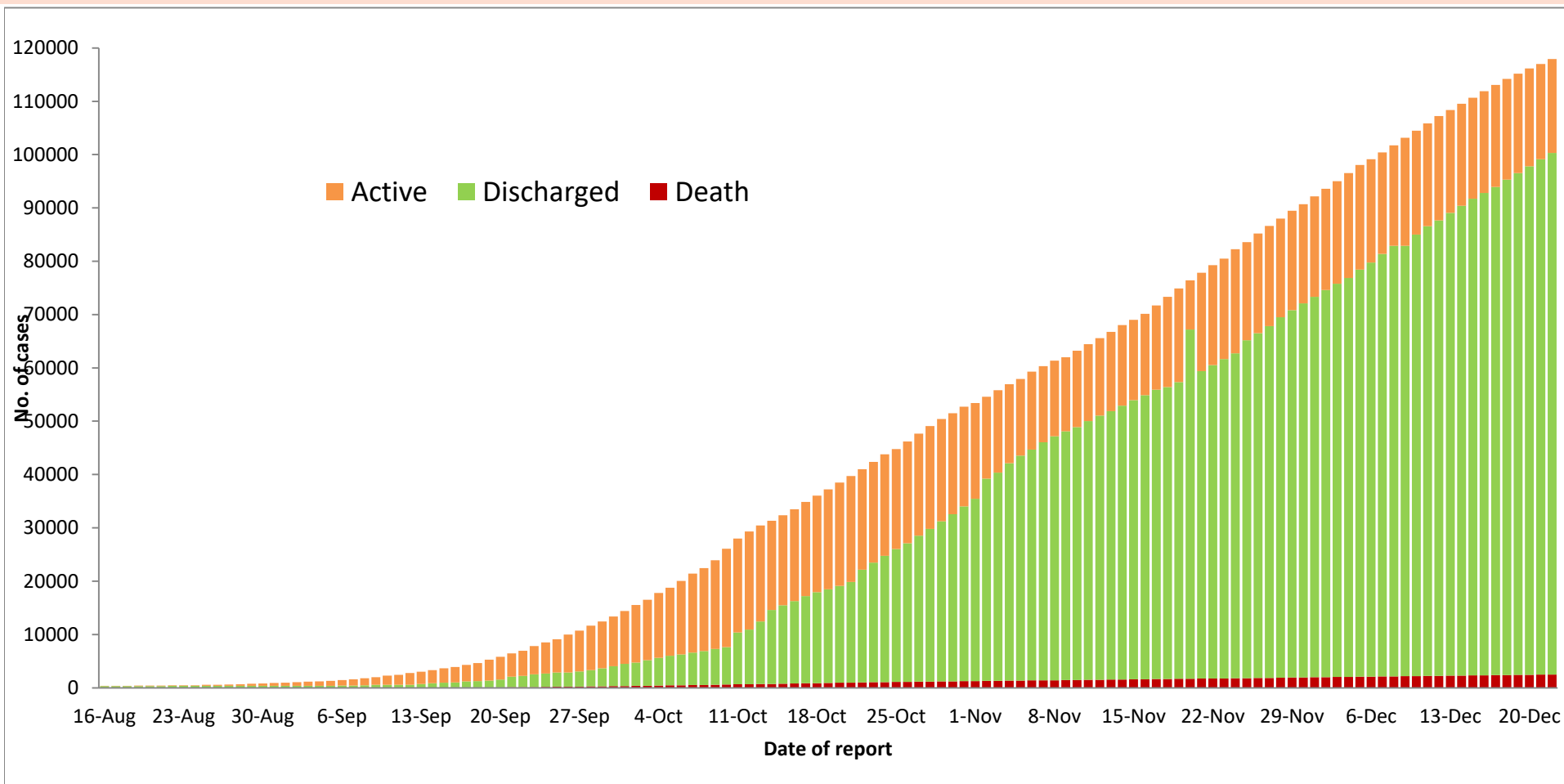
Total cumulative number of cases, imported and local transmission cases by date (23.3.2020- 15.8.2020), n= 374



Total cumulative number of cases, imported and local transmission cases by date (16.8.2020- 22.12.2020)



Cumulative Number of active confirmed cases, discharged and deaths (23.3.2020 – 22.12.2020), n (cumulative)=117,946



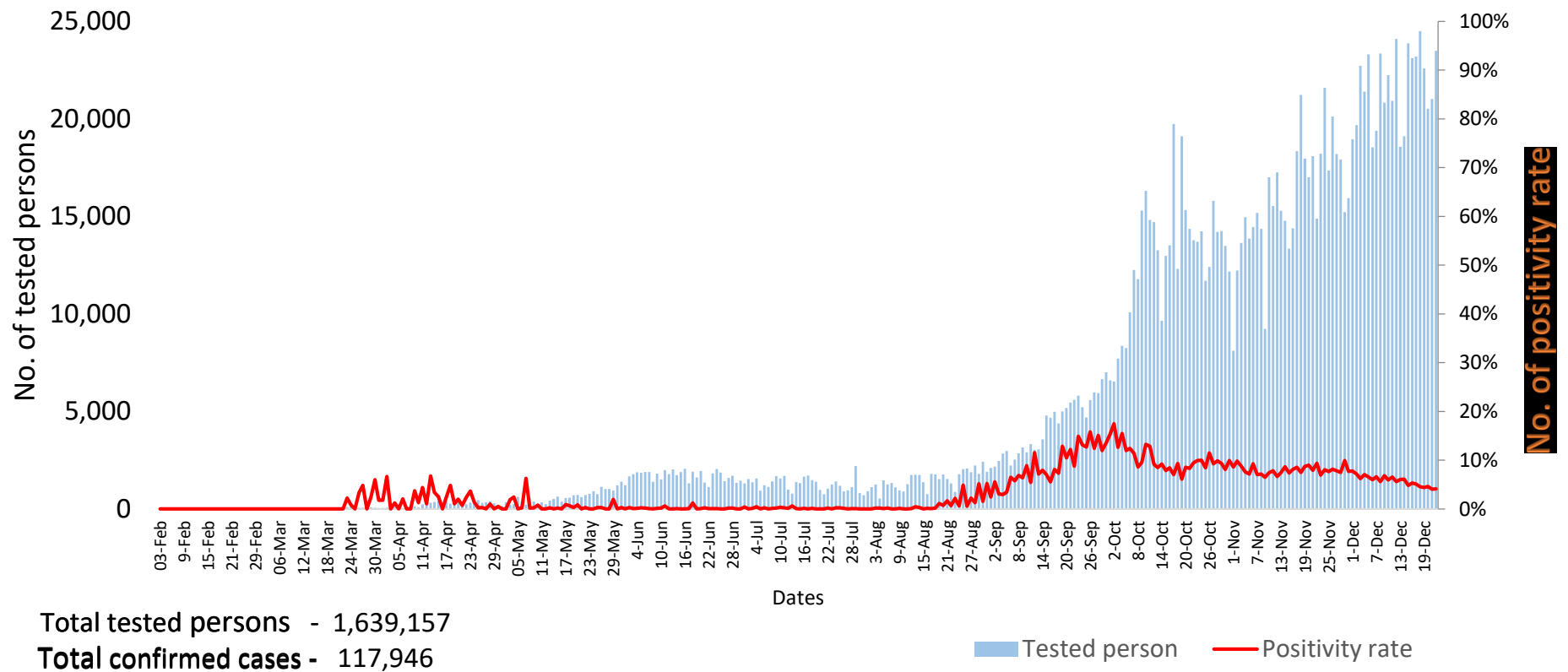
* Discharged criteria for COVID-19 patients was changed on 10.10.2020

Summary of current situation		
Type	New (21.12.2020-22.12.2020)	Total (on 22.12.2020)
Suspected and Person Under Investigation (PUI)	490	1,506
Hospital Quarantine	47	266
Facility Quarantine	5,069	62,980

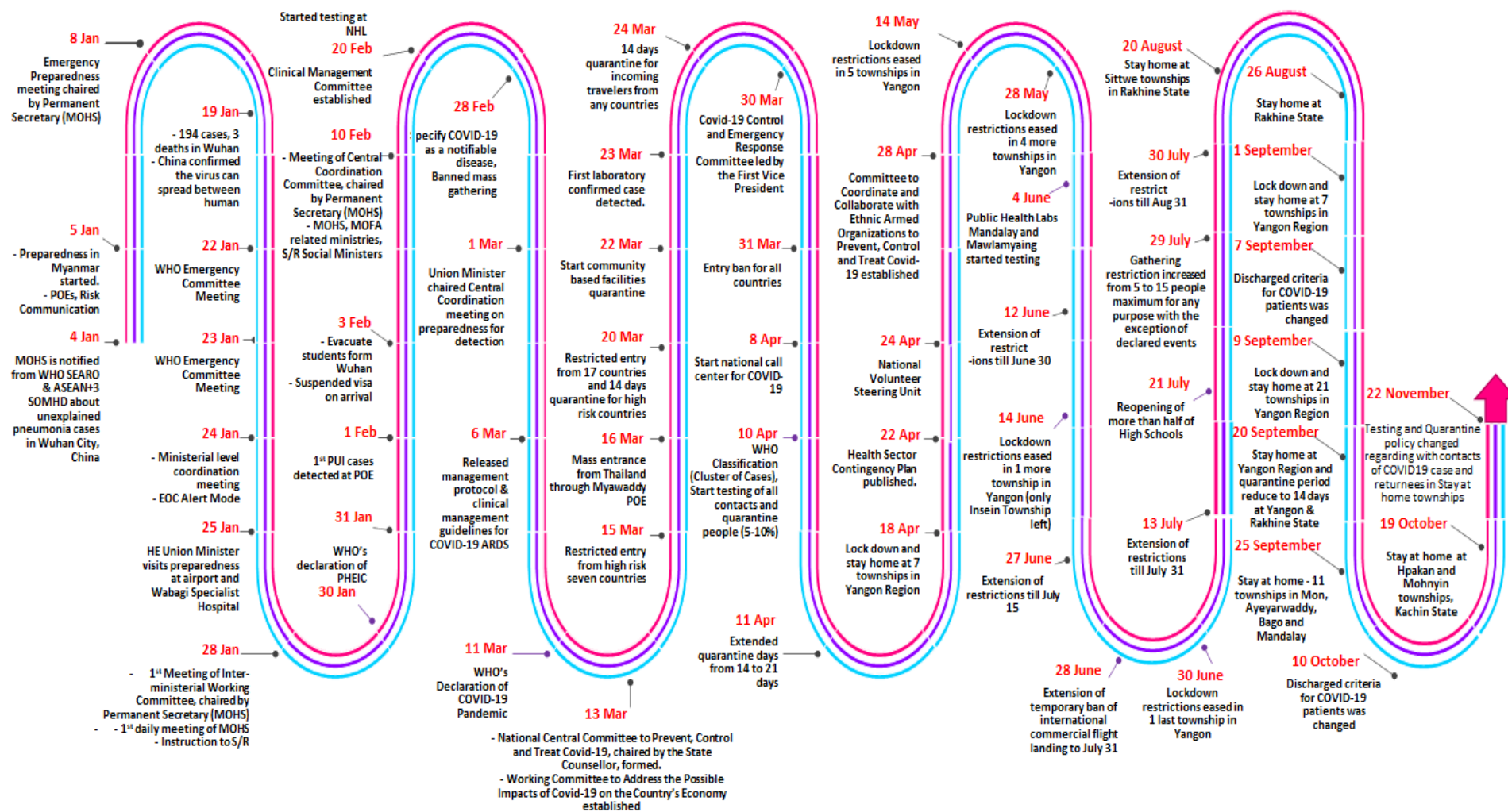
Person under Investigation (PUI) by State/Region hospitals (31.1.2020 – 22.12.2020) n= 58,010			No. of Facility Quarantine sites and Quarantined people on 22.12.2020			
No.	State/Region	PUI	No.	State/Region	No. of facilities	Total no. of quarantine
1	Yangon	39798	1	Ayeyarwaddy	1439	13721
2	Mandalay	8148	2	Bago	1162	7421
3	Ayeyarwaddy	1546	3	Mandalay	381	7381
4	Mon	1436	4	Yangon	205	6557
5	Bago	1418	5	Sagaing	975	6249
6	Kayin	1276	6	Magway	733	3975
7	Magway	966	7	Kayin	436	3019
8	Rakhine	800	8	Shan South	118	2229
9	Thanintharyi	633	9	Kachin	225	2148
10	Shan (N)	580	10	Rakhine	337	2098
11	Naypyitaw	320	11	Naypyitaw	13	2017
12	Sagaing	287	12	Tanintharyi	153	1836
13	Shan (E)	212	13	Shan North	458	1694
14	Shan (S)	208	14	Mon	23	915
15	Kachin	181	15	Shan East	20	669
16	Chin	101	16	Chin	35	576
17	Kayah	100	17	Kayah	24	475
Total		58,010	Total		6,737	62,980

*Facility quarantine rule changed from 21 days to 14 days on 11-9-2020 while 7 days home quarantine rule remain unchanged.

COVID-19 positivity rate by date (as of 22.12.2020)



Timeline of Preparedness and Response to COVID-19 in Myanmar (as of 22.12.2020)



Hotline Number— 0673 420 268

Data source - CEU, DMS, NHL, PHL (MDY and MLM), DMR, DSGH, State and Region Health Departments