



Ministry of Health and Sports (Myanmar)

Department of Public Health

Central Epidemiology Unit

(16 December 2020)

Situation Report -253

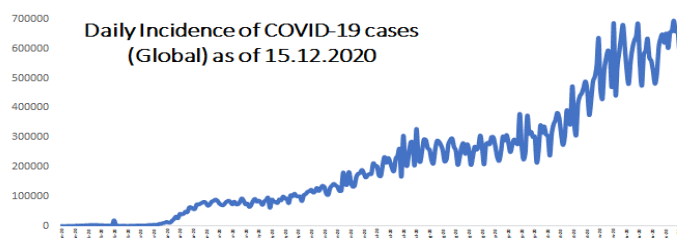
Coronavirus Disease 2019 (COVID-19)

WHO Coronavirus Disease (COVID-19) Dashboard data as of 6:51 PM CEST 15 December 2020

Confirmed cases
71,581,532

Deaths
1,618,374

Case Fatality Rate
2.3%



Myanmar Situation

Data as reported by States and Regions by 15 December 2020

Total Tested-1,480,740

110,667

Confirmed Cases

1,370,073

Negative

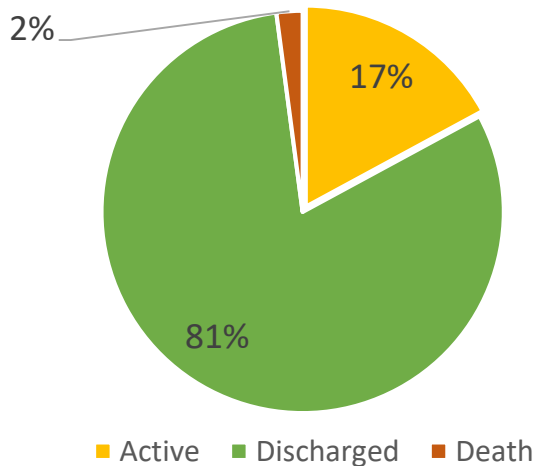
89,418

Discharged

2,319

Death

Current Situation of Confirmed cases (23.3.2020-15.12.2020), n=110,667



COVID-19 confirmed cases by two phases (23.3.2020 – 15-12-2020), n=110,667

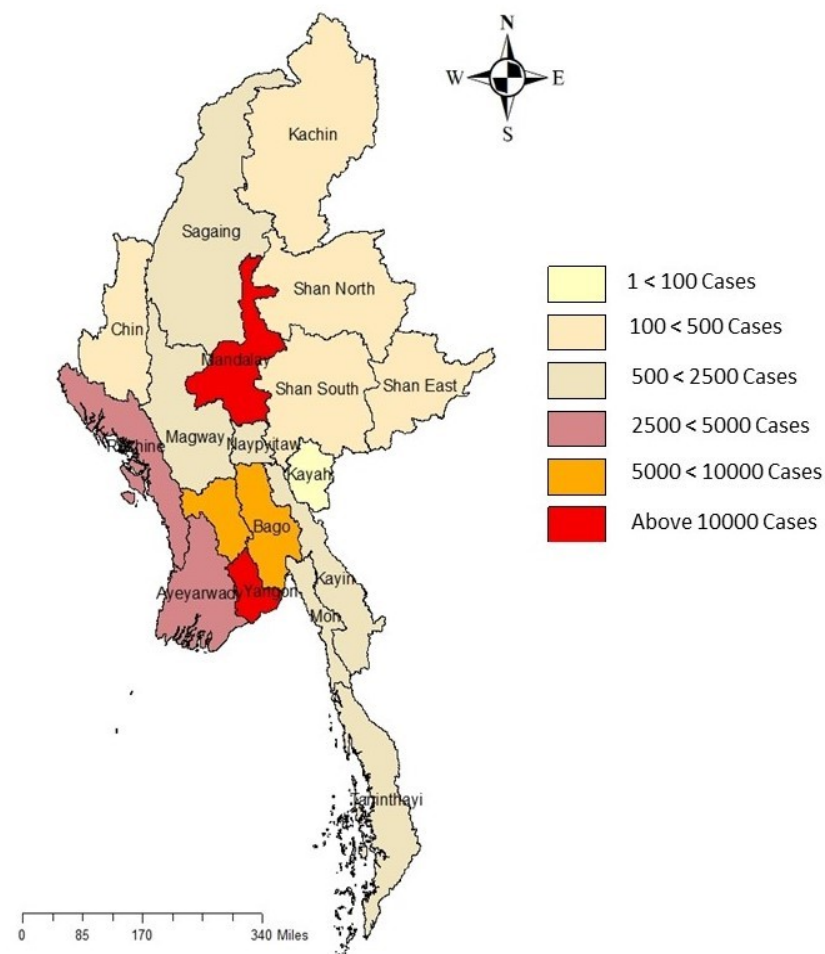
Date	Local transmission		Imported		Total cases	Total Death
	No. of cases	Death	No. of case	Death		
(23.3.2020-15.8.2020)	161	5	213	1	374	6
(16.8.2020-15.12.2020)	109982	2313	311	-	110293	2313
Total	110143	2318	524	1	110667	2319

COVID-19 confirmed cases and death by State/Region (23.3.2020 – 15-12-2020), n=110,667

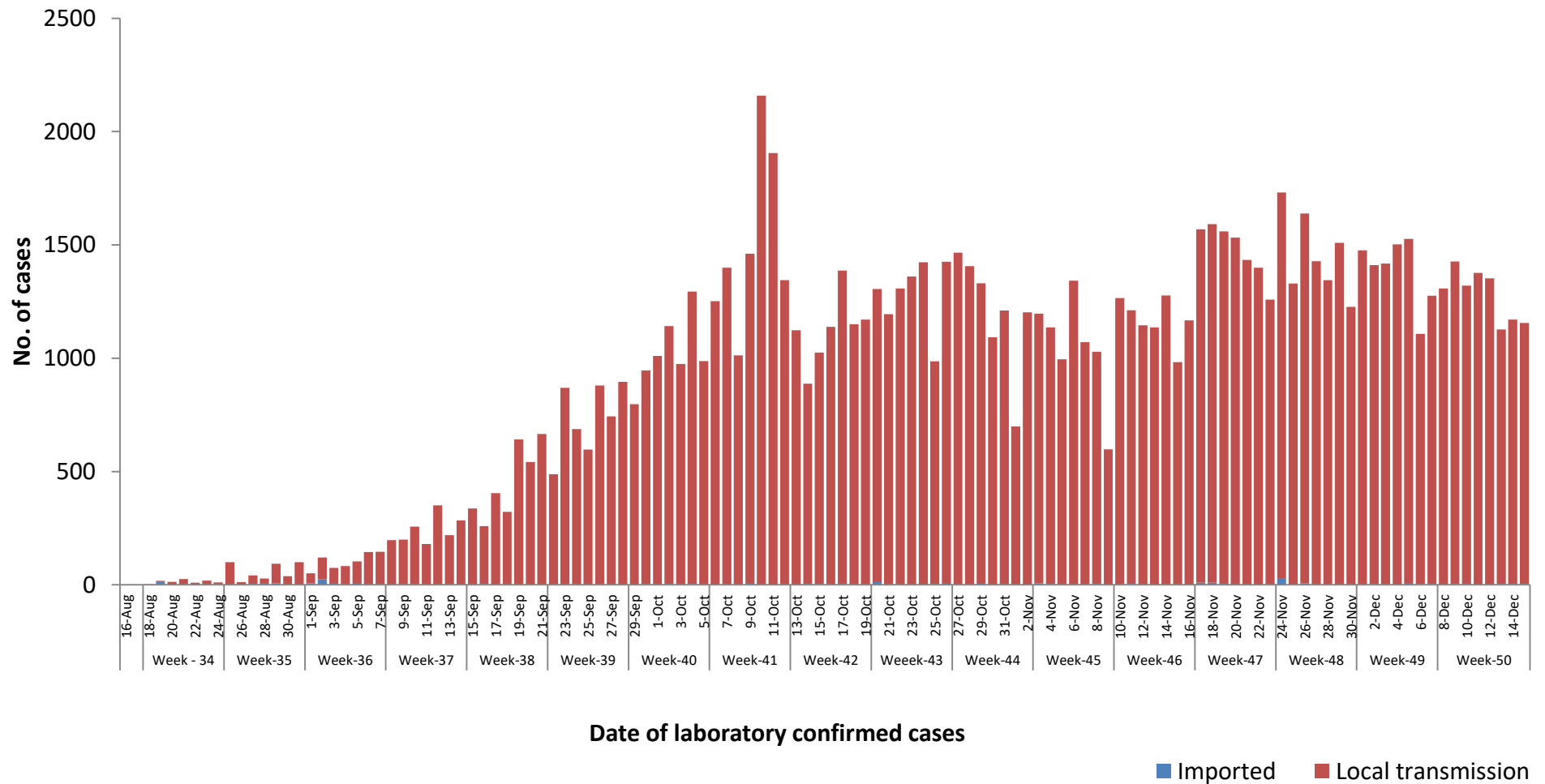
No	State/Region	COVID –19 Confirmed case	New confirmed cases within 24 hours	Deaths
1	Yangon	77,247	499	2,124
2	Mandalay	10,200	363	89
3	Bago	6,565	81	12
4	Rakhine	4,038	6	28
5	Ayeyarwaddy	3,924	26	27
6	Magway	2,214	69	1
7	Mon	1,905	21	14
8	Sagaing	1,374	33	5
9	Kayin	887	5	12
10	Naypyitaw	563	25	3
11	Thanintharyi	505	5	-
12	Kachin	414	14	-
13	Shan (South)	362	-	1
14	Chin	162	-	1
15	Shan (North)	145	4	2
16	Shan (East)	130	3	-
17	Kayah	32	1	-
Total		110,667	1,155	2,319

*No. of new cases by State and Region are counted according to epidemiology situation

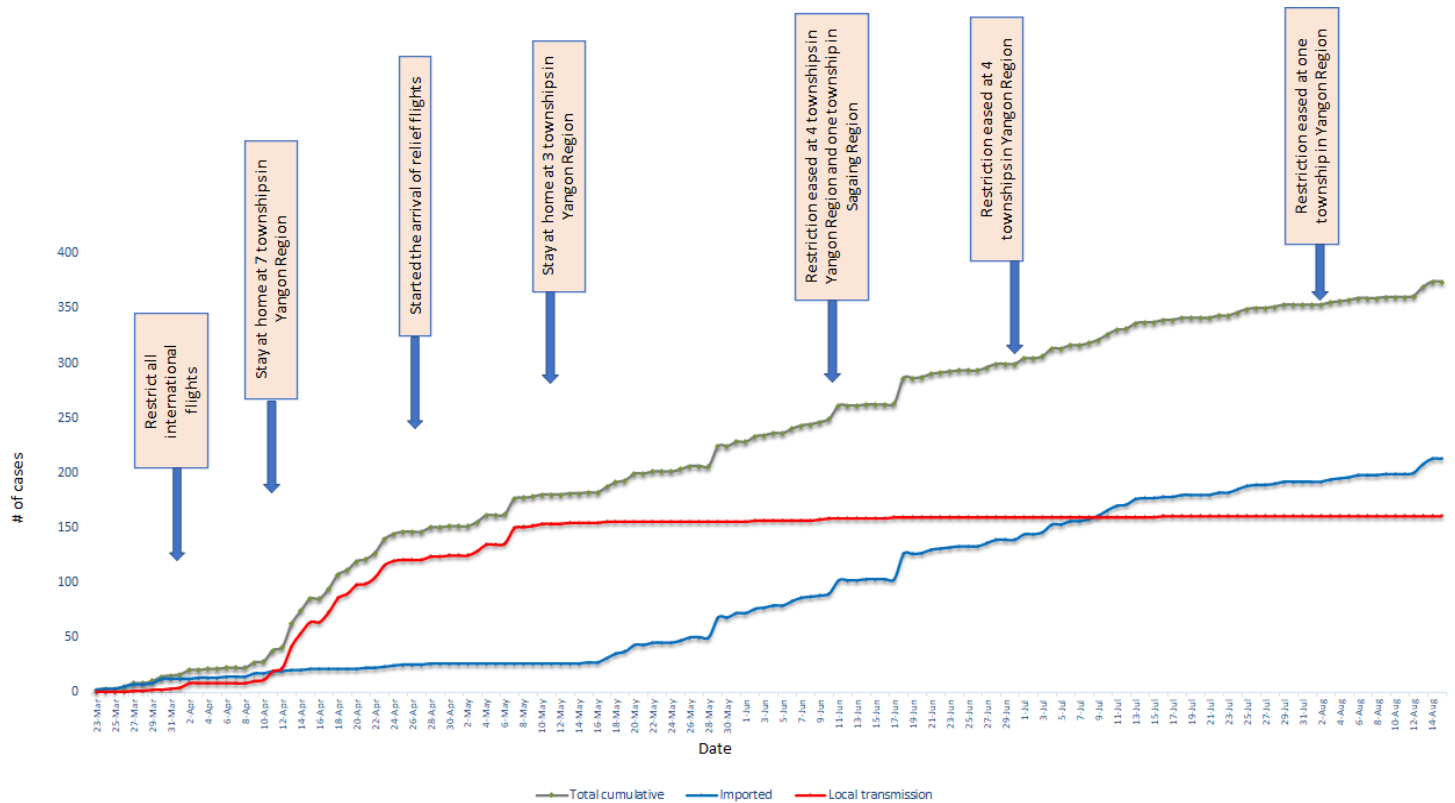
Map showing COVID-19 laboratory confirmed cases



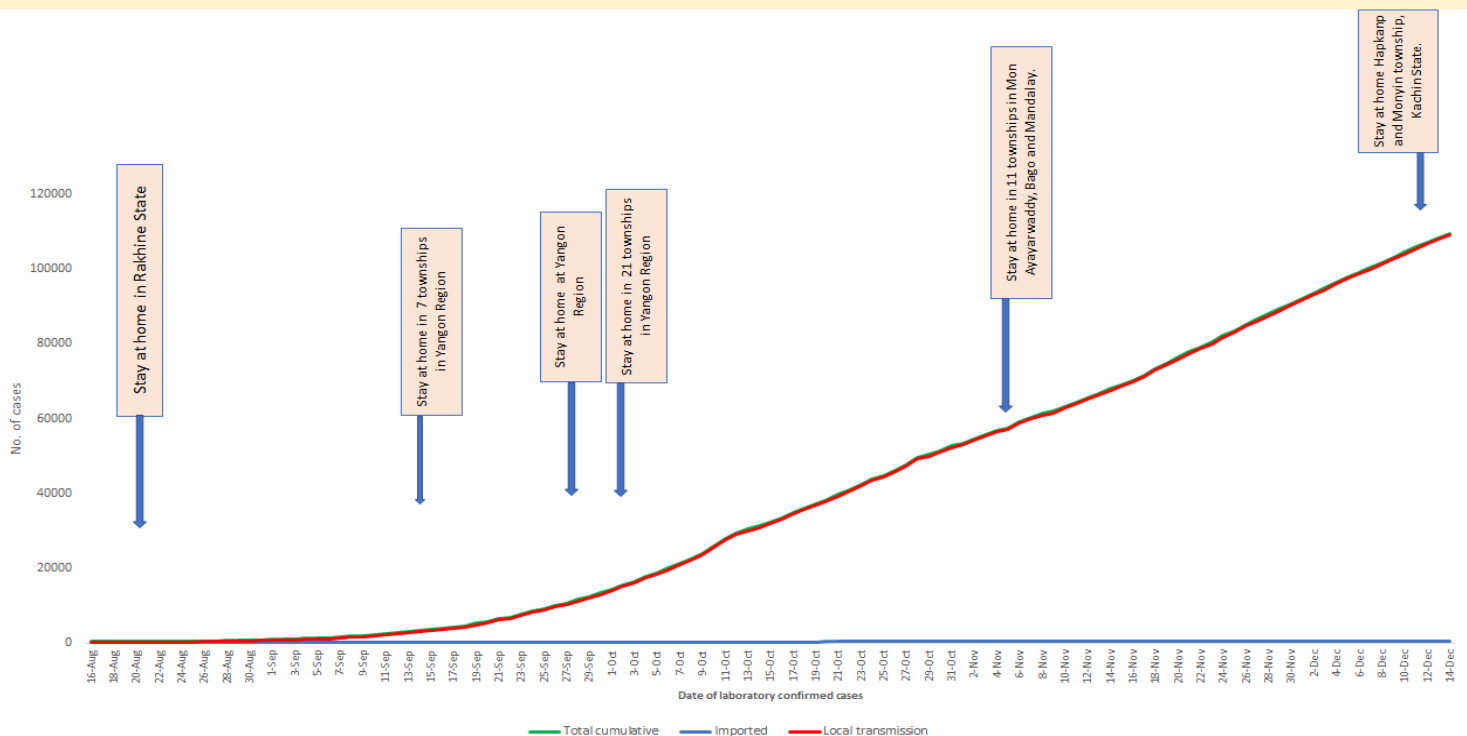
COVID-19 confirmed cases by types of transmissions (as of 15.12.2020) n=110,667



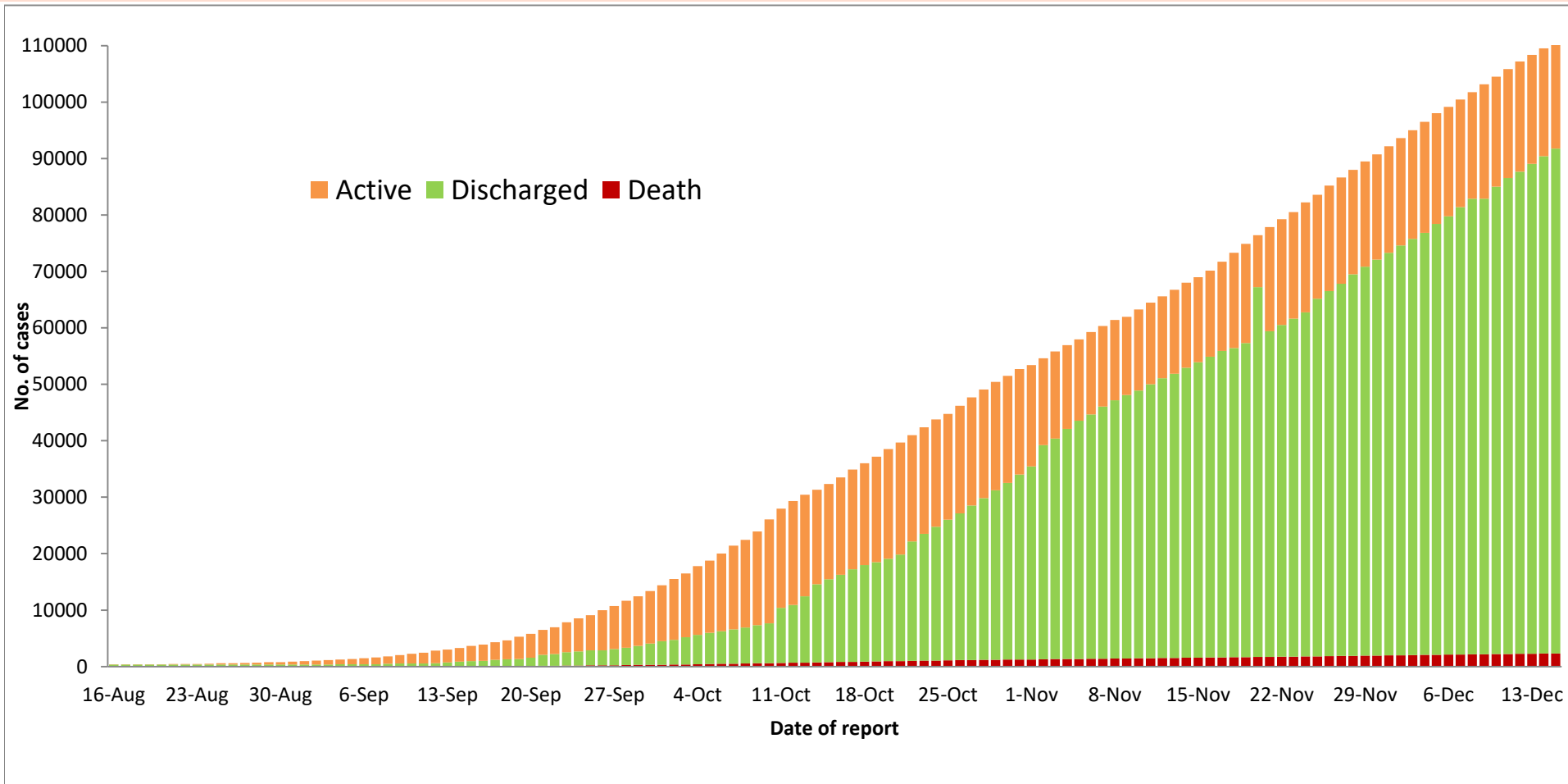
Total cumulative number of cases, imported and local transmission cases by date (23.3.2020- 15.8.2020), n= 374



Total cumulative number of cases, imported and local transmission cases by date (16.8.2020- 15.12.2020)



Cumulative Number of active confirmed cases, discharged and deaths (23.3.2020 – 15.12.2020), n (cumulative)=110,667



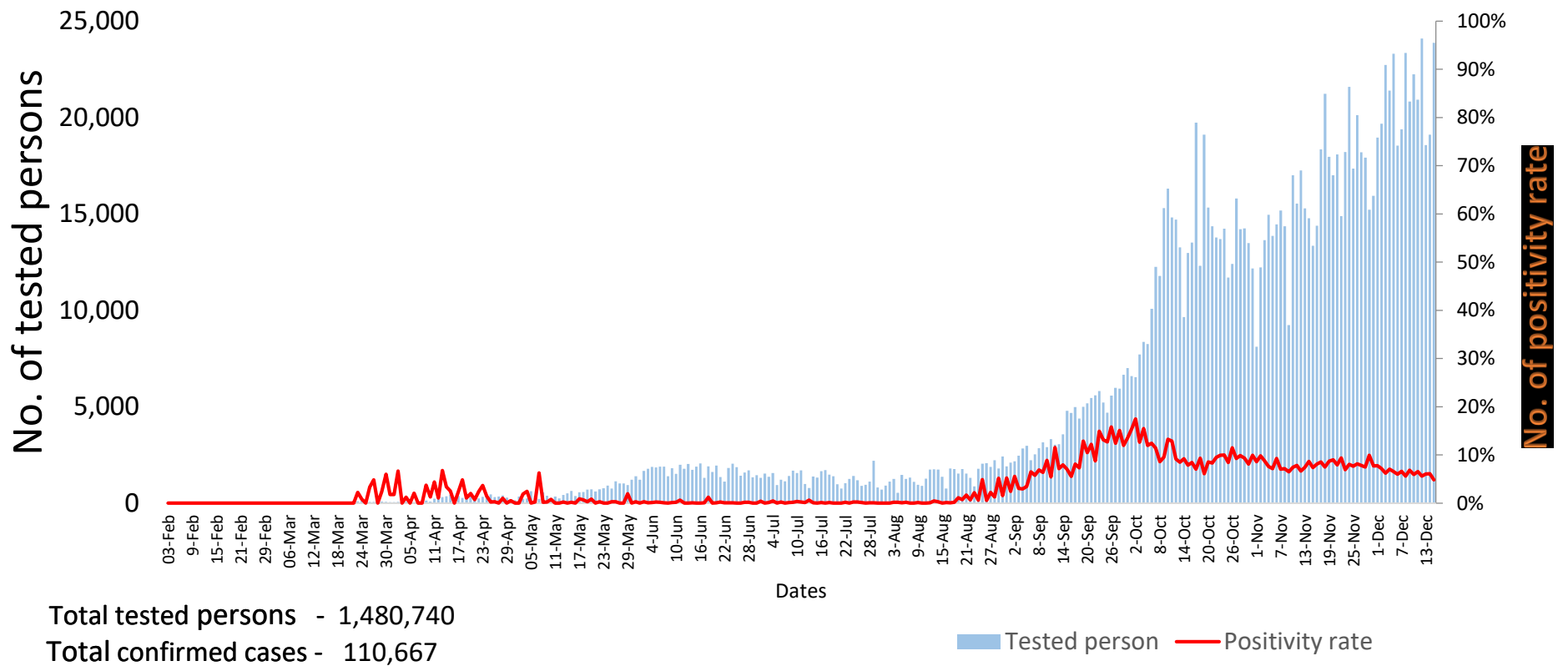
* Discharged criteria for COVID-19 patients was changed on 10.10.2020

Summary of current situation		
Type	New (14.12.2020-15.12.2020)	Total (on 15.12.2020)
Suspected and Person Under Investigation (PUI)	449	1,487
Hospital Quarantine	14	295
Facility Quarantine	4,697	66,298

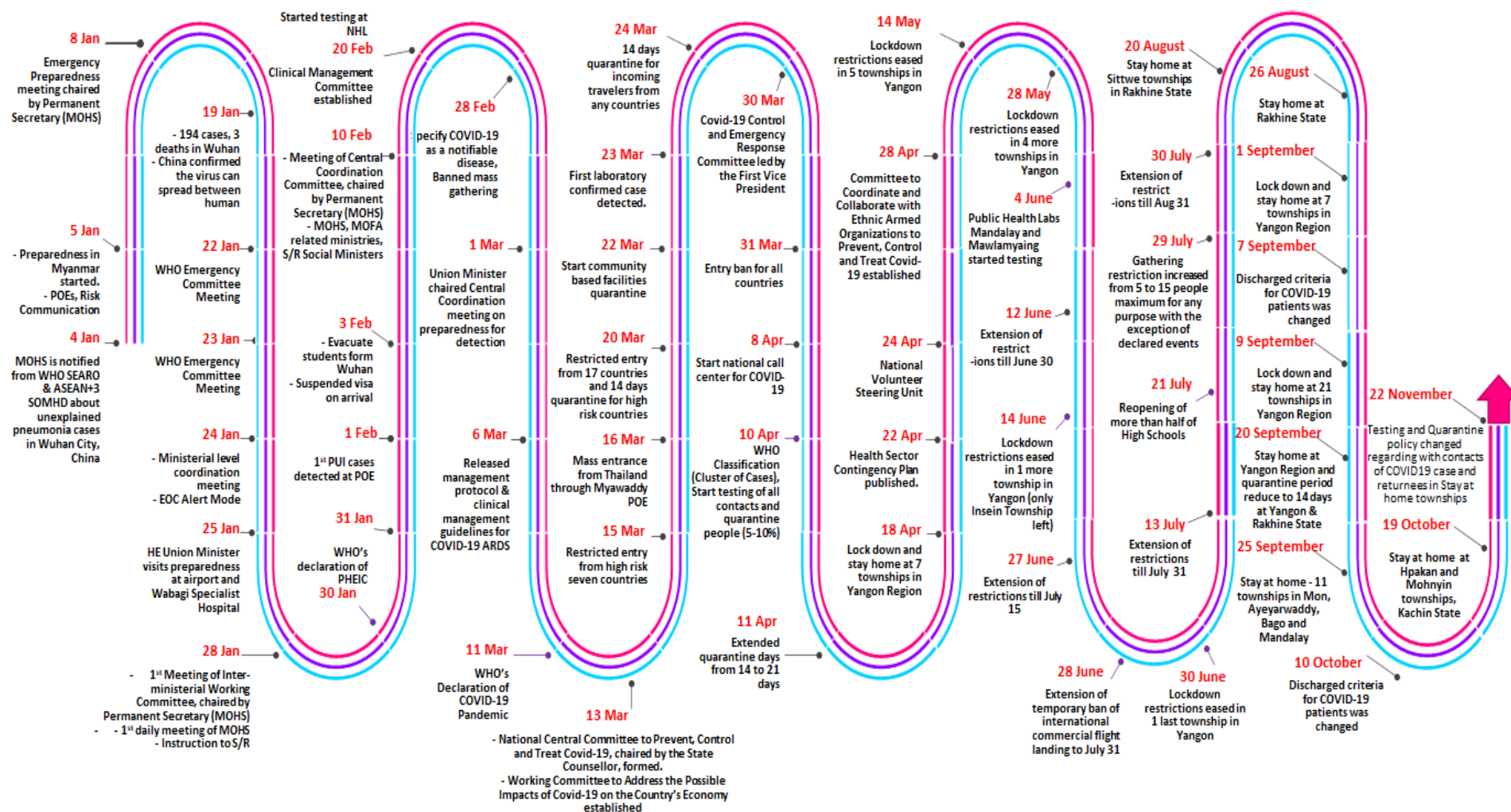
Person under Investigation (PUI) by State/Region hospitals (31.1.2020 – 15.12.2020) n= 54,762			No. of Facility Quarantine sites and Quarantined people on 15.12.2020			
No.	State/Region	PUI	No.	State/Region	No. of facilities	Total no. of quarantine
1	Yangon	37791	1	Ayeyarwaddy	1,390	13732
2	Mandalay	7471	2	Bago	1026	7989
3	Ayeyarwaddy	1372	3	Mandalay	364	7377
4	Mon	1369	4	Yangon	189	7316
5	Bago	1272	5	Sagaing	975	7227
6	Kayin	1235	6	Kayin	478	3587
7	Magway	932	7	Magway	585	3236
8	Rakhine	776	8	Shan South	118	2732
9	Thanintharyi	611	9	Rakhine	370	2445
10	Shan (N)	563	10	Kachin	232	2297
11	Naypyitaw	300	11	Naypyitaw	11	1864
12	Sagaing	284	12	Tanintharyi	153	1655
13	Shan (E)	211	13	Shan North	457	1479
14	Shan (S)	205	14	Shan East	20	1162
15	Kachin	169	15	Mon	27	993
16	Chin	101	16	Chin	32	669
17	Kayah	100	17	Kayah	24	538
Total		54,762	Total		6,451	66,298

*Facility quarantine rule changed from 21 days to 14 days on 11-9-2020 while 7 days home quarantine rule remain unchanged.

COVID-19 positivity rate by date (as of 15.12.2020)



Timeline of Preparedness and Response to COVID-19 in Myanmar (as of 15.12.2020)



Hotline Number— 0673 420 268

Data source - CEU, DMS, NHL, PHL (MDY and MLM), DMR, DSGH, State and Region Health Departments