



Ministry of Health and Sports (Myanmar)

Department of Public Health

Central Epidemiology Unit

(15 December 2020)

Situation Report -252

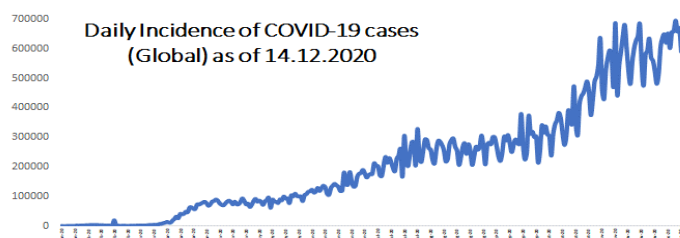
Coronavirus Disease 2019 (COVID-19)

WHO Coronavirus Disease (COVID-19) Dashboard data as of 6:23 PM CEST 14 December 2020

Confirmed cases
71,051,805

Deaths
1,608,648

Case Fatality Rate
2.3%



Myanmar Situation

Data as reported by States and Regions by 14 December 2020

Total Tested-1,456,866

109,512

Confirmed Cases

1,347,354

Negative

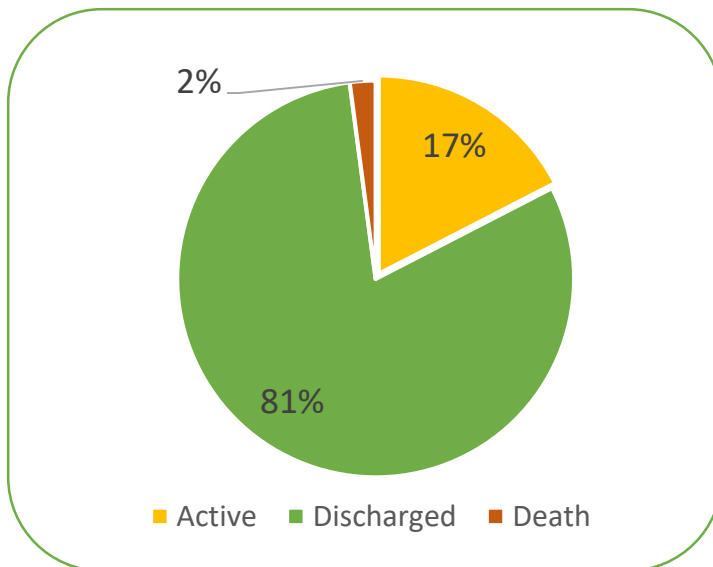
88,131

Discharged

2,292

Death

Current Situation of Confirmed cases (23.3.2020-14.12.2020), n=109,512



COVID-19 confirmed cases by two phases (23.3.2020 – 14-12-2020), n=109,512

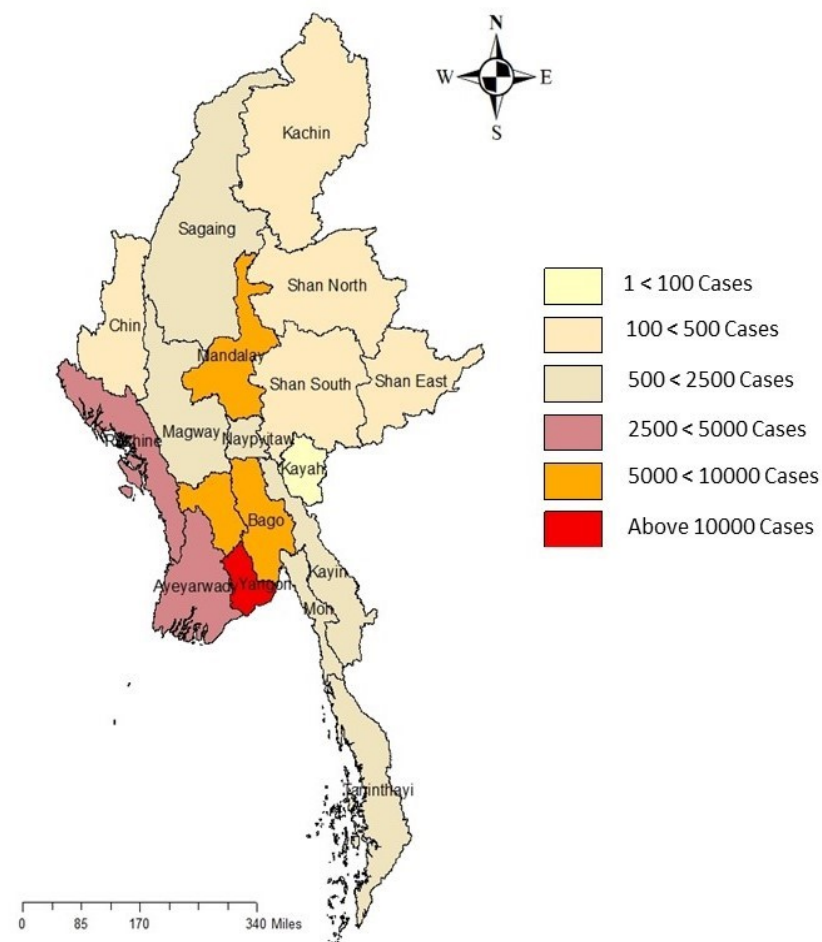
Date	Local transmission		Imported		Total cases	Total Death
	No. of cases	Death	No. of case	Death		
(23.3.2020-15.8.2020)	161	5	213	1	374	6
(16.8.2020-14.12.2020)	108833	2286	305	-	109138	2286
Total	108994	2291	518	1	109512	2292

COVID-19 confirmed cases and death by State/Region (23.3.2020 – 14-12-2020), n=109,512

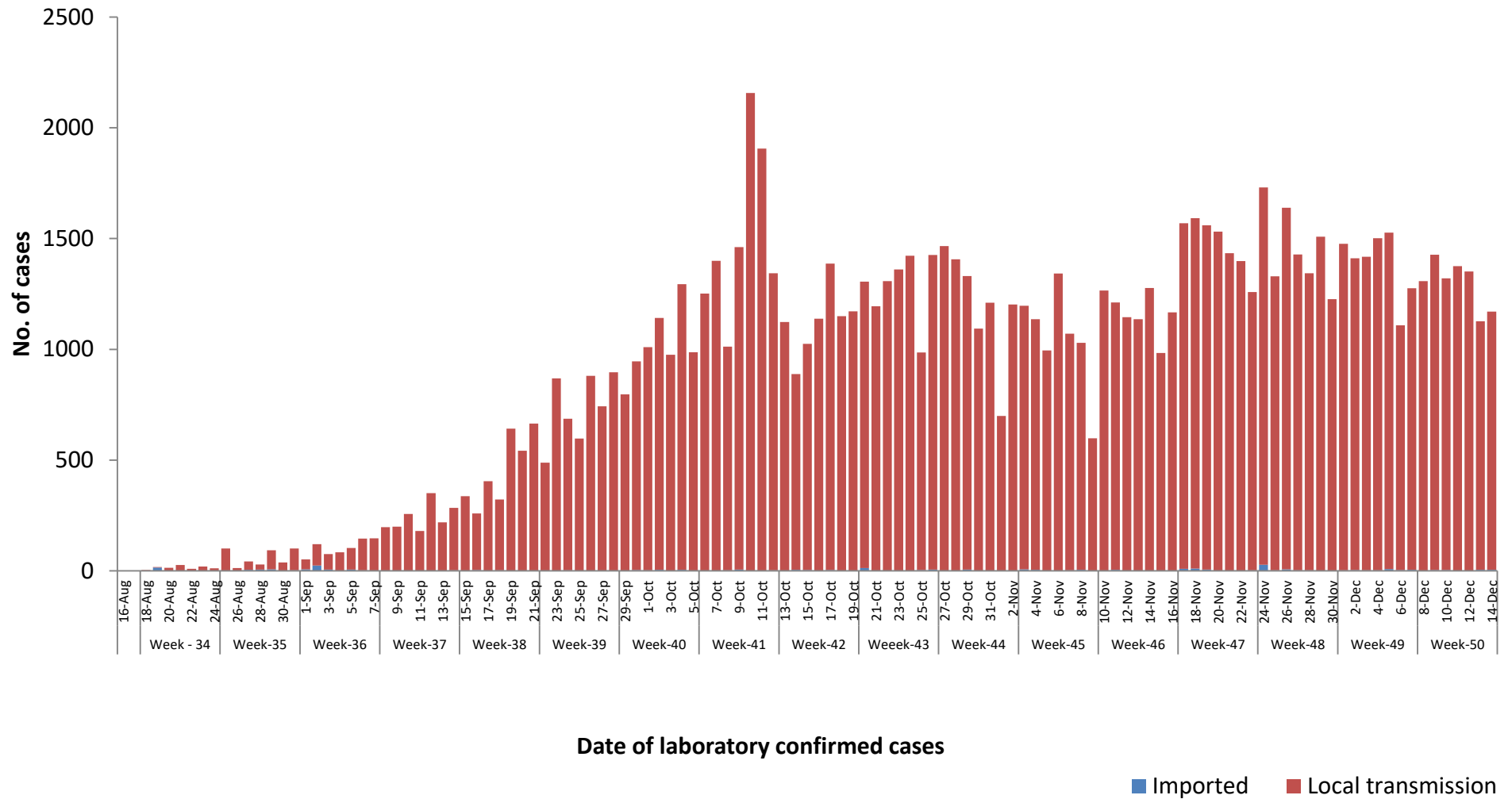
No	State/Region	COVID –19 Confirmed case	New confirmed cases within 24 hours	Deaths
1	Yangon	76,748	530	2,104
2	Mandalay	9,837	284	85
3	Bago	6,484	57	12
4	Rakhine	4,032	17	28
5	Ayeyarwaddy	3,898	103	25
6	Magway	2,145	88	1
7	Mon	1,884	24	14
8	Sagaing	1,341	40	4
9	Kayin	882	8	12
10	Naypyitaw	538	9	3
11	Thanintharyi	500	1	-
12	Kachin	400	7	-
13	Shan (South)	362	1	1
14	Chin	162	-	1
15	Shan (North)	141	-	2
16	Shan (East)	127	-	-
17	Kayah	31	1	-
Total		109,512	1,170	2,292

*No. of new cases by State and Region are counted according to epidemiology situation

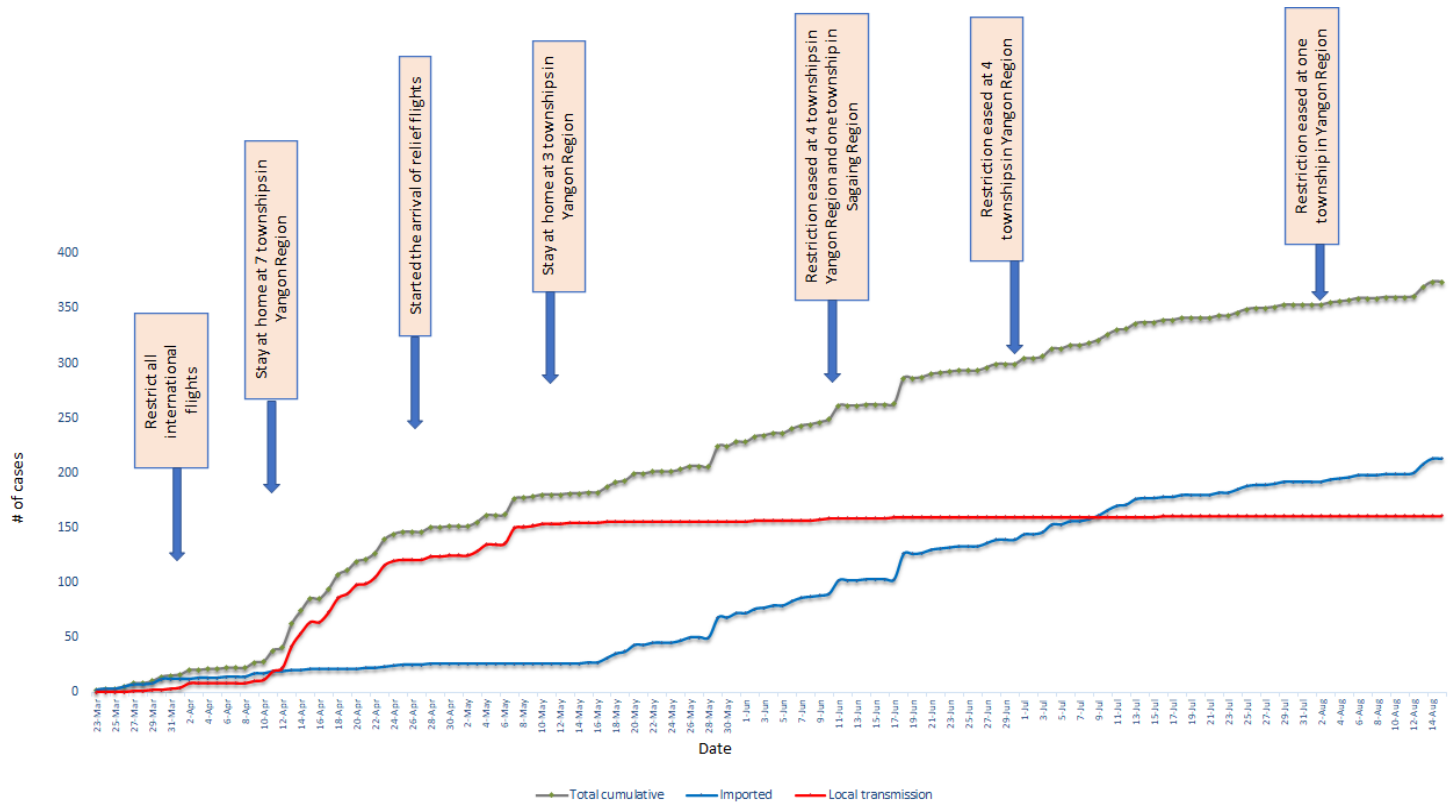
Map showing COVID-19 laboratory confirmed cases



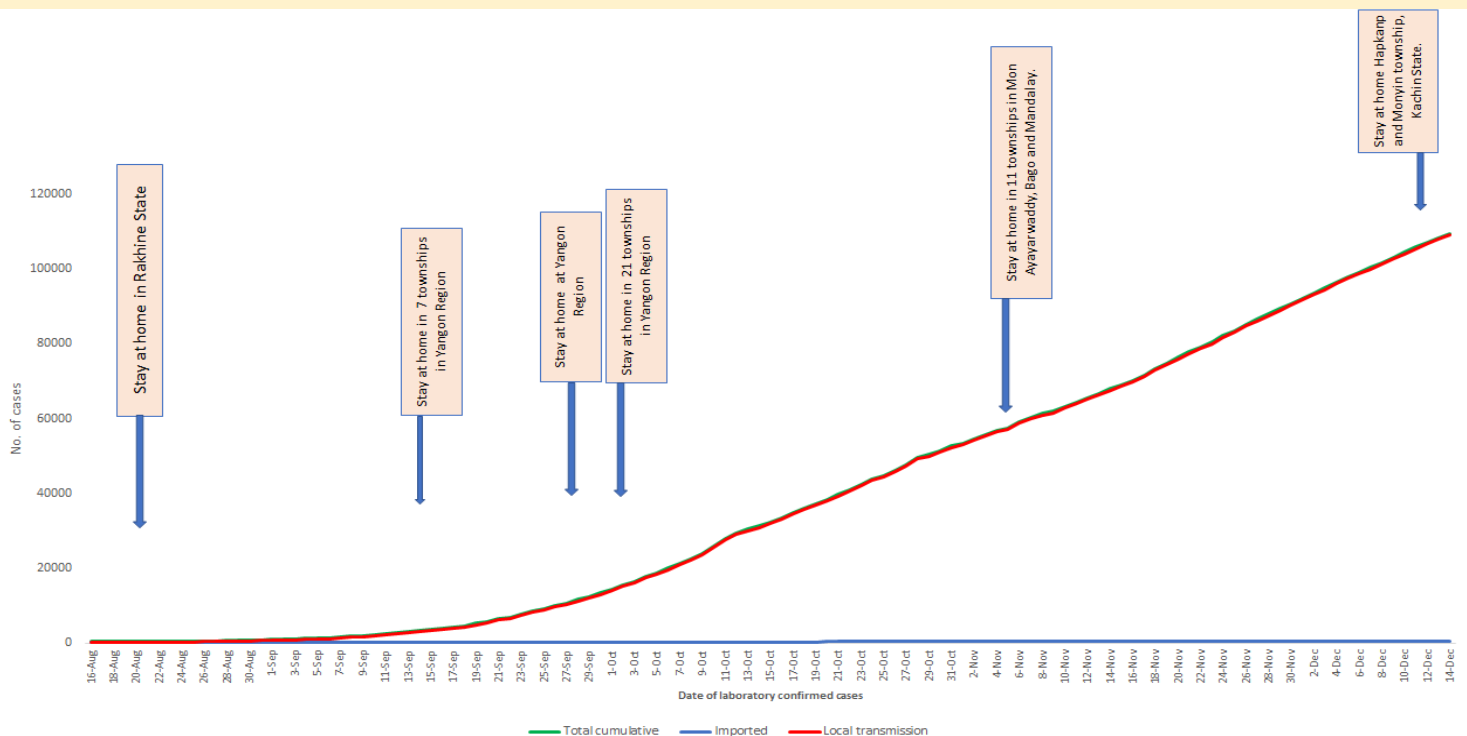
COVID-19 confirmed cases by types of transmissions (as of 14.12.2020) n=109,512



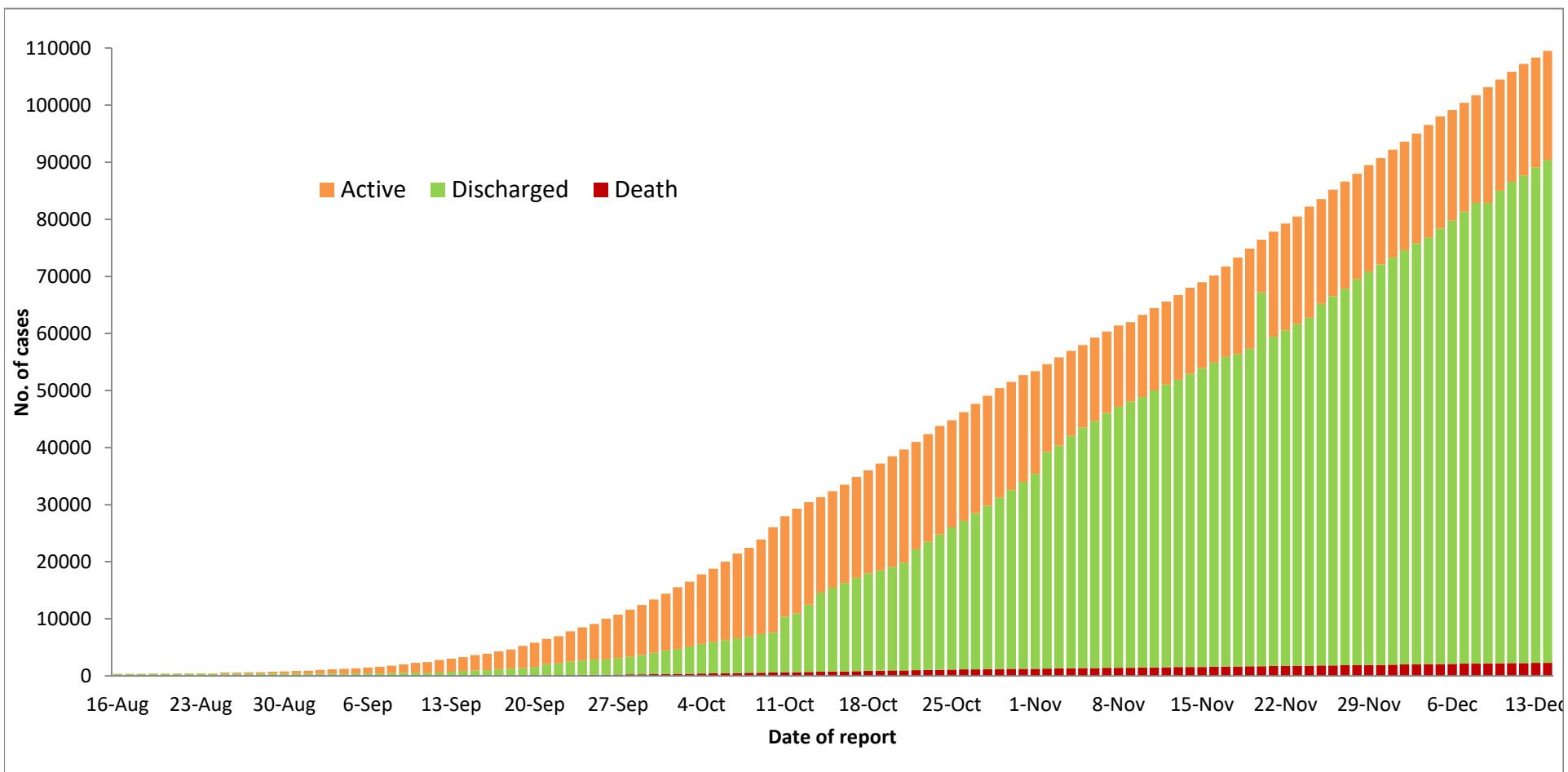
Total cumulative number of cases, imported and local transmission cases by date (23.3.2020- 15.8.2020), n= 374



Total cumulative number of cases, imported and local transmission cases by date (16.8.2020- 14.12.2020)



Cumulative Number of active confirmed cases, discharged and deaths (23.3.2020 – 14.12.2020), n (cumulative)=109,512



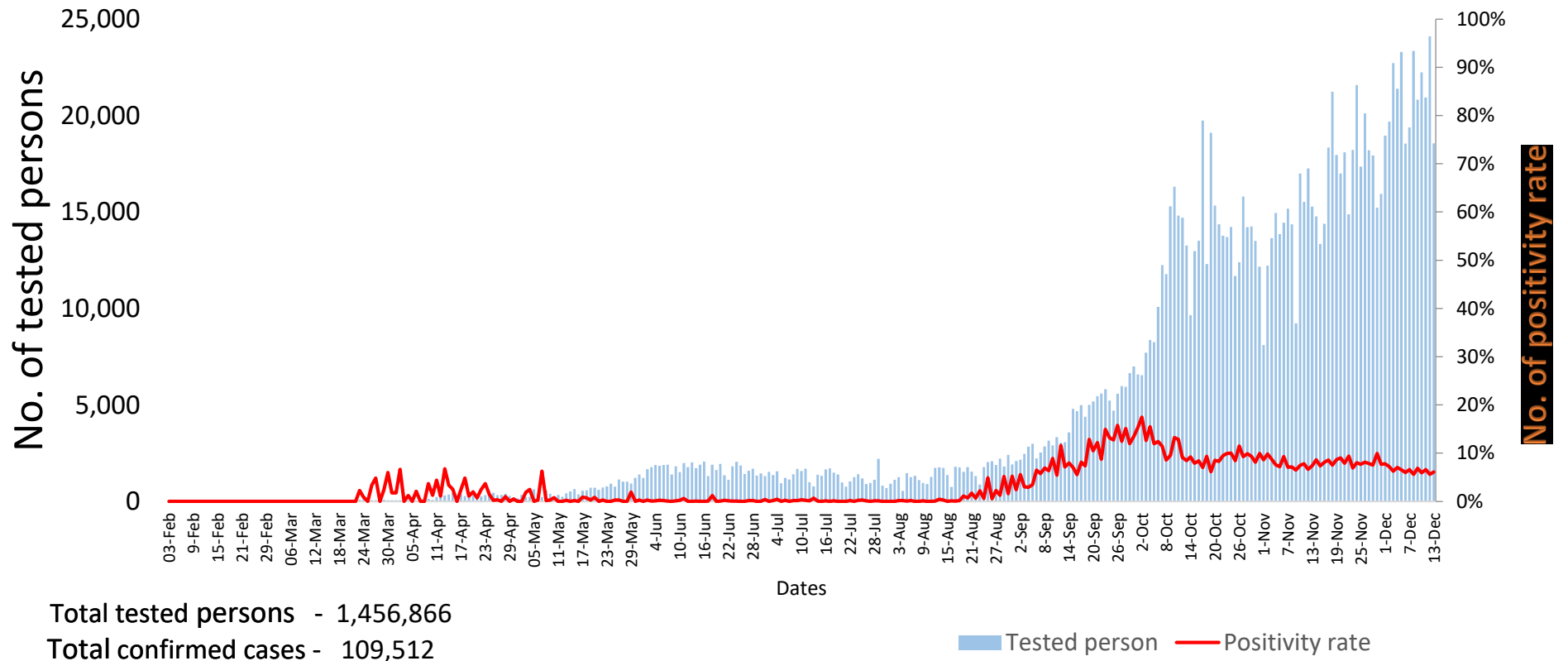
* Discharged criteria for COVID-19 patients was changed on 10.10.2020

Summary of current situation		
Type	New (13.12.2020-14.12.2020)	Total (on 14.12.2020)
Suspected and Person Under Investigation (PUI)	406	1,477
Hospital Quarantine	46	314
Facility Quarantine	5,996	64,420

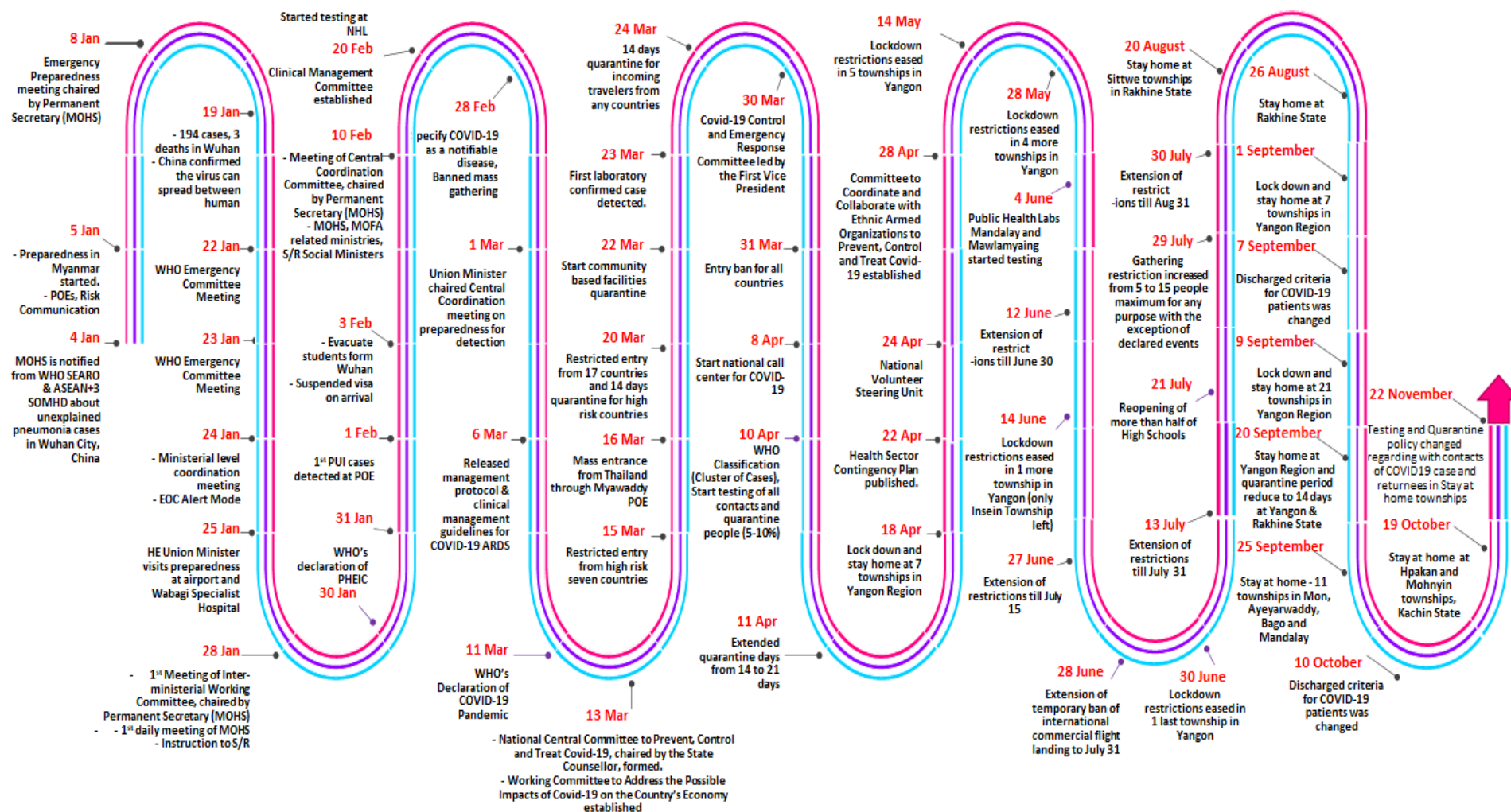
Person under Investigation (PUI) by State/Region hospitals (31.1.2020 – 14.12.2020) n= 54,313			No. of Facility Quarantine sites and Quarantined people on 14.12.2020			
No.	State/Region	PUI	No.	State/Region	No. of facilities	Total no. of quarantine
1	Yangon	36991	1	Ayeyarwaddy	1,390	13444
2	Mandalay	7187	2	Bago	1029	8044
3	Mon	1348	3	Yangon	189	7114
4	Ayeyarwaddy	1294	4	Sagaing	948	7108
5	Bago	1218	5	Mandalay	347	7070
6	Kayin	1216	6	Kayin	374	3539
7	Magway	922	7	Magway	585	3236
8	Rakhine	773	8	Shan South	118	2662
9	Thanintharyi	598	9	Rakhine	361	2420
10	Shan(N)	552	10	Kachin	232	2291
11	Naypyitaw	295	11	Naypyitaw	11	1850
12	Sagaing	284	12	Tanintharyi	153	1630
13	Shan (E)	209	13	Shan North	457	1461
14	Shan(S)	204	14	Mon	32	1218
15	Kachin	163	15	Shan East	20	1175
16	Chin	101	16	Chin	32	644
17	Kayah	100	17	Kayah	27	589
Total		54,313	Total		6,305	65,495

*Facility quarantine rule changed from 21 days to 14 days on 11-9-2020 while 7 days home quarantine rule remain unchanged.

COVID-19 positivity rate by date (as of 14.12.2020)



Timeline of Preparedness and Response to COVID-19 in Myanmar (as of 14.12.2020)



Hotline Number— 0673 420 268

Data source - CEU, DMS, NHL, PHL (MDY and MLM), DMR, DSGH, State and Region Health Departments